

Office on Violence Against Women
Discretionary Grants

STOP Violence Against Indian Women
Discretionary Grant Program

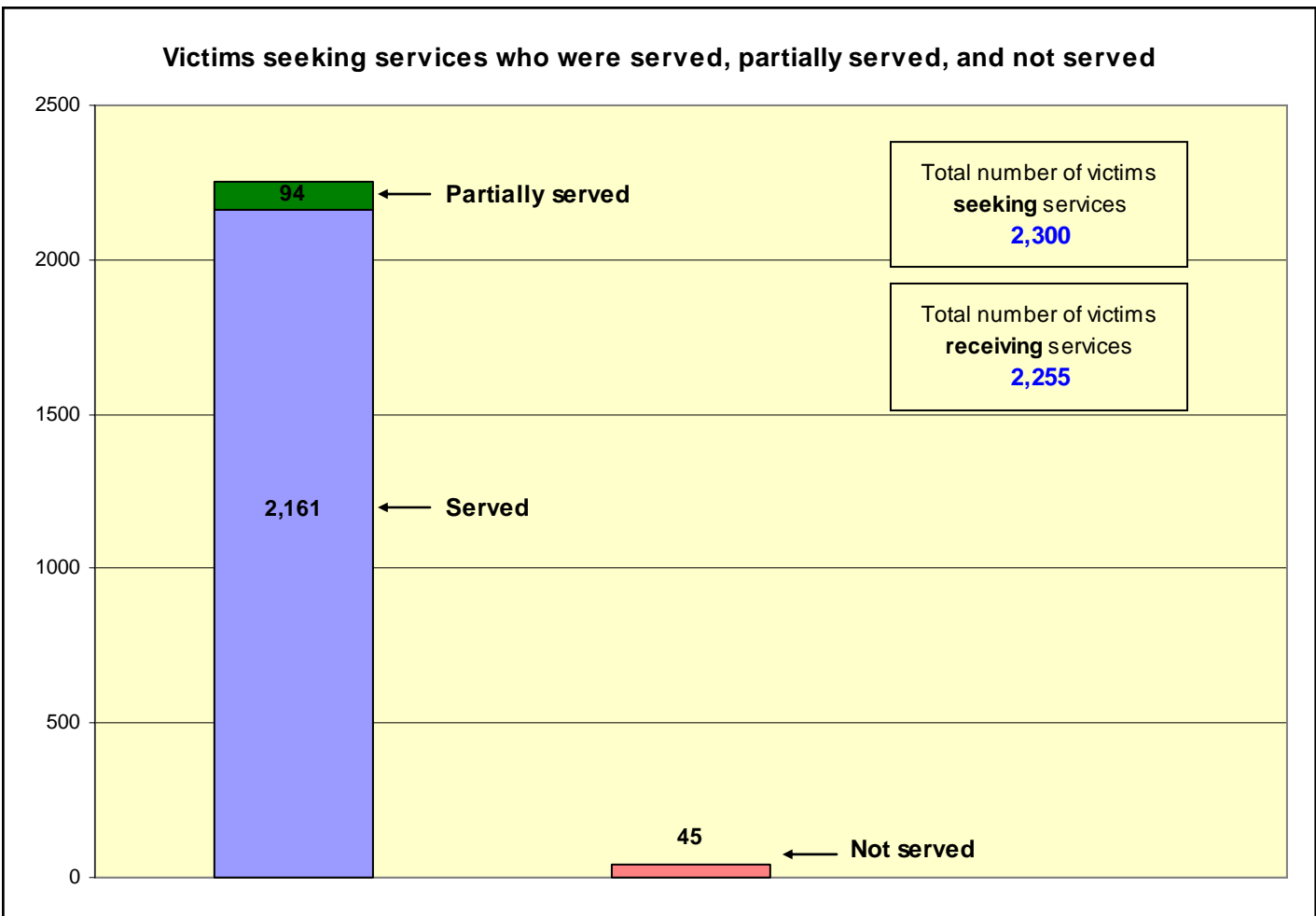
Report Period: July 1- December 31, 2007

The purpose of the STOP (Services, Training, Officers, and Prosecutors) Violence Against Indian Women Discretionary Grant Program (STOP VAIW Program) is to encourage tribal governments to develop and strengthen the tribal justice system's response to violence against Indian women, and to improve the services available to victims of domestic violence, sexual assault, and stalking in Indian country.

Total number of grantees reporting	63
------------------------------------	----

Victim Services: STOP VAIW Program grantees provided services to over **2,000** victims of domestic violence, sexual assault and stalking to help them become and remain safe from violence.

Total number of grantees using funds for victim services: **49** (78% of all grantees)



Victim services and demographics: STOP VAIW Program grantees provided an array of services to victims of sexual assault, domestic violence, and stalking. These services included victim advocacy (actions designed to help the victim/survivor obtain needed resources or services), crisis intervention, and legal advocacy (assistance navigating the criminal and/or civil legal system). Victims receive safety planning, referrals, and information as needed.

Victims served or partially served by type of victimization:

- Domestic violence: 2,042 (91% of those receiving services)
- Sexual assault: 165 (7%)
- Stalking: 48 (2%)

Number of victims receiving the following services:

- Victim advocacy: **1,500** (67% of those receiving services)
- Hotline calls: **1,269** (56%)
- Support group: **1,204** (53%)
- Crisis intervention: **1,165** (52%)
- Transportation: **879** (39%)
- Civil legal advocacy: **531** (24%)
- Victim witness notification: **524** (23%)
- Criminal justice advocacy: **491** (22%)
- Hospital response: **104** (5%)
- Civil legal assistance: **78** (3%)

Demographic data:

Gender¹

- Female: **2,058** (91%)
- Male: **193** (9%)

Race/ethnicity^{1,2}

- American Indian/Alaska Native: **2,013** (91%)
- White: **197** (9%)

Other demographics³

- Rural: **1,386** (61% of victims receiving services)
- Disabilities: **118** (5%)
- Limited English proficiency: **4** (<1%)
- Immigrants/refugees/asylum seekers: **1** (<1%)

Relationship to offender⁴

- Domestic violence
 - Current or former spouse or intimate partner: **1,502** (80%)
 - Other family member: **195** (10%)
 - Dating: **135** (7%)
 - Acquaintance: **49** (3%)
 - Stranger: **2** (<1%)
- Sexual assault
 - Other family member: **57** (35%)
 - Current or former spouse or intimate partner: **52** (32%)
 - Dating: **27** (17%)
 - Stranger: **14** (9%)
 - Acquaintance: **13** (8%)
- Stalking
 - Current or former spouse or intimate partner: **33** (60%)
 - Dating: **12** (22%)
 - Acquaintance: **6** (11%)
 - Other family member: **3** (5%)
 - Stranger: **1** (2%)

¹. Percentages are based on victims receiving services for whom this information was known.

². Some victims may identify with more than one race/ethnicity, so the total number reported in race/ethnicity may be higher than the total number of victims served.

³. Because victims may be represented in more than one of these categories, or not at all, the total for this category may be higher or lower than the total number of victims served.

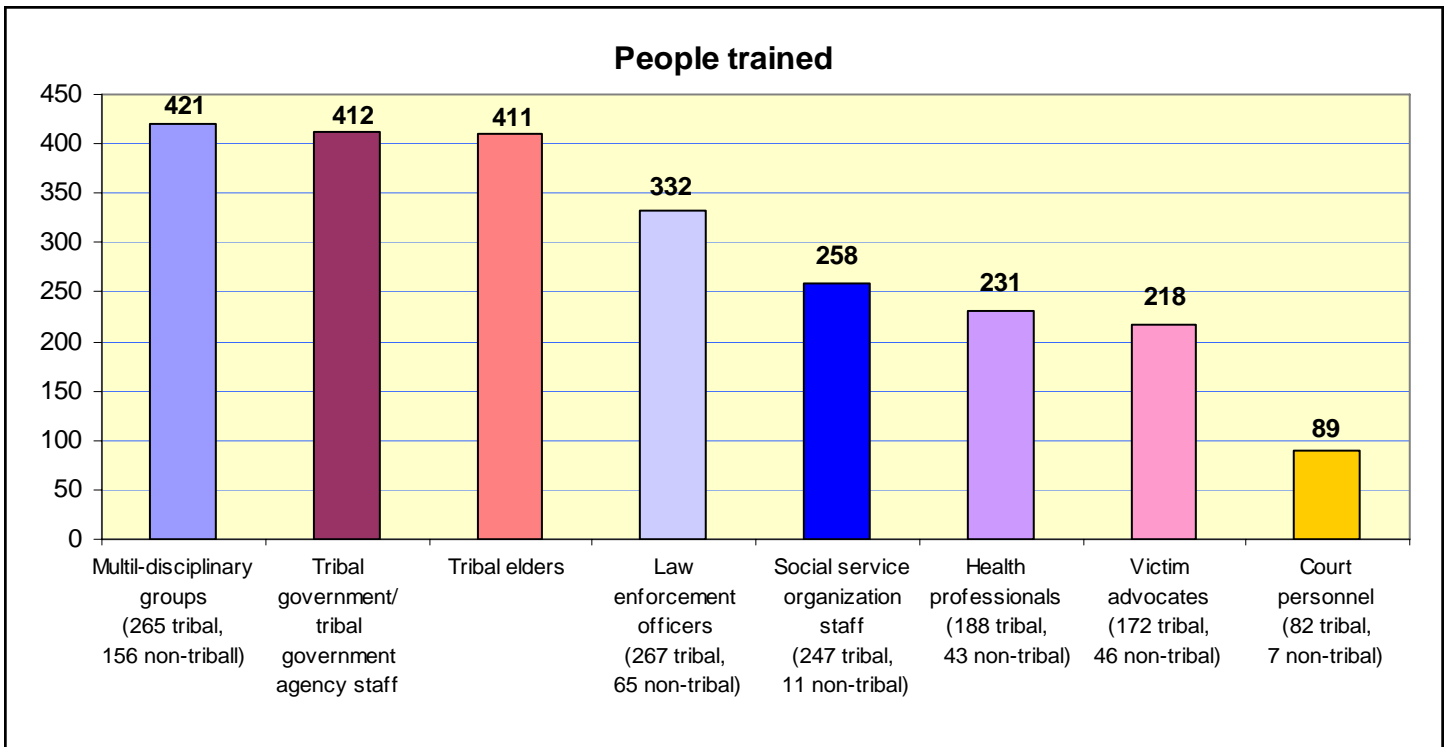
⁴. Victims may have been abused by more than one offender and/or may have experienced more than one type of victimization, so the total for each victimization category may be higher than the total number of victims served in each of those categories. Percentages are based on the total number of known relationships in each victimization category.

Training: STOP VAIW Program grantees train professionals to improve the response to victims of domestic violence, sexual assault, and stalking and to increase offender accountability.

Total number of grantees using funds for training: **42** (67% of all grantees)

Total number of people trained: **2,986** (tribal: **2,529**, non-tribal: **457**)

Number of training events: **144**



Topics on which professionals were most frequently trained

Training topic	Number of grantees training on this topic	Training topic	Number of grantees training on this topic
Domestic violence overview, dynamics, and services	33	Dating violence overview, dynamics, and services	24
Issues specific to victims/survivors who live in rural areas	30	Dynamics and history of violence against Native American women	24
Cultural issues specific to American Indians	28	Confidentiality	23
Advocacy for Native women	27	Safety planning for victims	23
Law enforcement response	26	Tribal strategies to address sexual assault or domestic violence	23

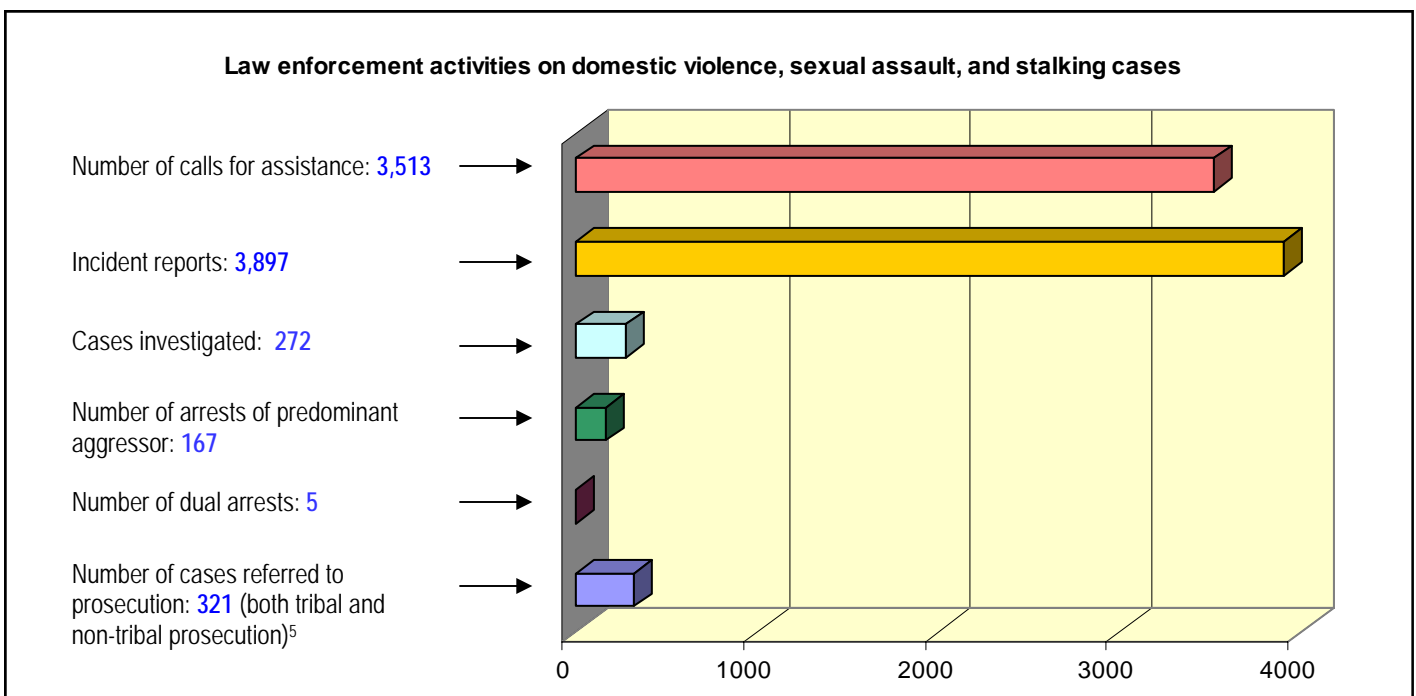
Staff: STOP VAIW Program staff provide training, victim services, tribal law enforcement activities, tribal prosecution, court services, supervision of offenders, and batterer intervention programs to increase victim safety and offender accountability.

Total number of grantees using funds for staff: **57** (90% of all grantees)

Total Number of full time equivalent staff funded	87
Victim advocates (29% of all staff funded)	25
Program coordinators (21%)	18
Administrators (9%)	8
Law enforcement officers (9%)	8
Support staff (7%)	6
Counselors (3%)	3
Legal advocates (3%)	3
Probation officers (3%)	3
Batterer intervention program staff (2%)	2

Law Enforcement

Number of grantees using funds for law enforcement: **10** (16% of all grantees)



⁵. There were 262 cases referred to tribal prosecutors; 41 to local or state law enforcement or prosecutors; and 18 to federal law enforcement or prosecutors.

Prosecution

NOTE: The percentage of charges resulting in convictions reported here is not a conviction rate (which is based on persons convicted), but reflects the percentage of charges—not offenders—disposed of by a conviction.

Number of grantees using funds for prosecution: **6** (10% of all grantees)

Prosecution of domestic violence, sexual assault, and stalking charges

Total number of charges filed	384 <ul style="list-style-type: none"> • 83% were domestic violence charges • 7% were sexual assault charges • 4% were violations of protection orders • 3% were stalking charges • 3% were violations of probation
Number of charges disposed of	241 <ul style="list-style-type: none"> • 63% of all new and pending charges were disposed of
Charges resulting in convictions and deferred adjudications	139 <p>58% of all charges disposed of resulted in convictions or deferred adjudications</p> <ul style="list-style-type: none"> • 57% of domestic violence charges resulted in a conviction or deferred adjudication: 114 charges out of 200 disposed of • 45% of sexual assault charges resulted in a conviction or deferred adjudication: 9 charges out of 20 disposed of • 0% of stalking charges resulted in a conviction or deferred adjudication: 0 charge out of 3 disposed of

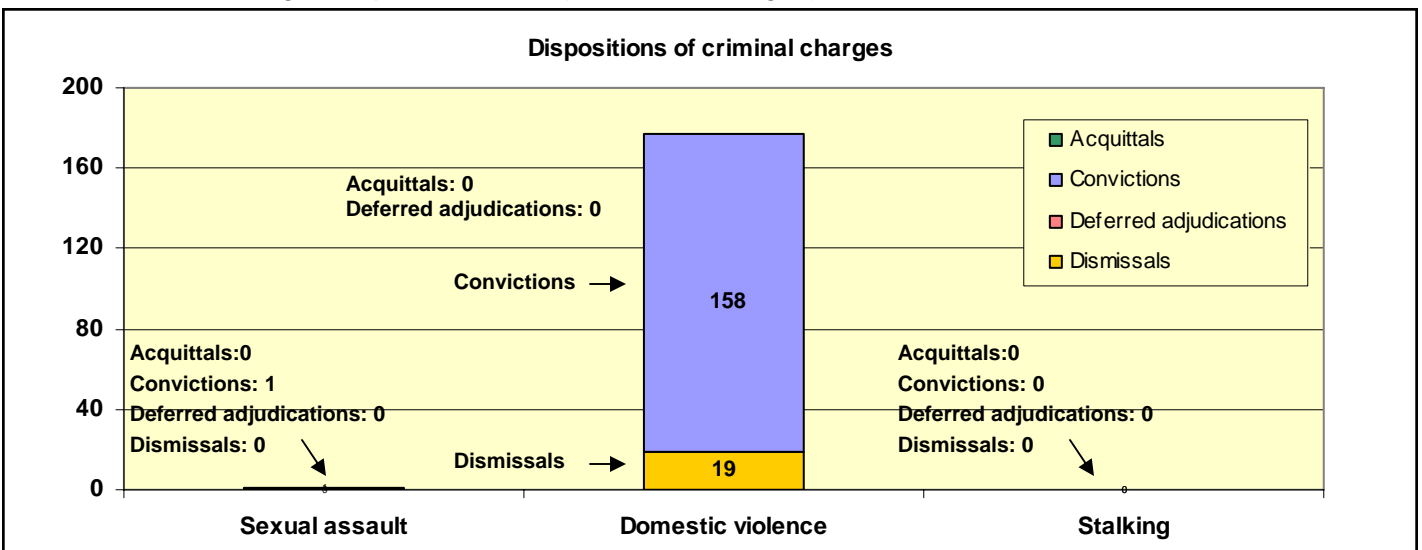
Courts

NOTE: The percentage of charges resulting in convictions reported here is not a conviction rate (which is based on persons convicted), but reflects the percentage of charges—not offenders—which were disposed of by a conviction.

Number of grantees using funds for courts: **1** (2% of all grantees)

Total number of charges: **281**

Total number of charges disposed of: **204** (73% of all charges)



Probation

Number of grantees using funds for probation: **3** (5% of all grantees)

Total number of cases	107
------------------------------	------------

Dispositions of violations of probation

Probation officers monitor offenders to review progress and compliance with court orders. The data reported below reflects the consequences imposed for violations that were disposed of during the current report period.

Violations of probation	Dispositions of violations
Protection orders (7)	71% (5) had partial or full revocation of probation 14% (1) had verbal/written warning 14% (1) received fine
New criminal behavior (14)	36% (5) had conditions added 36% (5) received fine 29% (4) had partial or full revocation of probation
Failure to attend mandated offender treatment program (58)	41% (24) had partial or full revocation of probation 22% (13) received verbal/written warning 19% (11) had no action taken 9% (5) had conditions added 9% (5) received fine
Other condition (11)	64% (7) had no action taken 36% (4) had partial or full revocation of probation

Offender monitoring

- ◆ **257** offenders received **464** face-to-face monitoring contacts
- ◆ **99** offenders received **185** telephone monitoring contacts
- ◆ **71** offenders received **92** unscheduled surveillance contacts

In addition to offender monitoring, probation officers also contact victims as an additional strategy to increase victim safety

- ◆ **16** victims received **25** contacts