

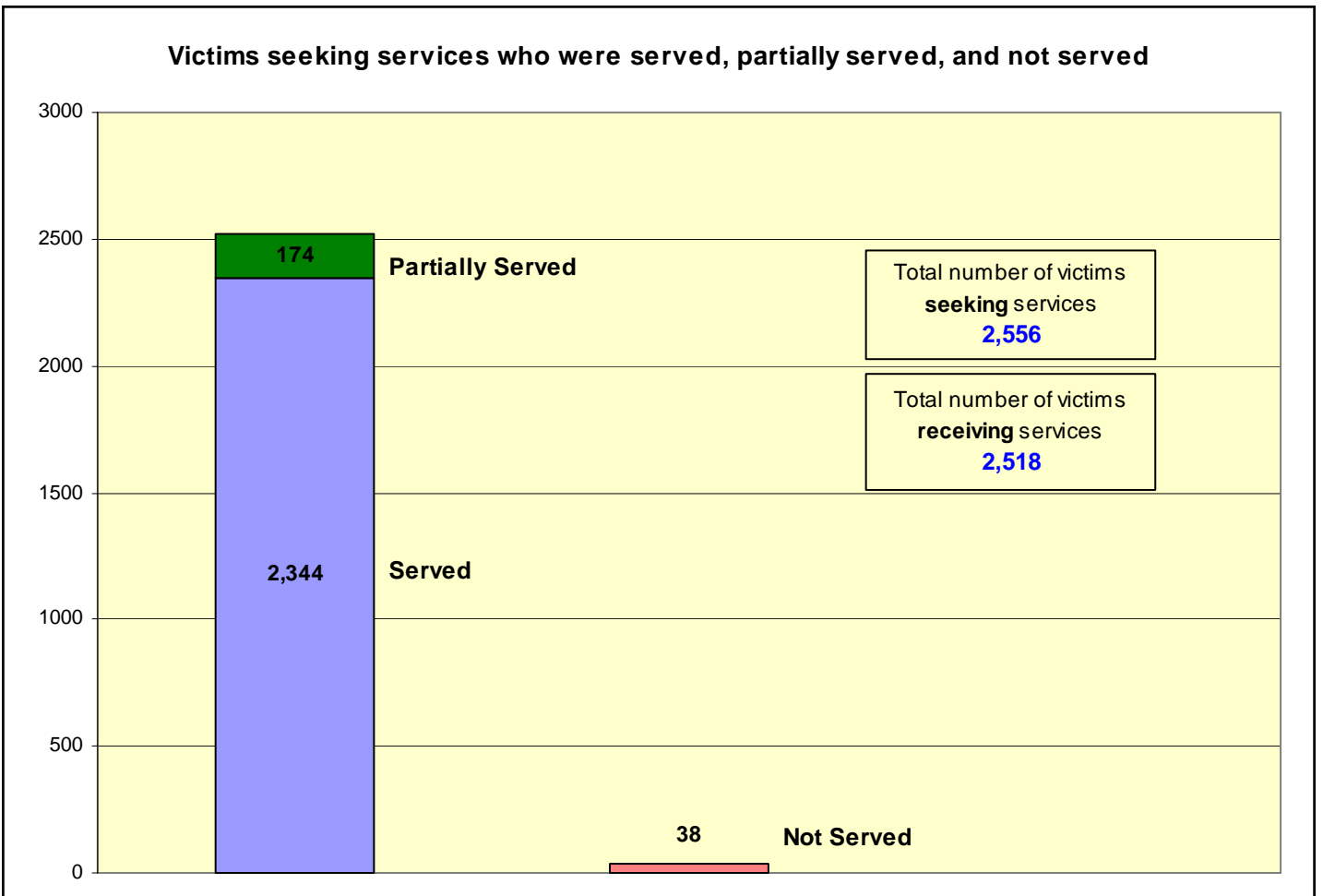
Office on Violence Against Women
 Discretionary Grants
STOP Violence Against Indian Women
 Discretionary Grant Program
 Report Period: January 1-June 30, 2004

The purpose of the STOP (Services, Training, Officers, and Prosecutors) Violence Against Indian Women Discretionary Grant Program (STOP VAIW Program) is to encourage tribal governments to develop and strengthen the tribal justice system's response to violence against Indian women, and to improve the services available to victims of domestic violence, sexual assault, and stalking in Indian country.

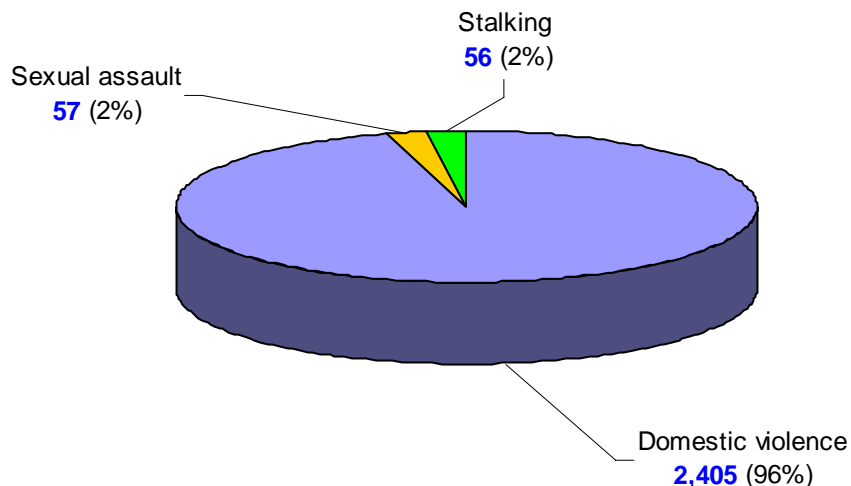
Total number of grantees reporting	28
------------------------------------	----

Victim Services: STOP VAIW Program grantees provided services to nearly 2,600 victims of domestic violence, sexual assault and stalking to help them become and remain safe from violence.

Total number of grantees using funds for victim services: **22** (79% of all grantees)



Victims who were served or partially served by type of victimization



Victim services and demographics: STOP VAIW Program grantees provided an array of services to victims of sexual assault, domestic violence, and stalking. These services included victim advocacy (actions designed to help the victim/survivor obtain needed resources or services), crisis intervention, and legal advocacy (assistance navigating the criminal and/or civil legal system). Victims receive safety planning, referrals, and information as needed.

Number of victims receiving the following services:

- Hotline calls: **1,812** (72% of those receiving services)
- Victim advocacy: **1,678** (67%)
- Crisis intervention: **1,137** (45%)
- Transportation: **1,083** (43%)
- Support group: **637** (25%)
- Criminal justice advocacy: **620** (25%)
- Civil legal advocacy: **558** (22%)
- Witness notification: **463** (18%)
- Civil legal assistance: **110** (4%)
- Hospital response: **85** (3%)

Demographic data:

Gender¹

- ♦ Female: **2,431** (97%)
- ♦ Male: **68** (3%)

Race/Ethnicity^{1, 2}

- ♦ American Indian/Alaska Native: **1,795** (95%)
- ♦ White: **90** (5%)

Other Demographics

- ♦ Rural: **1,332** (53% of victims receiving services)
- ♦ Disabilities: **48** (2%)

Relationship to Offender^{1, 2}

- ♦ Current or former spouse/intimate partner: **1,141** (77%)
- ♦ Other family member: **319** (21%)
- ♦ Acquaintance: **149** (10%)
- ♦ Dating relationship: **142** (10%)
- ♦ Stranger: **8** (0.5%)

¹. Percentages are based on victims receiving services for whom this information was known.

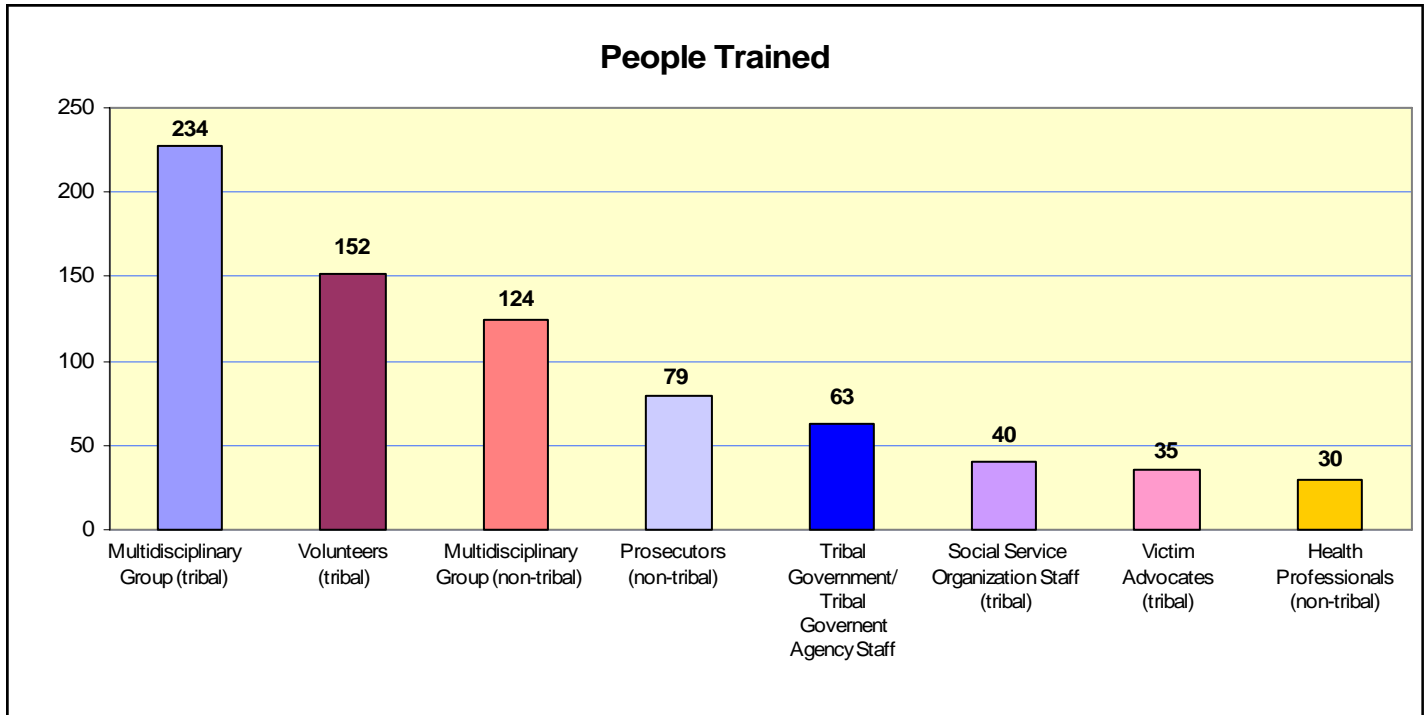
². Because victims may identify as more than one race/ethnicity and may have been abused by more than one offender, data reported may exceed the total number of victims served.

Training: STOP VAIW Program grantees train professionals to improve the response to victims of domestic violence, sexual assault, and stalking and to increase offender accountability.

Total number of grantees using funds for training: **18** (64% of all grantees)

Total number of people trained: **1,015** (tribal: **713**, non-tribal: **302**)

Number of training events: **49**



Topics on which professionals were most frequently trained

Training Topic	Number of grantees training on this topic	Training Topic	Number of grantees training on this topic
Advocacy for Native Women	16	Cultural issues/specific to American Indians	11
Domestic violence overview, dynamics and services	15	Domestic violence statutes and codes	10
Issues specific to victims living in rural areas	13	Protection orders	10
Confidentiality	12	Safety planning for victims	10

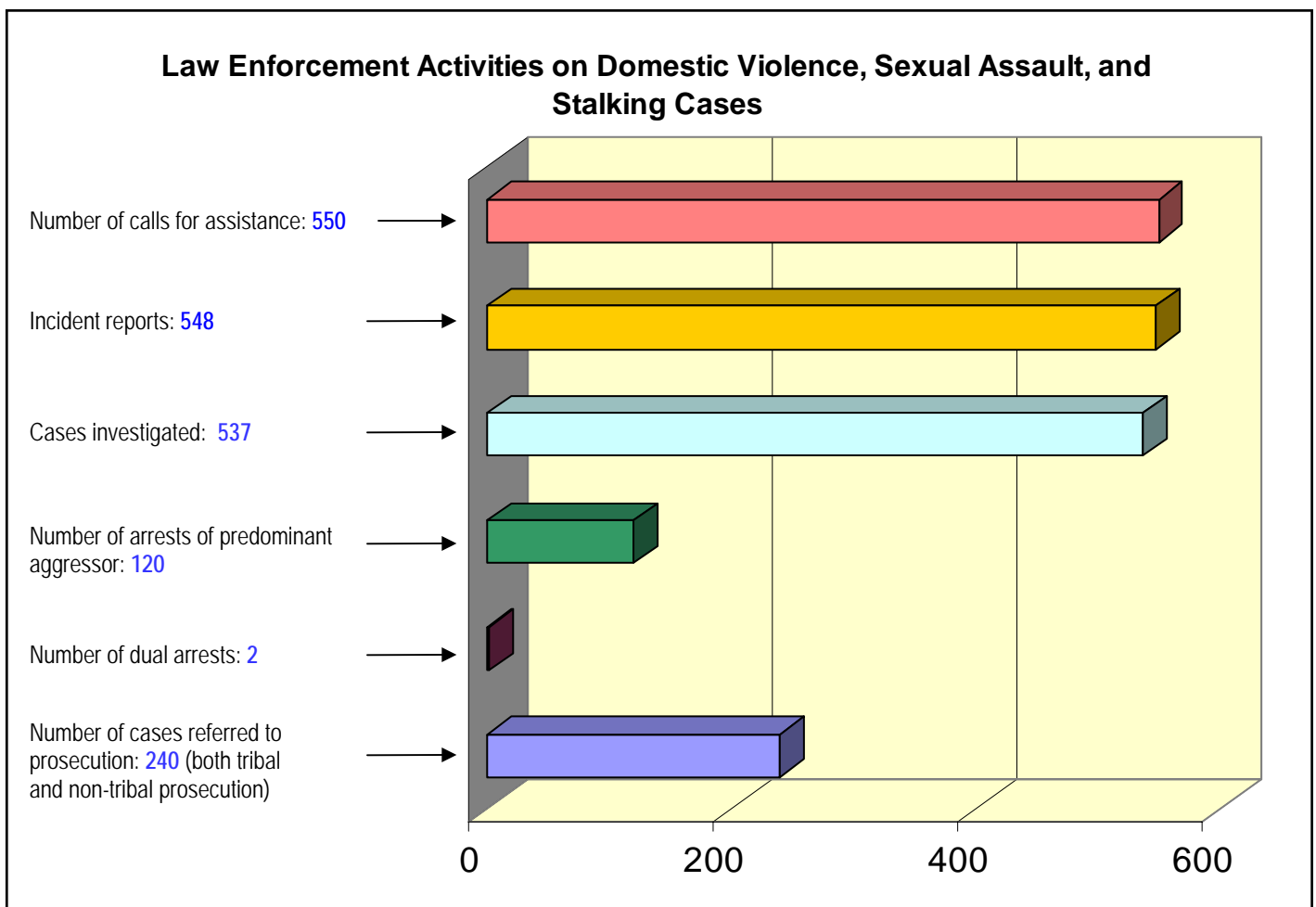
Staff: STOP VAIW Program staff provide training, victim services, tribal law enforcement activities, tribal prosecution, court services, supervision of offenders, and batterer intervention programs to increase victim safety and offender accountability.

Total number of grantees using funds for staff: **26** (93% of all grantees)

Total Number of full time equivalent staff funded	50
Victim Advocates (34% of all staff funded)	17
Program Coordinators (14%)	7
Administrators (12%)	6
Support Staff (12%)	6
Outreach Workers (8%)	4
Civil Attorneys (6%)	3

Law Enforcement

Number of grantees using funds for law enforcement: **5** (18% of all grantees)



Prosecution

NOTE: The percentage of charges resulting in convictions reported here is not a conviction rate (which is based on persons convicted), but reflects the percentage of charges—not offenders—disposed of by a conviction.

Number of grantees using funds for prosecution: **6** (21% of all grantees)

Prosecution of Domestic Violence, Sexual Assault, and Stalking Charges

Total number of charges filed	371 <ul style="list-style-type: none"> 78% were domestic violence charges 18% were violation of court orders 4% were stalking charges 0.3% were sexual assault charges
Number of charges disposed of	241 <ul style="list-style-type: none"> 65% of all new and pending charges were disposed of
Charges resulting in convictions and deferred adjudications	191 79% of all charges disposed of resulted in convictions or deferred adjudications <ul style="list-style-type: none"> 78% of domestic violence charges resulted in a conviction or deferred adjudication: 147 charges out of 188 disposed of 93% of stalking charges resulted in a conviction or deferred adjudication: 14 charges out of 15 disposed of

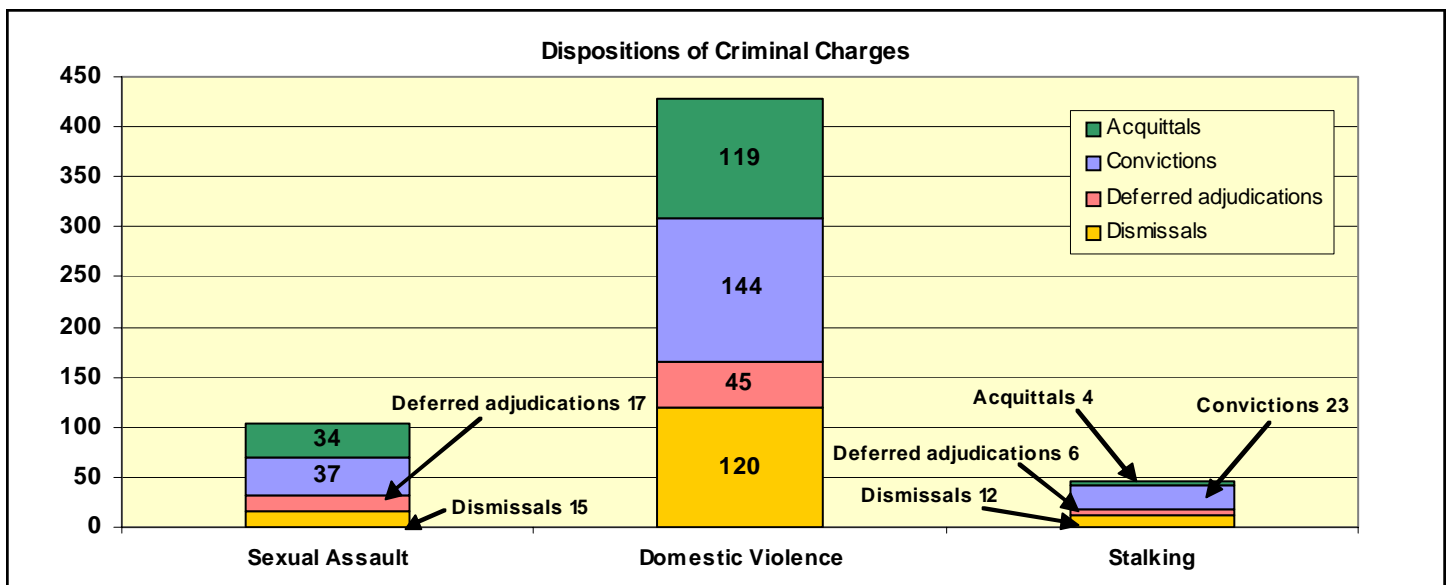
Courts

NOTE: The percentage of charges resulting in convictions reported here is not a conviction rate (which is based on persons convicted), but reflects the percentage of charges—not offenders—which were disposed of by a conviction.

Number of grantees using funds for courts: **6** (21% of all grantees)

Total number of charges: **1,103**

Total number of charges disposed of: **640** (58% of all charges)



Probation

Number of grantees using funds for probation: **1** (4% of all grantees)

Total number of cases	44
------------------------------	-----------

Dispositions of Violations of Probation

Probation officers monitor offenders to review progress and compliance with court orders. The data reported below reflects the consequences imposed for violations that were disposed of during the current report period.

Violations of probation	Dispositions of violations
Protection Orders (7)	57% (4) received verbal/written warning 43% (3) had conditions added
New Criminal Behavior (41)	44% (18) received verbal/written warning 30% (12) received a fine 15% (6) had partial or full revocation of probation
Failure to attend mandated offender treatment program (0)	
Other condition (55)	40% (22) received verbal/written warning 29% (16) received a fine 20% (11) had partial or full revocation of probation

Offender Monitoring

- ✦ **44** Offenders received **44** face-to-face monitoring contacts
- ✦ **15** Offenders received **15** telephone monitoring contacts
- ✦ **0** Offenders received **0** unscheduled surveillance contacts

In addition to offender monitoring, probation officers also contact victims as an additional strategy to increase victim safety

- ✦ **59** Victims received **59** contacts