

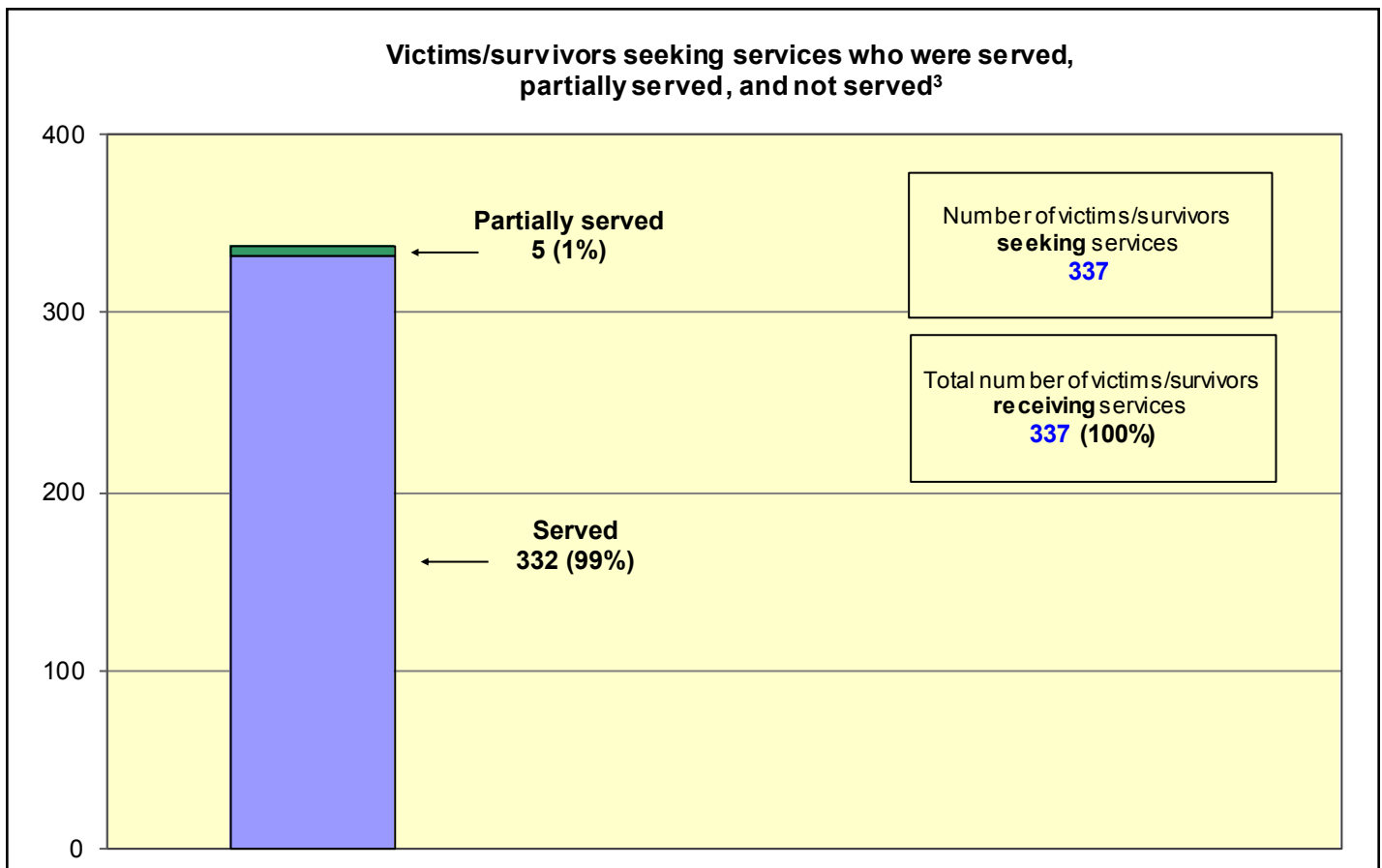


The Underserved Program is authorized to develop and implement outreach strategies targeted at, and provide victim services to, adult and youth victims of domestic violence, dating violence, sexual assault, or stalking in underserved populations. Grant funds are used to provide enhanced services to underserved populations; build the capacity of both mainstream organizations and organizations serving underserved populations to provide culturally appropriate and inclusive services; and to increase training and outreach activities targeted at organizations providing services to underserved populations.

Number of grantees reporting	17
------------------------------	----

Victim Services: Underserved Program grantees provided services to **337** victims/survivors of sexual assault, domestic violence, dating violence, and stalking to help them become and remain safe from violence.

Number of grantees using funds for victim services: **7** (41% of all grantees reporting)



¹ This report contains selected data submitted by Underserved Program grantees on a semi-annual progress report.

² Throughout this document, the sum of percentages may not equal 100 due to rounding.

³ Percentages are based on victims/survivors seeking services.

Victim services and demographics: Underserved Program grantees provide an array of services to victims/survivors of sexual assault, domestic violence, dating violence, and stalking. These services include victim advocacy (actions designed to help the victim/survivor obtain needed resources or services), crisis intervention, and legal advocacy (assistance navigating the criminal and/or civil legal system). Victims/survivors receive safety planning, referrals, and information as needed.

Victims/survivors served or partially served by type of victimization:

- Domestic violence/dating violence: **228** (85% of those receiving services)
- Sexual assault: **46** (14%)
- Stalking: **3** (1%)

Number of victims/survivors receiving the following services:

Victim/survivor advocacy: **275** (82% of those receiving services)
 Counseling services/support group: **158** (47%)
 Civil legal advocacy/court accompaniment: **129** (38%)
 Crisis intervention: **88** (26%)
 Transportation: **79** (23%)
 Language services: **76** (23%)
 Material assistance: **52** (15%)
 Criminal justice advocacy/court accompaniment: **39** (12%)
 Employment counseling: **13** (4%)
 Financial counseling: **6** (2%)
 Hospital/clinic/other medical response: **5** (1%)

Number of victims/survivors receiving assistance with immigration matters:

Other immigration matters:⁴ **6** (2%)

Number of hotline calls and requests for information and referral received from victims/survivors:

Hotline calls: **343**
 Web-based requests: **272**
 Walk-in requests: **84**

Number of outreach activities to victims/survivors: 31

Demographic data:

Gender⁵

- Female: **308** (92%)
- Male: **28** (8%)

Race/ethnicity^{5,6}

- White: **163** (50% of those receiving services)
- Black or African American: **56** (17%)
- Asian: **54** (17%)
- Hispanic or Latino: **45** (14%)
- Native Hawaiian or Other Pacific Islander: **5** (2%)
- American Indian or Alaska Native: **4** (1%)

Other demographics⁷

- Immigrants/refugees/asylum seekers: **116** (34%)
- D/deaf or hard of hearing: **113** (34%)
- Limited English proficiency: **102** (30%)
- Disabilities: **31** (9%)
- Live in rural areas: **2** (1%)

Relationship to offender⁸

- Domestic violence/dating violence
 - Current or former spouse or intimate partner: **281** (97%)
 - Acquaintance: **3** (1%)
 - Dating relationship: **7** (2%)
- Sexual assault
 - Acquaintance: **18** (40%)
 - Other family member: **11** (24%)
 - Current or former spouse or intimate partner: **9** (20%)
 - Current or former dating relationship: **4** (9%)
 - Stranger: **3** (7%)
- Stalking
 - Current or former spouse or intimate partner: **5** (100%)

⁴ Asylum.

⁵ Percentages are based on victims/survivors receiving services for whom this information was known.

⁶ Some victims/survivors may identify with more than one race/ethnicity, so the total number reported in race/ethnicity may be higher than the total number of victims/survivors served.

⁷ Because victims/survivors may be represented in more than one of these categories, or not at all, the total for this category may be higher or lower than the total number of victims/survivors served.

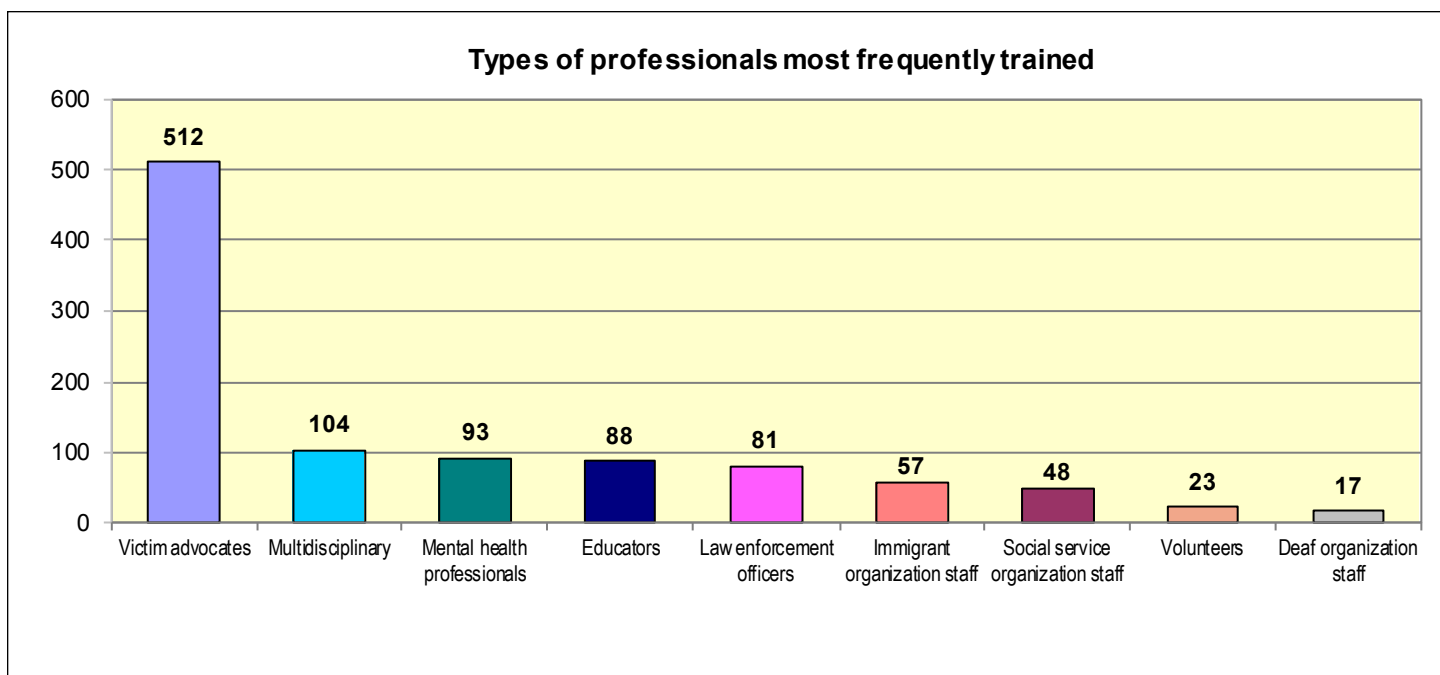
⁸ Victims/survivors may have been abused by more than one offender and/or may have experienced more than one type of victimization, so the total for each victimization category (when unknowns are included) may be higher than the total number of victims/survivors served in each of those categories. Percentages presented here are based on the total number of known relationships in each victimization category.

Training: Underserved Program grantees train professionals on domestic violence, dating violence, sexual assault, or stalking in underserved populations.

Number of grantees using funds for training: **8** (47% of all grantees reporting)

Total number of people trained: **1,113**

Number of training events: **61**



Topics on which grantees most frequently provided training

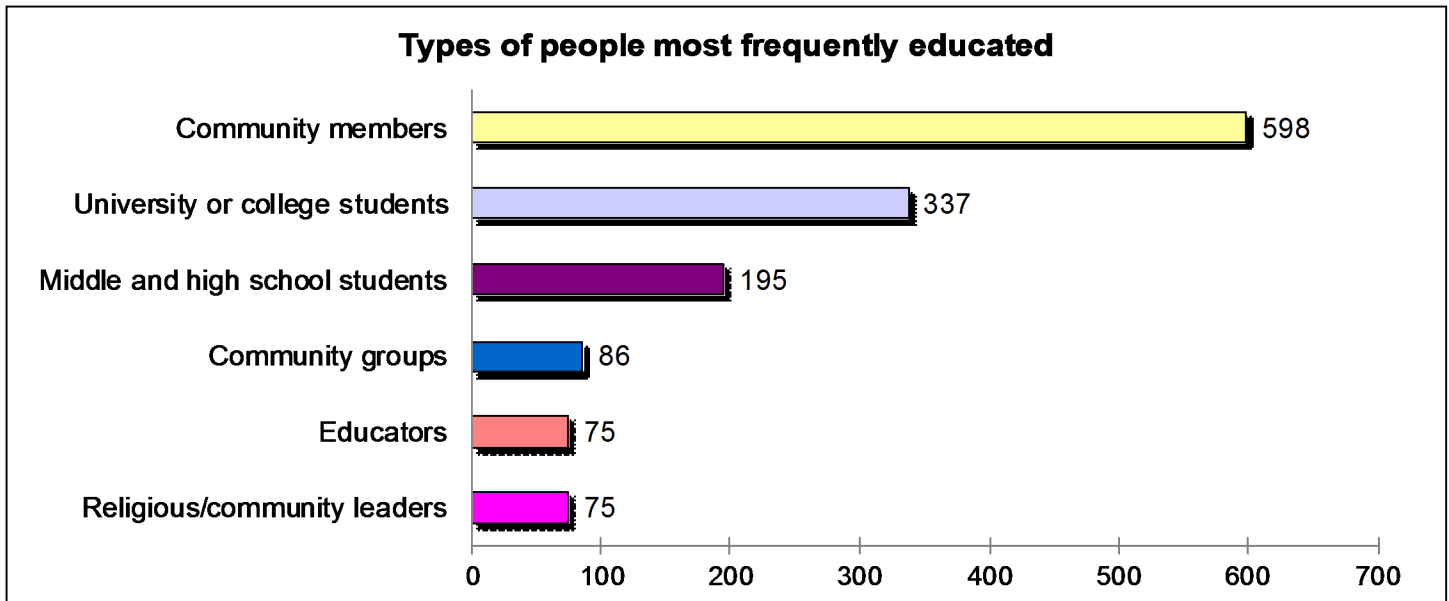
Training topic	Number of grantees training on this topic	Training topic	Number of grantees training on this topic
Cultural issues (sexual assault, domestic violence, dating violence, and stalking)	8	Advocate response	6
Domestic violence overview, dynamics, and services	8	Cultural issues (justice system)	6
Safety planning for victims/survivors	8	Community engagement	5
Barriers in accessing support services	7	Coordinated community response	5
Dating violence overview, dynamics, and services	7	Sexual assault overview, dynamics, and services	5

Community Education: Underserved Program staff provide general information to the community to increase awareness of sexual assault, domestic violence, dating violence, and stalking.

Number of grantees using funds for community education: **6** (35% of all grantees reporting)

Total number of people educated: **1,586**

Number of education events: **52**



Topics on which grantees most frequently provided education

Education topic	Number of grantees educating on this topic	Education topic	Number of grantees educating on this topic
Barriers in accessing support services	6	Culturally and linguistically specific prevention programs	5
Cultural issues (sexual assault, domestic violence, dating violence, and stalking)	6	Dating violence overview, dynamics, and services	5
Domestic violence overview, dynamics, and services	6	Safety planning for victims/survivors	5
Sexual assault overview, dynamics, and services	6	Sexual violence prevention	5

Staff: Underserved Program staff provide victim services, training, outreach, and community education to increase victim safety and offender accountability.

Number of grantees using funds for staff: **10** (59% of all grantees reporting)

Total number of full time equivalent staff funded⁹	15
Program coordinator (27% of all staff funded)	4
Victim advocate (27%)	4
Outreach worker (13%)	2
Trainer/educator (13%)	2
Administrator (7%)	1
Counselor (7%)	1
Support staff (7%)	1

⁹ Categories are rounded to the nearest whole number and only categories with at least one FTE after rounding are included.