

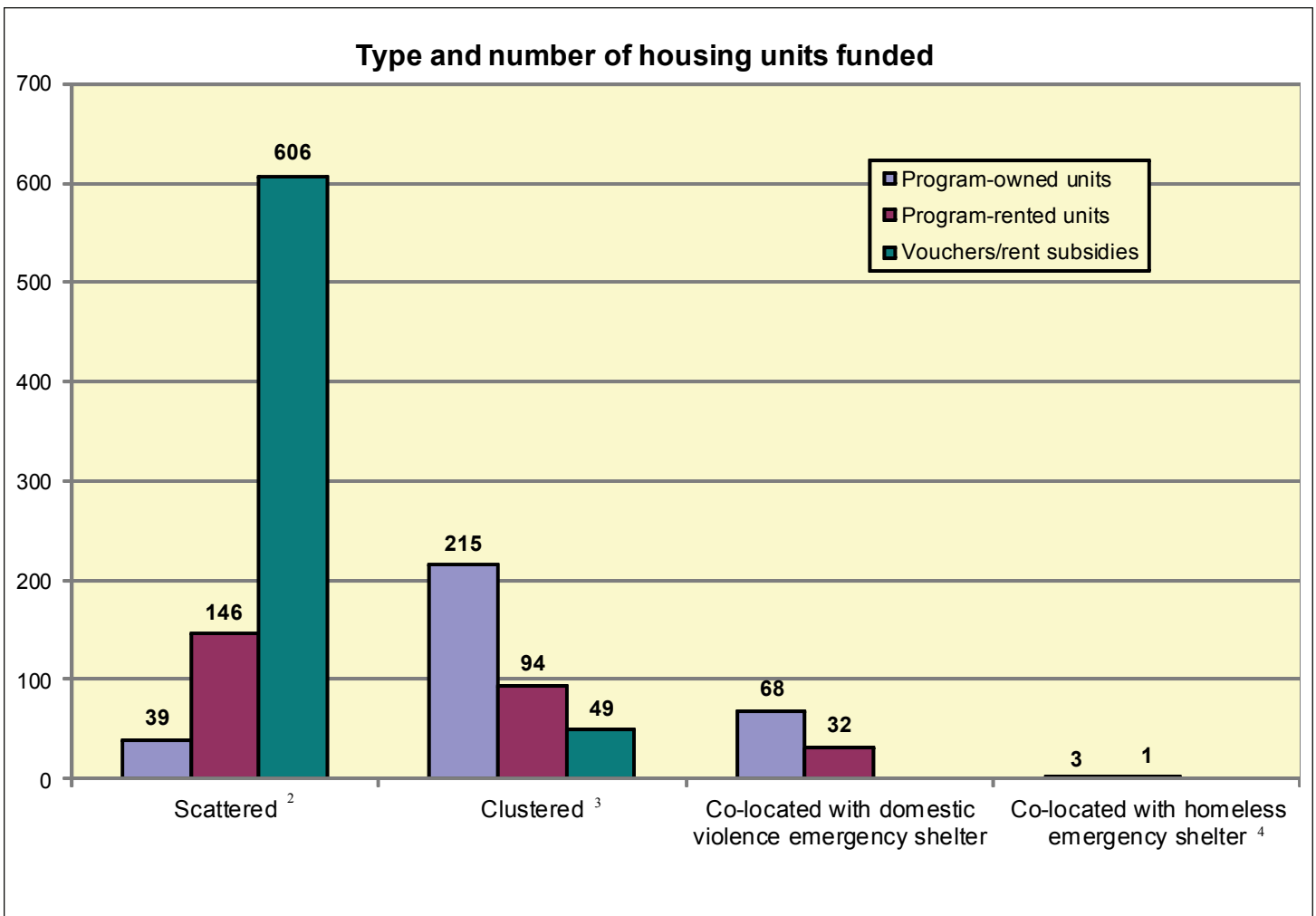


The purpose of the Transitional Housing Program is to support programs that provide assistance to individuals who are homeless or in need of transitional housing or other housing assistance as a result of fleeing a situation of sexual assault, domestic violence, dating violence, and stalking, and for whom emergency shelter services or other crisis intervention services are unavailable or insufficient.

Number of grantees reporting	227
------------------------------	------------

Program Description: Transitional Housing Program grantees provide housing units, which include program-owned units, program-rented units, and units paid for with voucher or rental assistance.

Number of grantees using funds to support housing units: **168** (74% of all grantees reporting)



¹ This report contains selected data submitted by Transitional Housing Program grantees on a semi-annual progress report.

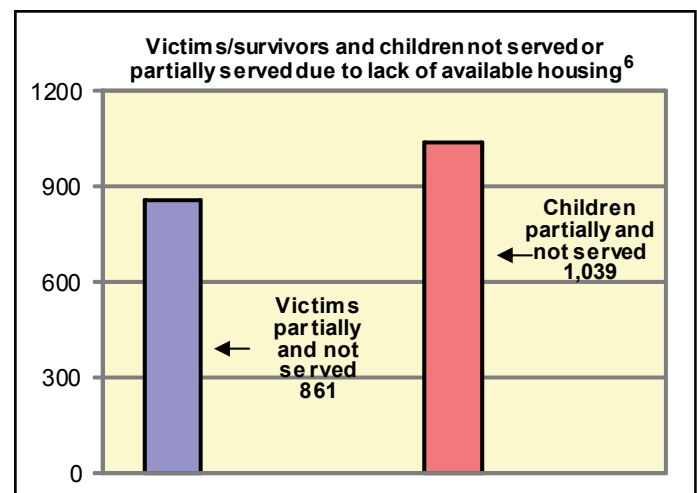
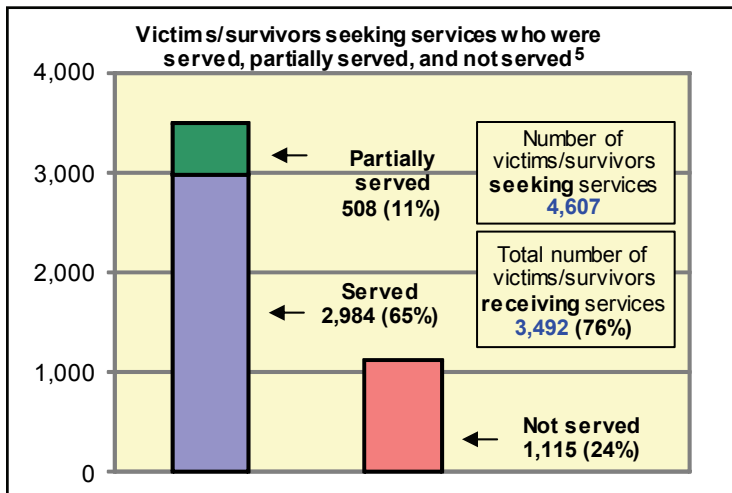
² Individual housing units located throughout the community or service area.

³ Multiple housing units located in one building or in a complex.

⁴ Three grantees had program-owned units and one grantee had program-rented units co-located with homeless emergency shelters.

Victim Services: Transitional Housing Program grantees provided services to nearly **3,500** victims/survivors of sexual assault, domestic violence, dating violence, and stalking and over **4,000** children and **80** other dependents to help them become and remain safe from violence.

Number of grantees using funds for victim services: **203** (89% of all grantees reporting)



Victim Services and Demographics: Transitional Housing Program grantees provided an array of support services designed to enable victims/survivors, who are fleeing sexual assault, domestic violence, dating violence, or stalking, to locate and secure permanent housing and integrate into a community by providing those individuals with services such as: transportation, counseling, child care services, case management, employment counseling, and other assistance. Victims/survivors receive safety planning, referrals, and information as needed.

Number of victims/survivors receiving the following support services:

- Case management: **3,021** (87% of those receiving services)
- Counseling/support group: **2,043** (59%)
- Housing advocacy: **1,977** (57%)
- Other advocacy: **1,788** (51%)
- Material assistance: **1,625** (47%)
- Crisis intervention: **1,618** (46%)
- Financial counseling: **1,456** (42%)
- Transportation: **1,084** (31%)
- Employment counseling: **1,046** (30%)
- Education: **471** (13%)
- Civil legal advocacy/court accompaniment: **446** (13%)
- Job training: **329** (9%)
- Civil legal assistance: **241** (7%)
- Translation and interpretation: **233** (7%)
- Criminal justice advocacy/court accompaniment: **195** (6%)
- Leadership development opportunities: **184** (5%)

Transitional housing nights of shelter:

969 victims/survivors received a total of **108,457** bed nights

Number of victims/survivors receiving housing assistance:

- Rental subsidy/voucher: **800**
- Utilities: **513**
- Rental unit fees: **357**

Demographic data:

Gender⁷

- ♦ Female: **3,442** (99% of those receiving services)
- ♦ Male: **47** (1%)

Race/ethnicity^{7,8}

- ♦ White: **1,749** (51%)
- ♦ Black or African American: **797** (23%)
- ♦ Hispanic or Latino: **548** (16%)
- ♦ American Indian or Alaska Native: **242** (7%)
- ♦ Asian: **141** (4%)
- ♦ Native Hawaiian or Other Pacific Islander: **58** (2%)

Other demographics⁹

- ♦ Rural: **1,042** (30%)
- ♦ Disabilities: **622** (18%)
- ♦ Limited English proficiency: **458** (13%)
- ♦ Immigrants/refugees/asylum seekers: **422** (12%)

Relationship to offender¹⁰

- ♦ Current or former spouse or intimate partner: **2,999** (85%)
- ♦ Dating relationship: **292** (8%)
- ♦ Other family member: **195** (6%)
- ♦ Acquaintance: **35** (1%)
- ♦ Stranger: **16** (<1%)

⁵ Percentages are based on victims/survivors seeking services.

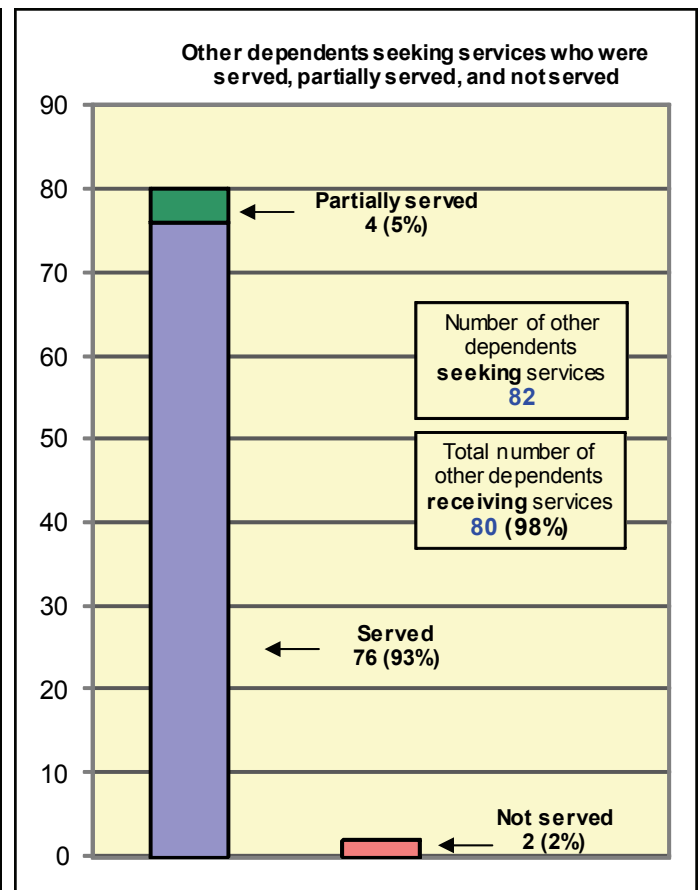
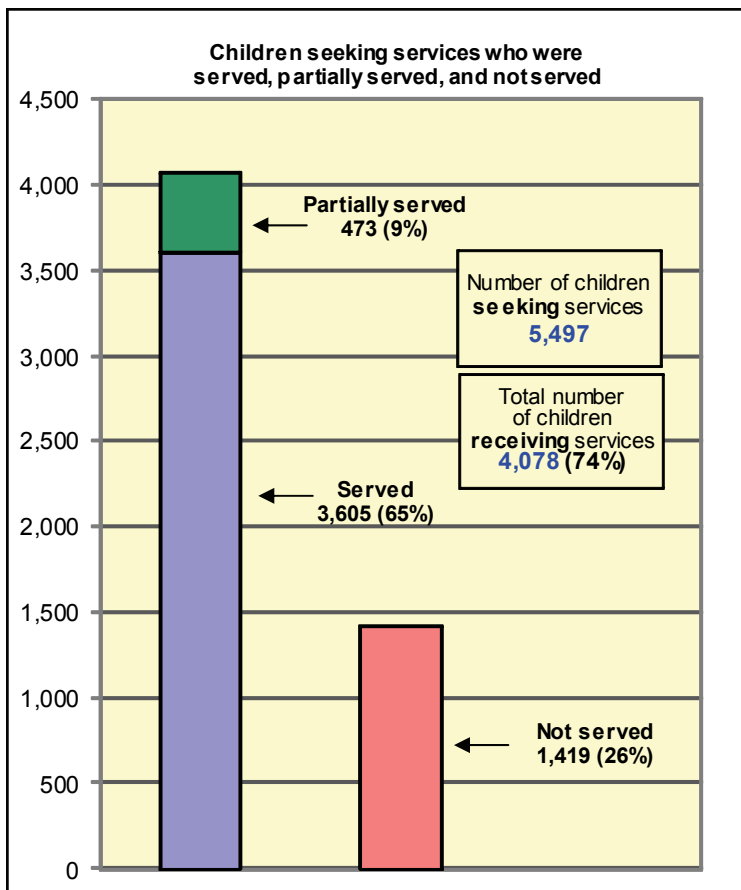
⁶ No other dependents were reported as partially served or not served due to lack of available housing during the current reporting period.

⁷ Percentages are based on victims/survivors receiving services for whom this information was known.

⁸ Some victims/survivors may identify with more than one race/ethnicity, so the total number reported in race/ethnicity may be higher than the total number of victims/survivors served.

⁹ Because victims/survivors may be represented in more than one of these categories, or not at all, the total for this category may be higher or lower than the total number of victims/survivors served.

¹⁰ Victims/survivors may have been abused by more than one offender, so the total (when unknowns are included) may be higher than the total number of victims/survivors reported as served. Percentages presented here are based on the total number of known relationships.



Number of children receiving the following support services:

- Case management: **1,823** (45% of those receiving services)
- Material assistance: **1,347** (33%)
- Children's activities: **1,335** (33%)
- Other advocacy: **932** (23%)
- Child care: **764** (19%)
- Crisis intervention: **758** (19%)
- Counseling/support group: **731** (18%)
- Transportation: **700** (17%)
- Education: **338** (8%)
- Translation and interpretation: **111** (3%)
- Leadership development opportunities: **35** (1%)

Transitional housing nights of shelter:

1,426 children received a total of **169,379** bed nights

Demographic data:

Gender¹¹

- ♦ Female: **2,044** (50%)
- ♦ Male: **2,019** (50%)

Other demographics¹²

- ♦ Rural: **946** (23% of those receiving services)
- ♦ Limited English proficiency: **254** (6%)
- ♦ Disabilities: **176** (4%)
- ♦ Immigrants/refugees/asylum seekers: **155** (4%)

Number of other dependents receiving the following support services:

- Case management: **58** (73% of those receiving services)
- Material assistance: **28** (35%)
- Other advocacy: **26** (33%)
- Crisis intervention: **22** (28%)
- Counseling/support group: **20** (25%)
- Transportation: **19** (24%)
- Leadership development opportunities: **2** (3%)
- Translation and interpretation: **1** (1%)

Transitional housing nights of shelter:

20 other dependents received a total of **2,610** bed nights

Demographic data:

Gender¹¹

- ♦ Female: **38** (49%)
- ♦ Male: **40** (51%)

Other demographics¹²

- ♦ Rural: **24** (30% of those receiving services)
- ♦ Disabilities: **14** (18%)
- ♦ Immigrants/refugees/asylum seekers: **5** (6%)
- ♦ Limited English proficiency: **3** (4%)

¹¹ Percentages are based on children/other dependents receiving services for whom this information was known.

¹² Because children/other dependents may be represented in more than one of these categories, or not at all, the total for this category may be higher or lower than the total number of children/other dependents served.

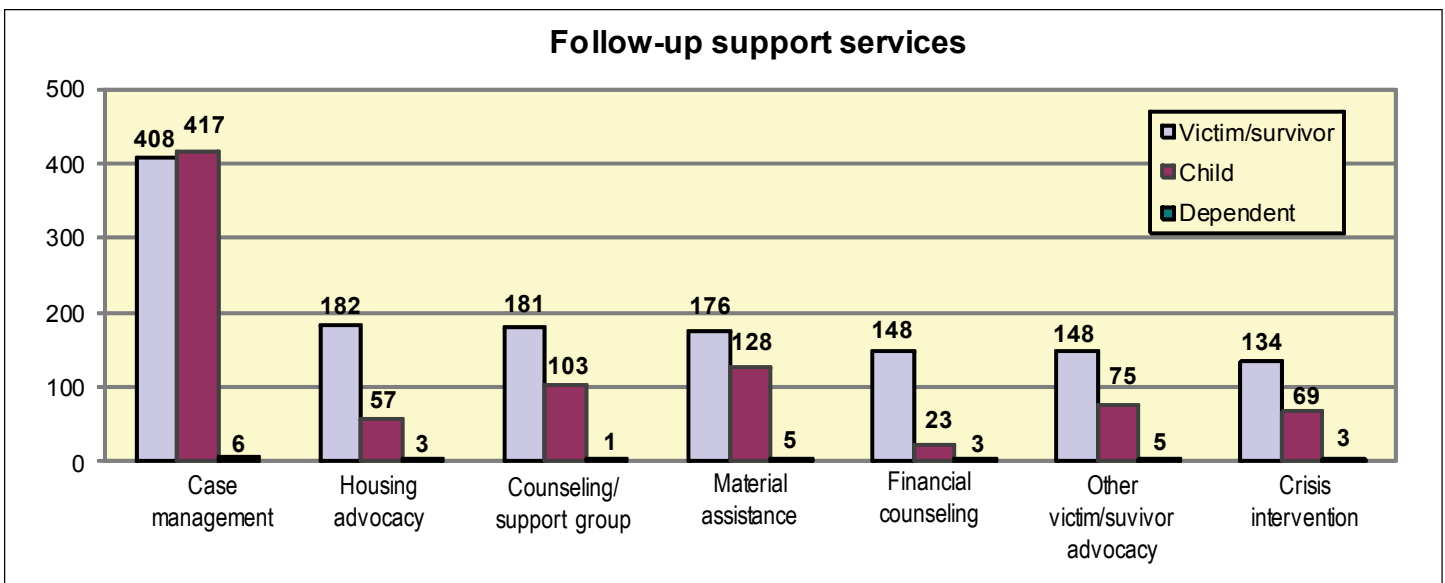
Transitional housing and destination upon exit¹³

Destination upon exit	Number of victims/survivors
Permanent housing of choice	392
Temporary housing with family or friends	62
Transitional housing (other than grant-funded program)	13
Domestic violence emergency shelter	11
Health care facility/substance abuse treatment program	11
Homeless emergency shelter	8
Hotel or motel	5
Incarceration/jail	5

Victim/survivor perception of risk of violence upon exit

Perception about the risk of future violence	Number of victims/survivors
Lower risk of violence	397
Equal risk of violence	27
Does not know	22
Greater risk of violence	7

Follow-up Services: Number of grantees using funds for follow-up services: **159** (78% of grantees using funds for victim services)



¹³ Does not include the 28 victims/survivors for whom the destination upon exit was reported as unknown/other. Total number of victims/survivors who exited from their transitional housing program was 535.

Staff: Transitional Housing Program staff provide victim services, including advocacy, counseling, financial assistance, material assistance, transportation, and child care services to increase victim and child safety.

Number of grantees using funds for staff: **218** (96% of all grantees reporting)

Total number of full time equivalent staff funded¹⁴	198
Case manager (44% of all staff funded)	87
Program coordinator (15%)	30
Housing advocate (10%)	19
Administrator (7%)	14
Transitional services advocate (7%)	13
Victim advocate (6%)	11
Support staff (4%)	7
Counselor (3%)	6
Child advocate/counselor (2%)	3
Child care worker (1%)	2
Facilities/operations staff (1%)	2
Attorney (1%)	1
Driver/transportation provider (1%)	1
Legal advocate (1%)	1

¹⁴ Categories are rounded to the nearest whole number and only categories with at least one FTE after rounding are included.