

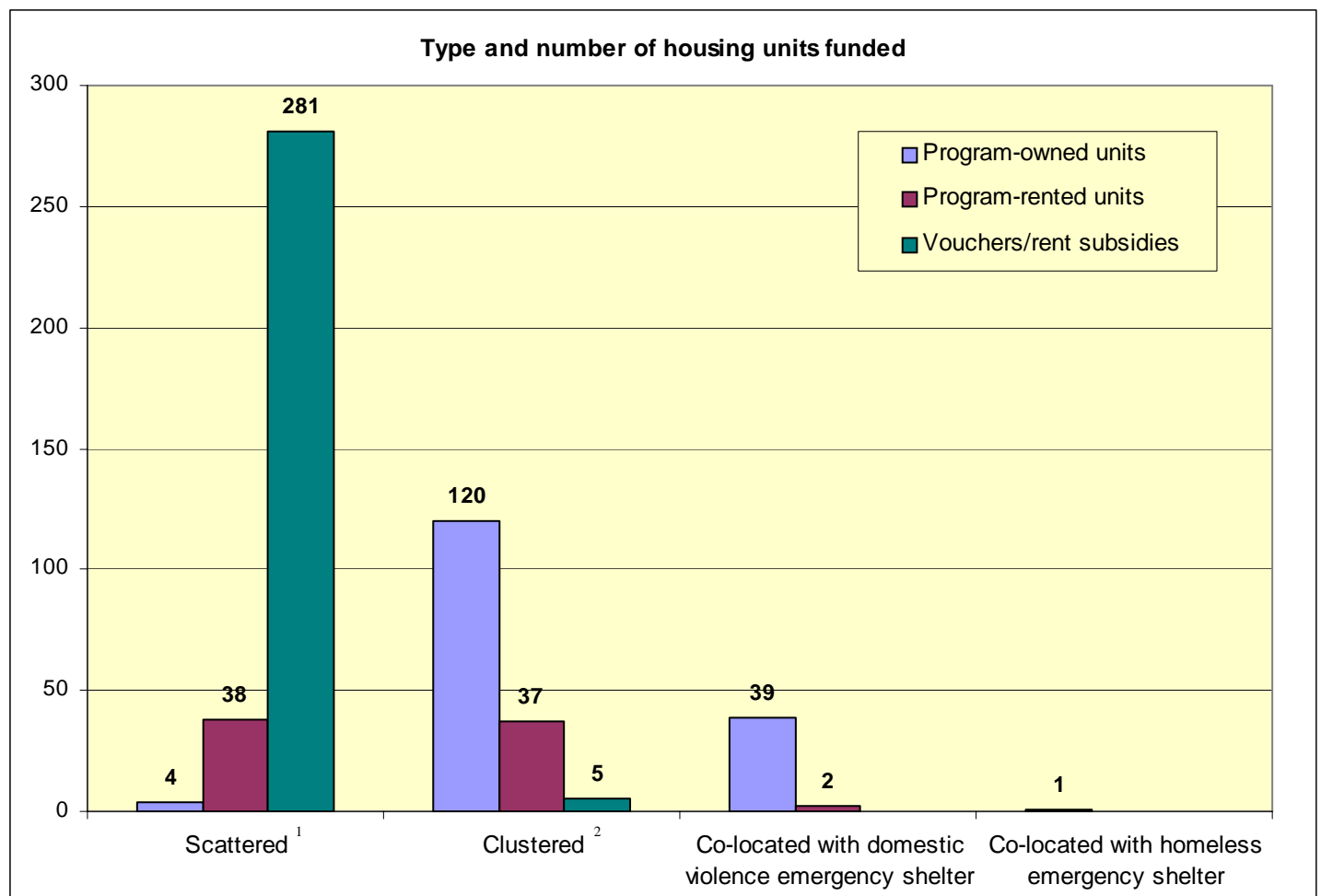
**Office on Violence Against Women
Discretionary Grants
Transitional Housing Assistance Grant Program
Report Period: July 1– December 31, 2006**

The purpose of the Transitional Housing Assistance Grant Program is to support programs that provide assistance to individuals who are homeless or in need of transitional housing or other housing assistance as a result of fleeing a situation of domestic violence, dating violence, sexual assault, or stalking, and for whom emergency shelter services or other crisis intervention services are unavailable or insufficient.

| | |
|------------------------------------|-----|
| Total number of grantees reporting | 143 |
|------------------------------------|-----|

Program Description: Transitional Housing Program grantees provide housing units, which include program-owned units, program-rented units, and units paid for with voucher or rental assistance.

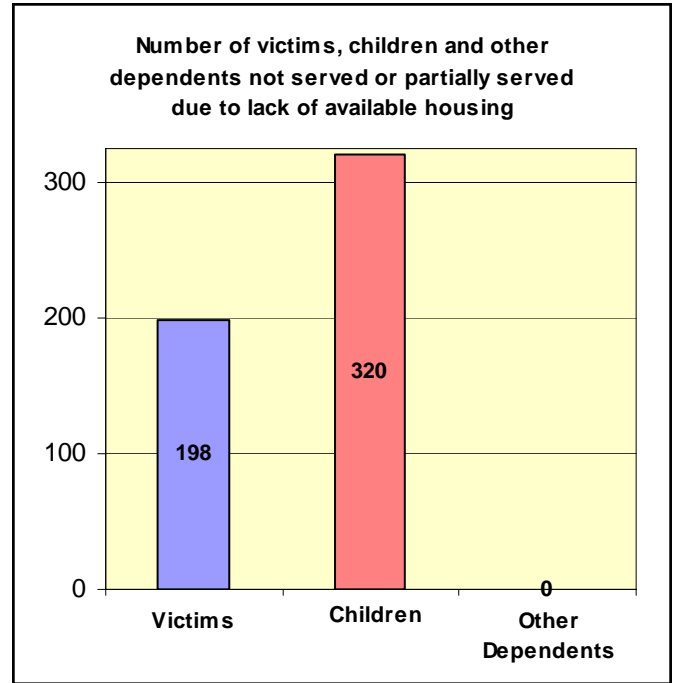
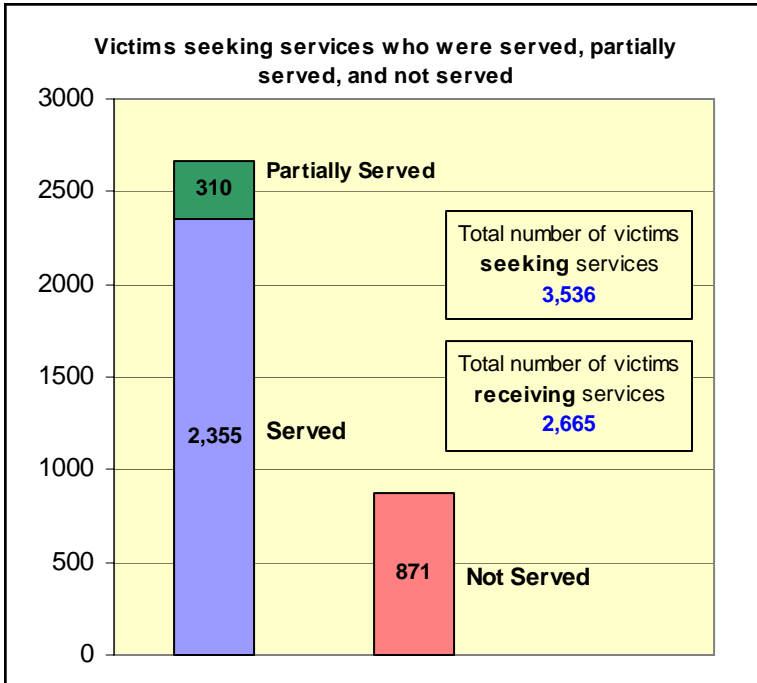
Total number of grantees using funds for housing units: **71** (50% of all grantees)



¹ Individual housing units located throughout the community or service area
² Multiple housing units located in one building or in a complex

Victim Services: Transitional Housing Program grantees provided services to more than **2,600** victims of domestic violence, dating violence, sexual assault, and stalking and nearly **3,400** children and **46** other dependents to help them become and remain safe from violence.

Total number of grantees using funds for victim services: **126** (88% of all grantees)



Victim Services and Demographics: Transitional Housing Program grantees provided an array of support services designed to enable victims, who are fleeing domestic violence, dating violence, sexual assault, or stalking, to locate and secure permanent housing and integrate into a community by providing those individuals with services such as transportation, counseling, child care services, case management, employment counseling, and other assistance. Safety planning, referrals, and information are provided to victims as needed.

Number of victims receiving the following support services:

- Case management: **1,991** (75% of those receiving services)
- Housing advocacy: **1,562** (59%)
- Counseling/support group: **1,525** (57%)
- Other advocacy: **1,440** (54%)
- Crisis intervention: **1,159** (43%)
- Financial counseling: **944** (35%)
- Transportation: **800** (30%)
- Employment counseling: **775** (29%)

Transitional Housing days of shelter:

674 victims received a total of **70,111** bed days

Number of victims receiving housing assistance:

- Rental assistance/voucher: **429**
- Utilities: **244**
- Security deposit: **147**

Demographic data:

Gender³

- ♦ Female: **2,620** (99%)
- ♦ Male: **16** (1%)

Other Demographics

- ♦ Rural: **788** (30% of those receiving services)
- ♦ Limited English: **375** (14%)
- ♦ Immigrants: **347** (13%)
- ♦ Disabilities: **268** (10%)

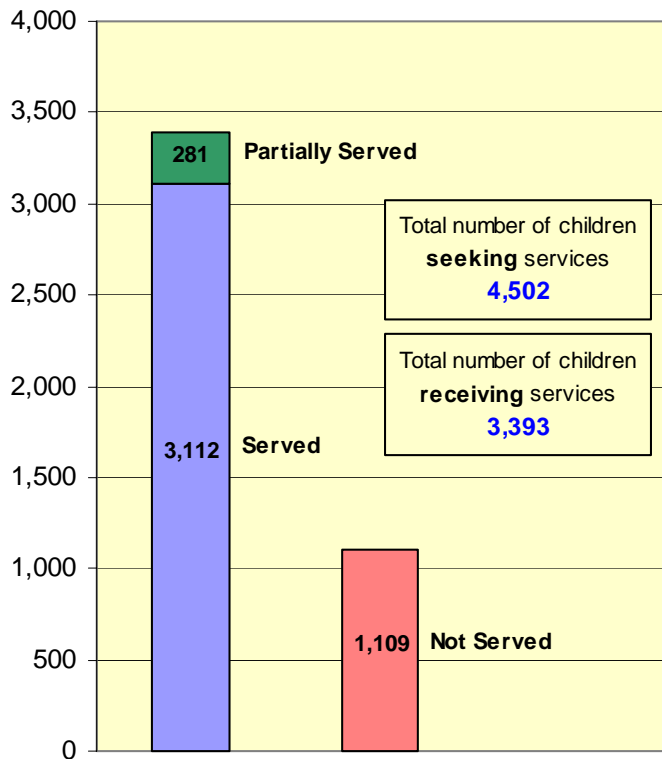
Relationship to Offender⁴

- ♦ Current or former spouse or intimate partner: **2,262** (84%)
- ♦ Other family member: **227** (8%)
- ♦ Dating: **207** (8%)
- ♦ Other: **1** (<1%)

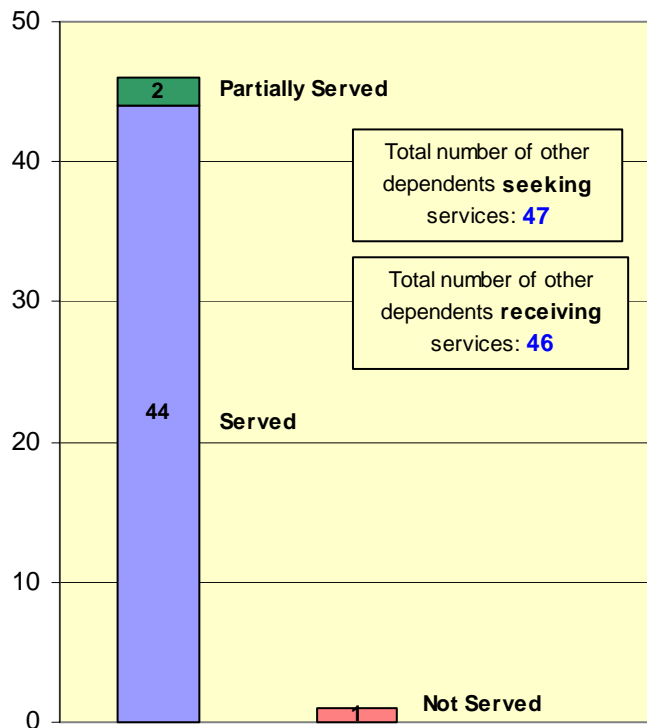
³ Percentages are based on victims receiving services for whom this information was known.

⁴ Because victims may have been abused by more than one offender, data reported may exceed the total number of victims served. Percentages are based on the total number of known relationships.

Children seeking services who were served, partially served, and not served



Other dependents seeking services who were served, partially served, and not served



Number of children receiving the following support services:

- Case management: **1,485** (44% of those receiving services)
- Children’s activities: **1,153** (34%)
- Other advocacy: **1,116** (33%)
- Counseling/Support group: **864** (25%)
- Child care: **846** (25%)
- Transportation: **682** (20%)
- Crisis intervention: **577** (17%)

Transitional Housing days of shelter:

959 children received a total of **121,788** bed days

Demographic data:

Gender⁵

- Female: **1,585** (51%)
- Male: **1,549** (49%)

Other Demographics

- Rural: **1,006** (30% of those receiving services)
- Limited English: **229** (7%)
- Immigrants: **166** (5%)
- Disabilities: **97** (3%)

Number of other dependents receiving the following support services:

- Case management: **19** (41% of those receiving services)
- Other advocacy: **18** (39%)
- Transportation: **9** (20%)
- Crisis intervention: **8** (17%)
- Counseling/Support group: **4** (9%)

Transitional Housing days of shelter:

21 other dependents received a total of **1,820** bed days

Demographic data:

Gender⁶

- Female: **18** (43%)
- Male: **24** (57%)

Other Demographics

- Rural: **18** (39% of those receiving services)
- Immigrants: **5** (11%)
- Limited English: **4** (9%)
- Disabilities: **2** (4%)

5. Percentages are based on children receiving services for whom this information was known.

6. Percentages are based on other dependents receiving services for whom this information was known.

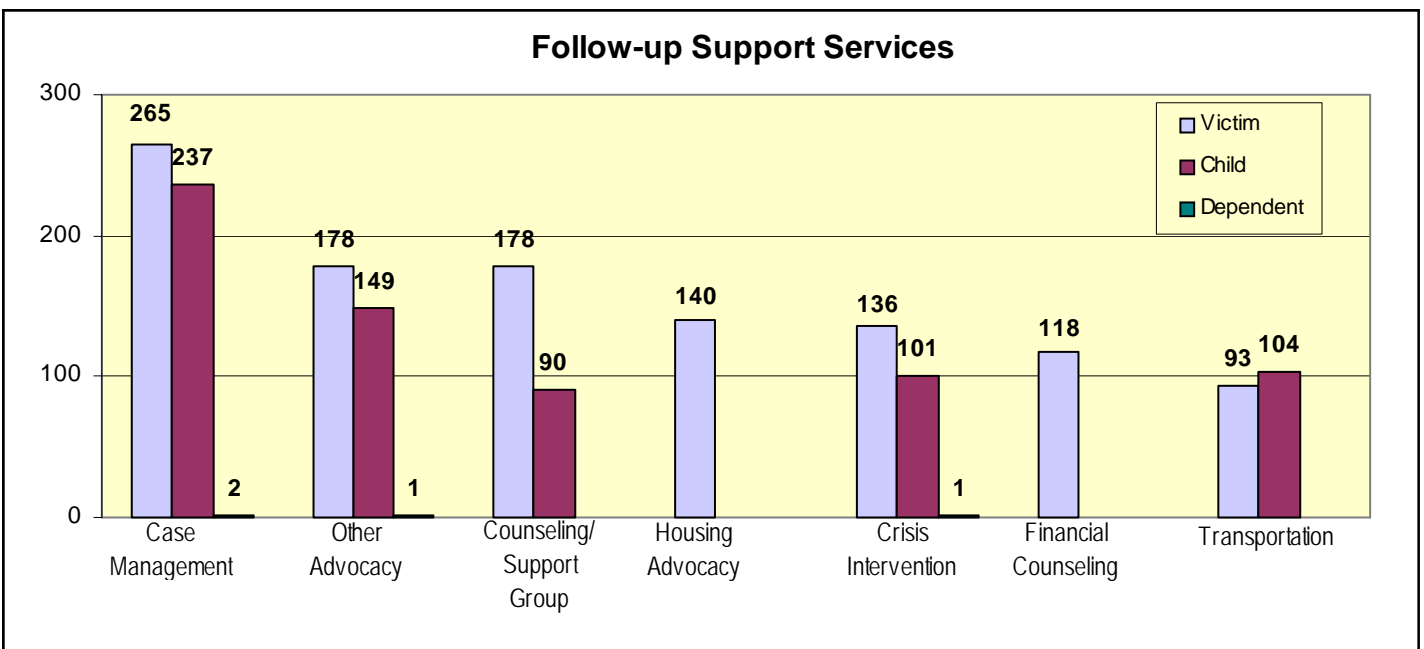
Transitional housing and destination upon exit⁷

| Destination upon exit | Number of victims |
|---|-------------------|
| Permanent housing of choice (Section 8, return to home, rent or purchase housing) | 174 |
| Temporary housing with family or friend | 23 |
| Domestic violence emergency shelter | 5 |
| Transitional housing (other than your grant-funded program) | 4 |
| Substance abuse treatment program | 3 |
| Health care facility (physical or mental health treatment) | 1 |
| Place not intended for habitation (vehicle, outdoor make-shift shelter) | 1 |

Victim/survivor perception of risk of violence upon exit

| Perception about the risk of future violence | Number of victims |
|--|-------------------|
| Lower risk of violence | 143 |
| Equal risk of violence | 11 |
| Greater risk of violence | 7 |
| Does not know | 6 |

Follow-up Services: Number of grantees using funds for follow-up services: **88** (62% of all grantees)



⁷ Does not include the 29 victims reported as unknown/other. Total number of victims who exited from their transitional housing program was 240.

Staff: Transitional Housing Program staff provide victim services, advocacy, counseling, and child care services to increase victim and child safety.

Total number of grantees using funds for staff: **134** (94% of all grantees)

| | |
|--|------------|
| Total Number of full time equivalent staff funded | 188 |
| Case Managers (37% of all staff funded) | 69 |
| Program Coordinators (12%) | 22 |
| Victim Advocates (11%) | 20 |
| Housing Advocates (8%) | 15 |
| Administrators (8%) | 15 |
| Transitional Services Coordinators (6%) | 12 |
| Child Advocates/Counselors (5%) | 10 |
| Counselors (5%) | 10 |
| Support Staff (4%) | 8 |
| Child Care Workers (1%) | 2 |