



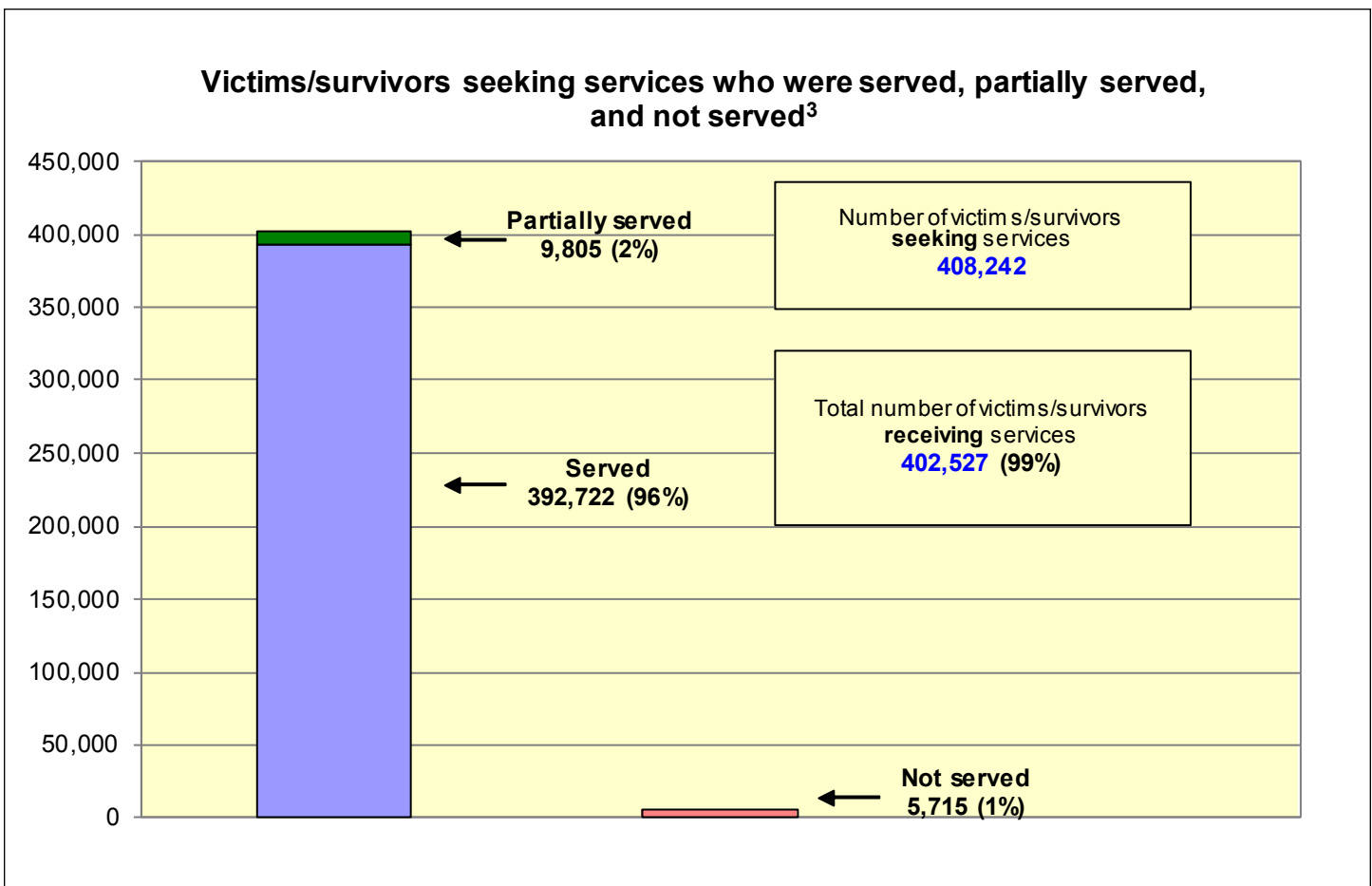
January 1, 2015 – December 31, 2015  
Office on Violence Against Women  
**STOP Violence Against Women  
Formula Grant Program  
(STOP Program)<sup>1,2</sup>**  
**Subgrantee Annual Data Report**

The purpose of the STOP (Services, Training, Officers, and Prosecutors) Program is to develop and strengthen the justice system’s response to violence against women and to improve the services available to victims of sexual assault, domestic violence, dating violence, and stalking.

Number of subgrantees reporting	2,404
---------------------------------	-------

**Victim Services:** STOP Program subgrantees provided services to **402,527** victims/survivors of sexual assault, domestic violence, dating violence, and stalking to help them become and remain safe from violence.

Number of subgrantees using funds for victim services: **1,601** (67% of all subgrantees reporting)



<sup>1</sup> This report contains selected data submitted by STOP subgrantees on annual progress reports.

<sup>2</sup> Throughout this document, the sum of percentages may not equal 100 due to rounding.

<sup>3</sup> Percentages are based on victims/survivors seeking services.

**Victim services and demographics:** STOP Program subgrantees provided an array of services to victims/survivors of sexual assault, domestic violence, dating violence, and stalking. These services included victim advocacy (actions designed to help the victim/survivor obtain needed resources or services), crisis intervention, and legal advocacy (assistance navigating the criminal and/or civil legal system). Victims/survivors received safety planning, referrals, and information as needed.

**Victims/survivors served or partially served by type of victimization:**

- Domestic violence/dating violence: 336,029 (83% of those receiving services)
- Sexual assault: 58,439 (15%)
- Stalking: 8,059 (2%)

**Number of victims/survivors receiving the following services:**

Victim/survivor advocacy: **203,104** (50% of those receiving services)  
 Crisis intervention: **184,660** (46%)  
 Criminal justice advocacy/court accompaniment: **148,942** (37%)  
 Civil legal advocacy/court accompaniment: **100,571** (25%)  
 Counseling services/support group: **95,388** (24%)  
 Civil legal assistance: **23,321** (6%)  
 Transportation: **21,995** (5%)  
 Language services: **14,179** (4%)  
 Hospital/clinic/other medical response: **14,035** (3%)  
 Forensic exam: **11,163** (3%)

**Shelter services:**

**19,893** victims/survivors and **16,615** family members received a total of **850,569** emergency shelter bed nights.  
**1,046** victims/survivors and **831** family members received a total of **124,956** transitional housing bed nights.

**Number of hotline calls from victims/survivors: 319,640**

**Number of victim witness notification/outreach activities: 155,132**

**Demographic data:**

**Gender<sup>4</sup>**

- Female: **350,556** (89%)
- Male: **42,812** (11%)

**Race/ethnicity<sup>4,5</sup>**

- White: **198,246** (54%)
- Black or African American: **82,158** (22%)
- Hispanic or Latino: **70,132** (19%)
- American Indian or Alaska Native: **8,551** (2%)
- Asian: **6,525** (2%)
- Native Hawaiian or Other Pacific Islander: **2,541** (1%)

**Other demographics<sup>6</sup>**

- Rural: **90,698** (23% of victims receiving services)
- Limited English proficiency: **33,276** (8%)
- Disabilities: **25,943** (6%)
- Immigrants/refugees/asylum seekers: **20,866** (5%)

**Relationship to offender<sup>7</sup>**

- Domestic violence/dating violence
  - Current or former spouse or intimate partner: **211,049** (70%)
  - Dating relationship: **54,833** (18%)
  - Other family member: **31,300** (10%)
  - Acquaintance: **4,280** (1%)
  - Stranger: **6** (<1%)
- Sexual assault
  - Acquaintance: **15,810** (34%)
  - Other family member: **10,430** (22%)
  - Current or former spouse or intimate partner: **9,825** (21%)
  - Stranger: **6,402** (14%)
  - Dating relationship: **4,654** (10%)
- Stalking
  - Current or former spouse or intimate partner: **4,349** (51%)
  - Acquaintance: **1,839** (21%)
  - Dating relationship: **1,632** (19%)
  - Other family member: **510** (6%)
  - Stranger: **263** (3%)

<sup>4</sup> Percentages are based on victims/survivors receiving services for whom this information was known.

<sup>5</sup> Some victims/survivors may identify as more than one race/ethnicity, so the total number reported in race/ethnicity may be higher than the total number of victims/survivors served.

<sup>6</sup> Because victims/survivors may be represented in more than one of these categories, or not at all, the total number reported in this category may be higher or lower than the total number of victims/survivors served.

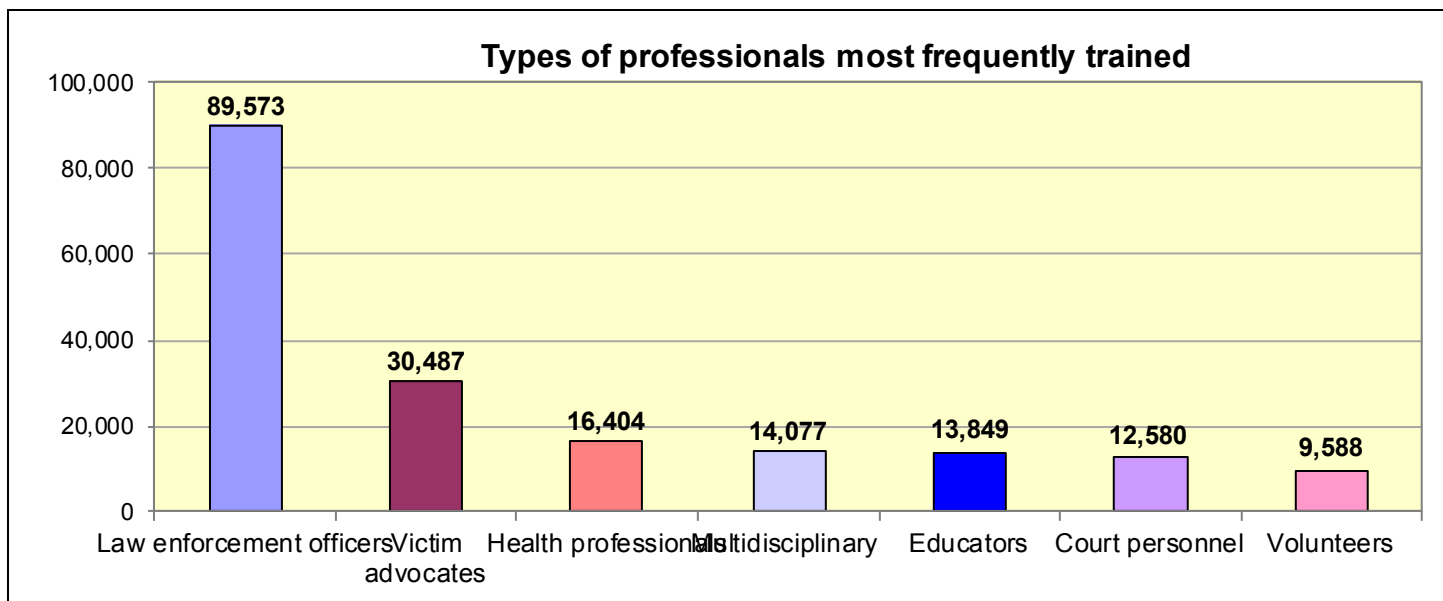
<sup>7</sup> Victims/survivors may have been abused by more than one offender and/or may have experienced more than one type of victimization, so the total for each victimization category (when unknowns are included) may be higher than the total number of victims/survivors served in each of those categories. Percentages presented here are based on the total number of known relationships in each victimization category.

**Training:** STOP Program subgrantees trained professionals to improve their response to victims/survivors of sexual assault, domestic violence, dating violence, and stalking and to increase offender accountability.

Number of subgrantees using funds for training: **1,038** (43% of all subgrantees reporting)

Total number of people trained: **260,418**

Number of training events: **12,853**



**Topics on which subgrantees provided training<sup>8</sup>**

Training topic	Number of subgrantees training on this topic	Training topic	Number of subgrantees training on this topic
Domestic violence overview, dynamics, and services	768	Dating violence overview, dynamics, and services	493
Advocate response	693	Stalking overview, dynamics, and services	481
Sexual assault overview, dynamics, and services	670	Criminal court procedures	480
Law enforcement response	651	Coordinated community response	476
Safety planning for victims/survivors	636	Mandatory reporting requirements	470
Confidentiality	539	Protection orders (including full faith and credit)	449
Domestic violence statutes/codes	510	Sexual assault statutes/codes	431

<sup>8</sup>Not all training topics reported by subgrantees are presented here.

**Staff:** STOP Program-funded staff provided training, victim services, law enforcement activities, prosecution, court services, supervision of offenders, and batterer intervention programs to increase victim safety and offender accountability.

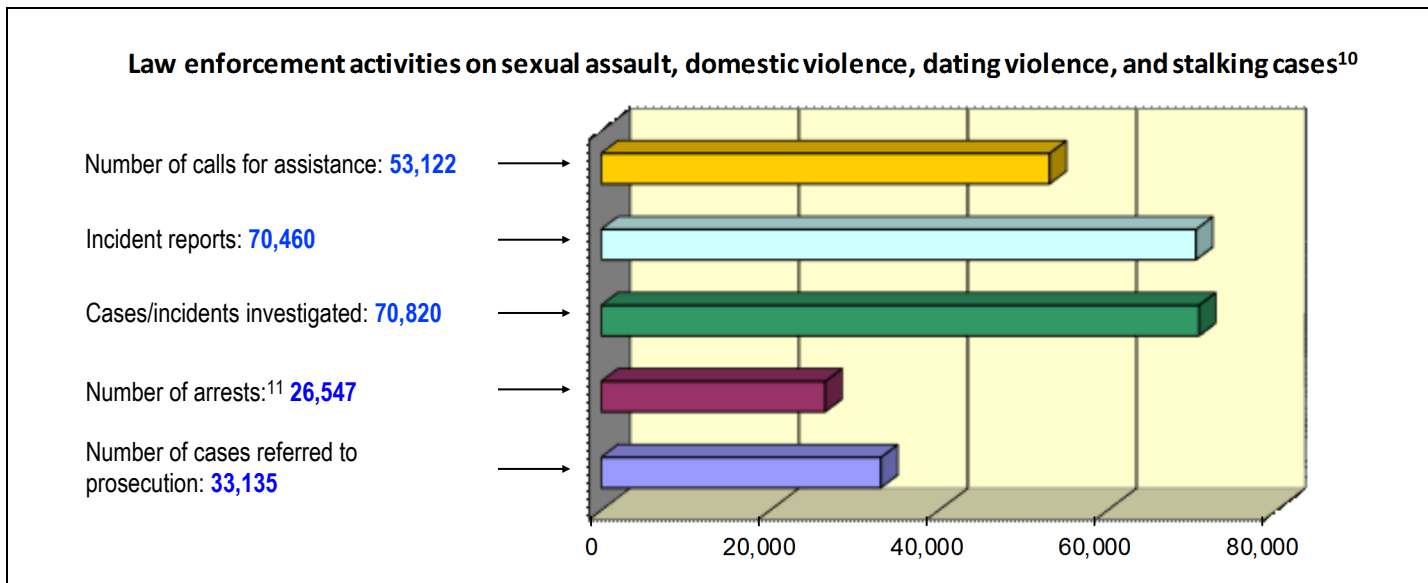
Number of subgrantees using funds for staff: **2,295** (95% of all subgrantees reporting)

<b>Total number of full time equivalent staff funded<sup>9</sup></b>	<b>2,611</b>
Victim advocate (25% of all staff funded)	648
Program coordinator (12%)	307
Prosecutor (11%)	276
Victim assistant (10%)	273
Law enforcement officer (9%)	240
Counselor (6%)	153
Legal advocate (6%)	151
Support staff (4%)	112
Administrator (4%)	100
Attorney (3%)	84
Trainer (2%)	57
Investigator (2%)	51
Sexual assault nurse examiner/sexual assault forensic examiner (1%)	39
Paralegal (1%)	29
Probation officer/offender monitor (1%)	29
Court personnel (1%)	18
Information technology staff (<1%)	12
Translator/interpreter (<1%)	4
Other (1%)	31

<sup>9</sup>Categories are rounded to the nearest whole number and only categories with at least one full FTE after rounding are included.

## Law Enforcement

Number of subgrantees using funds for law enforcement: **299** (12% of all subgrantees reporting)



## Prosecution

Number of subgrantees using funds for prosecution: **323** (13% of all subgrantees reporting)

### Prosecution of sexual assault, domestic violence, dating violence, and stalking cases

<b>Number of cases received, accepted, declined, or transferred<sup>12</sup></b>	<ul style="list-style-type: none"> <li>• <b>125,164</b> cases were received</li> <li>• <b>96,946</b> cases were accepted for prosecution</li> <li>• <b>25,289</b> cases were declined</li> <li>• <b>3,783</b> cases were transferred to higher or lower court that was not grant-funded</li> </ul>
<b>Number of cases disposed of<sup>13</sup></b>	<b>86,932</b>
<b>Cases resulting in convictions and deferred adjudications</b>	<p><b>57,517</b></p> <p><b>66%</b><sup>14</sup> of all cases disposed of resulted in convictions or deferred adjudications</p> <ul style="list-style-type: none"> <li>• 65%<sup>14</sup> of domestic violence/dating violence cases resulted in a conviction or deferred adjudication: 47,856 cases out of 73,752 disposed of</li> <li>• 80%<sup>14</sup> of sexual assault cases resulted in a conviction or deferred adjudication: 1,668 cases out of 2,098 disposed of</li> <li>• 69%<sup>14</sup> of stalking cases resulted in a conviction or deferred adjudication: 814 cases out of 1,174 disposed of</li> </ul>

<sup>10</sup> Subgrantees report only on their law enforcement activities that are STOP Program-funded. Not all STOP Program-funded law enforcement activities are included.

<sup>11</sup> Arrests include 677 arrests for violation of bail bonds and 2,654 arrests for violation of protection orders. This number does not include dual arrests.

<sup>12</sup> Cases accepted, declined, or transferred in the current reporting period may have been received by prosecution in a previous reporting period.

<sup>13</sup> Cases disposed of in the current reporting period may include cases received by prosecution in a previous reporting period.

<sup>14</sup> Deferred adjudications accounted for 20% of all convictions: 22% of domestic violence/dating violence convictions, 6% of sexual assault convictions, and 17% of stalking convictions.

## Courts

Number of subgrantees using funds for courts: **9** (<1% of all subgrantees reporting)

Total number of new cases: **7,771**

Total number of cases disposed of: **6,854**

Disposition of cases	
<b>Domestic violence/ dating violence</b>	<b>6,500</b> <ul style="list-style-type: none"> <li>• <b>1,963</b> cases were dismissed (30%)</li> <li>• <b>4,445</b> cases resulted in a conviction or deferred adjudication (68%)<sup>15</sup></li> <li>• <b>92</b> cases resulted in acquittal (1%)</li> </ul>
<b>Sexual assault</b>	<b>9</b> <ul style="list-style-type: none"> <li>• <b>2</b> cases were dismissed (22%)</li> <li>• <b>7</b> cases resulted in a conviction or deferred adjudication (78%)<sup>15</sup></li> </ul>
<b>Stalking</b>	<b>50</b> <ul style="list-style-type: none"> <li>• <b>14</b> cases were dismissed (28%)</li> <li>• <b>35</b> cases resulted in a conviction or deferred adjudication (70%)<sup>15</sup></li> <li>• <b>1</b> case resulted in acquittal (2%)</li> </ul>

### Dispositions of violations of probation and other court orders

Courts monitor offenders' compliance with court orders. The data reported below reflect the sanctions most frequently imposed for violations that were disposed of during the current reporting period.

Violations of probation and court orders	Dispositions <sup>16</sup>
Protection order (55)	56% (31) had partial or full revocation of probation 38% (21) had conditions added
New criminal behavior (234)	56% (130) had partial or full revocation of probation 27% (63) had conditions added
Failure to attend batterer intervention program (BIP) (135)	55% (74) had conditions added 24% (32) had partial or full revocation of probation
Failure to attend mandated offender treatment (does not include BIP) (93)	55% (51) had partial or full revocation of probation 22% (20) had no action taken
Other conditions of probation or parole (461)	75% (348) had partial or full revocation of probation 13% (61) had conditions added

### Judicial monitoring

◆ **3,811** offenders were reviewed and **5,885** individual review hearings were conducted

<sup>15</sup> Deferred adjudications accounted for 23% of domestic violence/dating violence convictions; no sexual assault cases or stalking cases resulted in deferred adjudications.

<sup>16</sup> Only the top two dispositions for each type of violation are presented. Partial or full revocation of probation results in incarceration.

## Probation and Parole

Number of subgrantees using funds for probation: **22** (1% of all subgrantees reporting)

Total number of offenders: **3,656**

### Dispositions of violations of probation

Probation officers monitor offenders to review progress and compliance with conditions of probation. The data reported below reflect the sanctions most frequently imposed for violations that were disposed of during the current reporting period.

Violations of probation	Dispositions of violations <sup>17</sup>
Protection order (137)	68% (93) had partial or full revocation of probation 22% (30) had conditions added
New criminal behavior (345)	52% (180) had partial or full revocation of probation 21% (72) received verbal/written warning
Failure to attend batterer intervention program (BIP) (489)	43% (209) had partial or full revocation of probation 29% (140) received verbal/written warning
Failure to attend mandated offender treatment program (does not include BIP) (213)	37% (78) had partial or full revocation of probation 28% (59) received verbal/written warning
Other conditions of probation or parole (834)	38% (319) had partial or full revocation of probation 29% (245) had conditions added

### Offender monitoring

- ✦ **3,322** offenders received **30,593** face-to-face monitoring contacts
- ✦ **2,834** offenders received **24,289** telephone monitoring contacts
- ✦ **1,957** offenders received **9,495** unscheduled surveillance contacts

### Outreach to victims/survivors

In addition to offender monitoring, probation officers also contact victims/survivors as an additional strategy to increase victim/survivor safety

- ✦ **1,643** victims/survivors received **4,718** contacts

<sup>17</sup>Only the top two dispositions for each type of violation are presented. Partial or full revocation of probation results in incarceration.

## Batterer Intervention Program (BIP)

---

Number of subgrantees using funds for batterer intervention program: **22** (1% of all subgrantees reporting)

Total number of offenders in program: **3,046**

Outcomes	Number of offenders
Completed program	1,106
Terminated from program	653
Returned to program after termination	139