



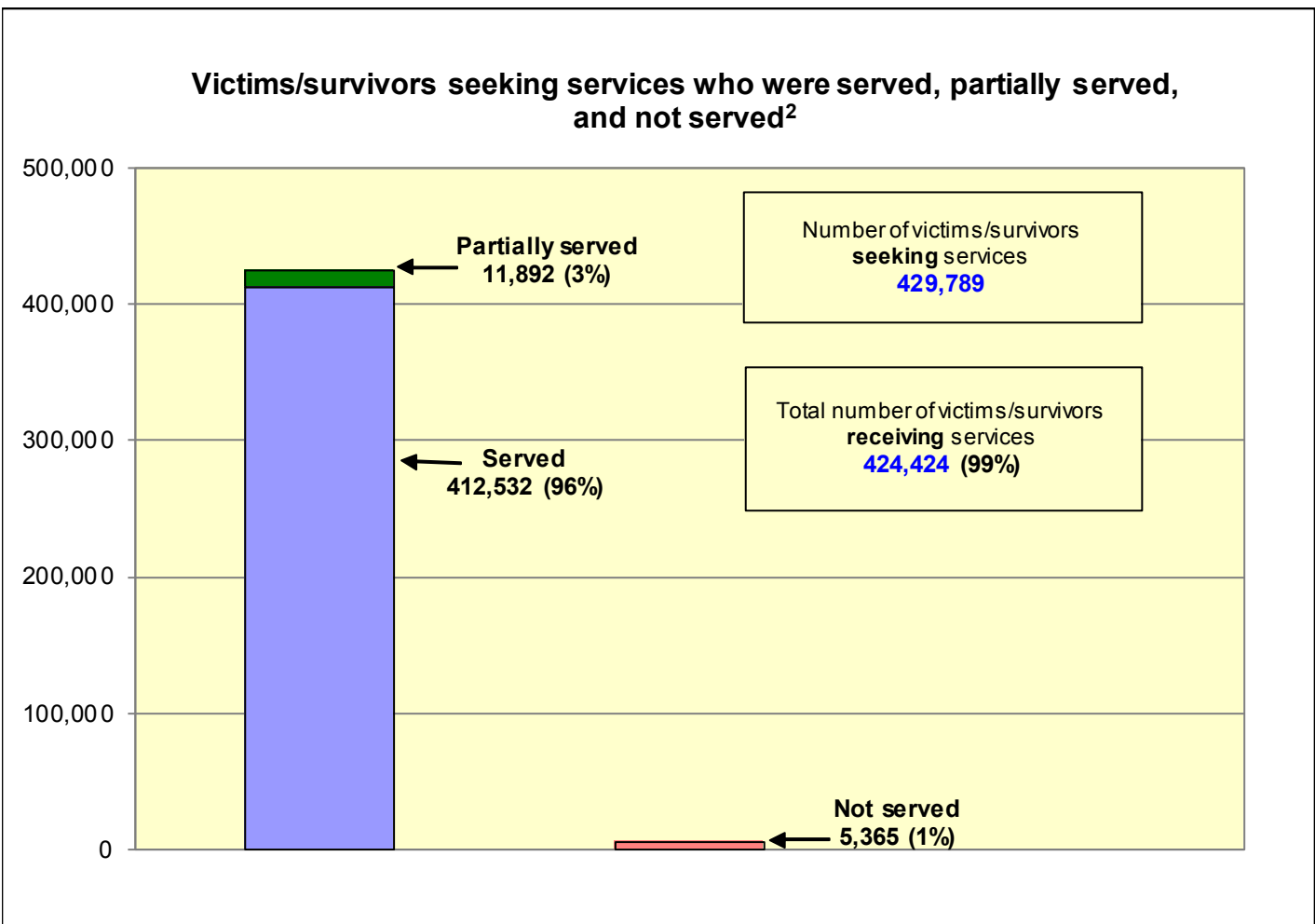
**January 1, 2013 – December 31, 2013**  
**Office on Violence Against Women**  
**STOP Violence Against Women**  
**Formula Grant Program**  
**(STOP Program)<sup>1</sup>**  
**Subgrantee Annual Data Report**

The purpose of the STOP (Services, Training, Officers, and Prosecutors) Program is to develop and strengthen the justice system’s response to violence against women and to improve the services available to victims of sexual assault, domestic violence, dating violence, and stalking.

Number of subgrantees reporting	<b>2,452</b>
---------------------------------	--------------

**Victim Services:** STOP Program subgrantees provided services to **424,424** victims/survivors of sexual assault, domestic violence, dating violence, and stalking to help them become and remain safe from violence.

Number of subgrantees using funds for victim services: **1,667** (68% of all subgrantees reporting)



<sup>1</sup> This report contains selected data submitted by STOP subgrantees on annual progress reports reflecting STOP Program-funded activities engaged in during calendar year 2013.

<sup>2</sup> Percentages are based on victims/survivors seeking services.

**Victim services and demographics:** STOP Program subgrantees provided an array of services to victims/survivors of sexual assault, domestic violence, dating violence, and stalking. These services included victim advocacy (actions designed to help the victim/survivor obtain needed resources or services), crisis intervention, and legal advocacy (assistance navigating the criminal and/or civil legal system). Victims/survivors received safety planning, referrals, and information as needed.

**Victims/survivors served or partially served by type of victimization:**

- Domestic violence/dating violence: 366,234 (86% of those receiving services)
- Sexual assault: 49,283 (12%)
- Stalking: 8,907 (2%)

**Number of victims/survivors receiving the following services:**

Victim/survivor advocacy: **219,145** (52% of those receiving services)

Crisis intervention: **189,153** (45%)

Criminal justice advocacy/court accompaniment: **144,954** (34%)

Civil legal advocacy/court accompaniment: **120,693** (28%)

Counseling services/support group: **102,442** (24%)

Transportation: **22,469** (5%)

Civil legal assistance: **18,862** (4%)

Language services: **14,762** (3%)

Hospital/clinic/other medical response: **13,947** (3%)

Forensic exam: **9,297** (2%)

**Shelter services:**

**21,262** victims/survivors and **19,893** family members received a total of **1,016,921** emergency shelter bed nights.

**917** victims/survivors and **930** family members received a total of **182,204** transitional housing bed nights.

**Number of hotline calls from victims/survivors: 368,039**

**Number of victim witness notification/outreach activities: 193,342**

**Demographic data:**

**Gender<sup>3</sup>**

- Female: **369,755** (90%)
- Male: **42,813** (10%)

**Race/ethnicity<sup>3,4</sup>**

- White: **214,811** (56%)
- Black or African American: **87,989** (23%)
- Hispanic or Latino: **70,129** (18%)
- American Indian or Alaska Native: **7,258** (2%)
- Asian: **6,972** (2%)
- Native Hawaiian or Other Pacific Islander: **2,183** (1%)

**Other demographics<sup>5</sup>**

- Rural: **106,087** (25% of victims receiving services)
- Limited English proficiency: **35,993** (8%)
- Disabilities: **27,470** (6%)
- Immigrants/refugees/asylum seekers: **24,443** (6%)

**Relationship to offender<sup>6</sup>**

- Domestic violence/dating violence
  - Current or former spouse or intimate partner: **240,290** (70%)
  - Dating relationship: **63,140** (18%)
  - Other family member: **33,589** (10%)
  - Acquaintance: **4,797** (1%)
  - Stranger: **227** (<1%)
- Sexual assault
  - Acquaintance: **13,589** (32%)
  - Current or former spouse or intimate partner: **9,423** (22%)
  - Other family member: **8,979** (21%)
  - Stranger: **5,417** (13%)
  - Dating relationship: **5,067** (12%)
- Stalking
  - Current or former spouse or intimate partner: **4,425** (46%)
  - Acquaintance: **2,346** (24%)
  - Dating relationship: **1,673** (17%)
  - Other family member: **693** (7%)
  - Stranger: **555** (6%)

<sup>3</sup> Percentages are based on victims/survivors receiving services for whom this information was known.

<sup>4</sup> Some victims/survivors may identify as more than one race/ethnicity, so the total number reported in race/ethnicity may be higher than the total number of victims/survivors served.

<sup>5</sup> Because victims/survivors may be represented in more than one of these categories, or not at all, the total number reported in this category may be higher or lower than the total number of victims/survivors served.

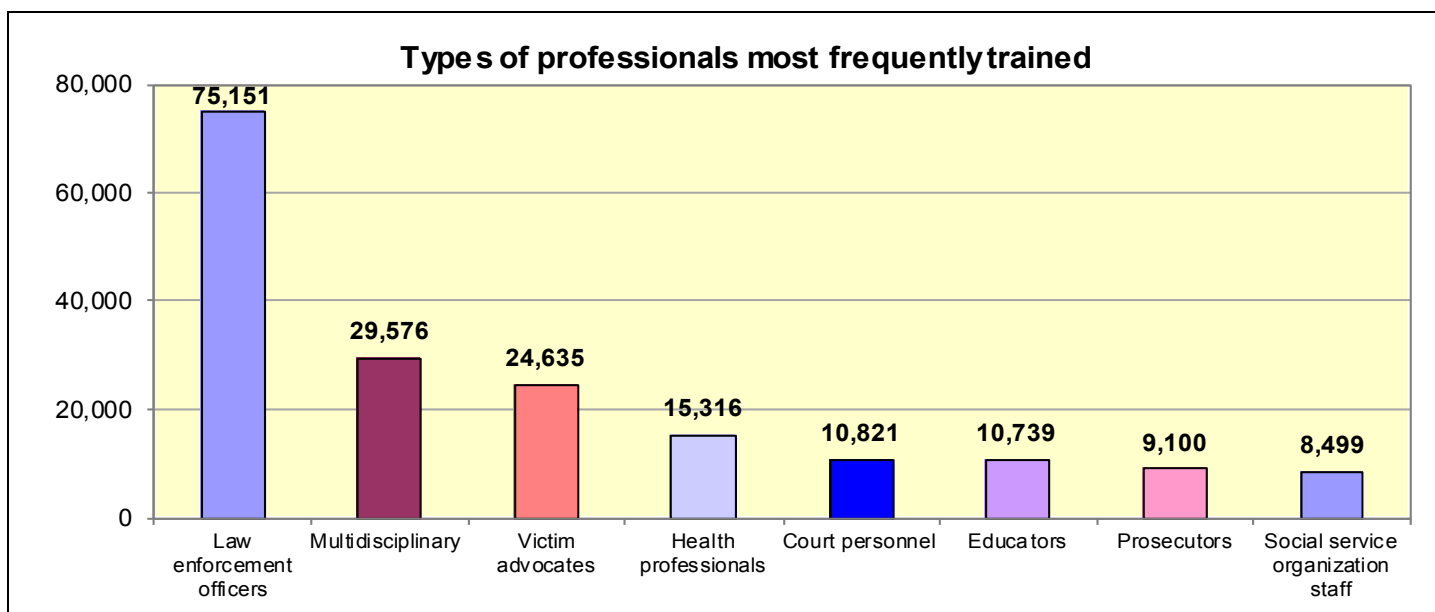
<sup>6</sup> Victims/survivors may have been abused by more than one offender and/or may have experienced more than one type of victimization, so the total for each victimization category (when unknowns are included) may be higher than the total number of victims/survivors served in each of those categories. Percentages presented here are based on the total number of known relationships in each victimization category.

**Training:** STOP Program subgrantees trained professionals to improve their response to victims/survivors of sexual assault, domestic violence, dating violence, and stalking and to increase offender accountability.

Number of subgrantees using funds for training: **1,016** (41% of all subgrantees reporting)

Total number of people trained: **240,452**

Number of training events: **11,768**



### Topics on which subgrantees provided training<sup>7</sup>

Training topic	Number of subgrantees training on this topic	Training topic	Number of subgrantees training on this topic
Domestic violence overview, dynamics, and services	796	Dating violence overview, dynamics, and services	531
Advocate response	685	Stalking overview, dynamics, and services	487
Law enforcement response	642	Protection orders (including full faith and credit)	486
Safety planning for victims/survivors	632	Criminal court procedures	470
Sexual assault overview, dynamics, and services	622	Mandatory reporting requirements	450
Domestic violence statutes/codes	538	Coordinated community response	441
Confidentiality	534	Sexual assault statutes/codes	413

<sup>7</sup>Not all training topics reported by subgrantees are presented here.

**Staff:** STOP Program-funded staff provided training, victim services, law enforcement activities, prosecution, court services, supervision of offenders, and batterer intervention programs to increase victim safety and offender accountability.

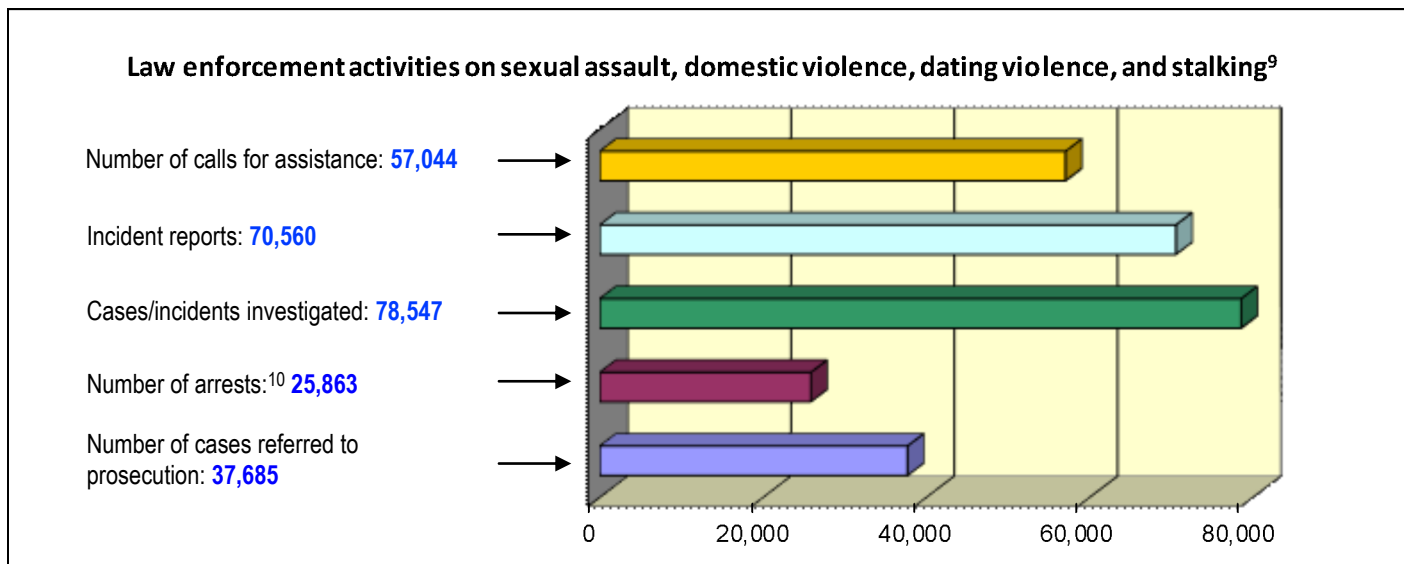
Number of subgrantees using funds for staff: **2,341** (95% of all subgrantees reporting)

<b>Total number of full time equivalent staff funded<sup>8</sup></b>	<b>2,754</b>
Victim advocate (27% of all staff funded )	743
Program coordinator (11%)	310
Victim assistant (11%)	293
Prosecutor (10%)	266
Law enforcement officer (9%)	261
Counselor (6%)	164
Legal advocate (5%)	138
Support staff (5%)	127
Administrator (4%)	98
Attorney (3%)	94
Trainer (2%)	52
Investigator (2%)	49
Sexual assault nurse examiner/sexual assault forensic examiner (2%)	46
Probation officer/offender monitor (1%)	30
Court personnel (1%)	28
Paralegal (1%)	24
Information technology staff (<1%)	11
Translator/interpreter (<1%)	4

<sup>8</sup>Categories are rounded to the nearest whole number and only categories with at least one full FTE after rounding are included.

## Law Enforcement

Number of subgrantees using funds for law enforcement: **317** (13% of all subgrantees reporting)



## Prosecution

Number of subgrantees using funds for prosecution: **307** (13% of all subgrantees reporting)

### Prosecution of sexual assault, domestic violence, dating violence, and stalking cases

**Number of cases received, accepted, declined, or transferred<sup>11</sup>**

- **139,269** cases were received
- **108,456** cases were accepted for prosecution
- **25,185** cases were declined
- **2,361** cases were transferred to higher or lower court that was not grant-funded

**Number of cases disposed of<sup>12</sup>**

**95,428**

**Cases resulting in convictions and deferred adjudications**

**64,740**

**68%**<sup>13</sup> of all cases disposed of resulted in convictions or deferred adjudications

- **67%**<sup>13</sup> of domestic violence/dating violence cases resulted in a conviction or deferred adjudication: 54,203 cases out of 80,879 disposed of
- **79%**<sup>13</sup> of sexual assault cases resulted in a conviction or deferred adjudication: 1,838 cases out of 2,316 disposed of
- **62%**<sup>13</sup> of stalking cases resulted in a conviction or deferred adjudication: 934 cases out of 1,515 disposed of

<sup>9</sup>Subgrantees report only on their law enforcement activities that are STOP Program-funded. Not all STOP Program-funded law enforcement activities are included.

<sup>10</sup>All arrests made by law enforcement, except dual arrests.

<sup>11</sup>Cases accepted, declined, or transferred in the current reporting period may have been received by prosecution in a previous reporting period.

<sup>12</sup>Cases disposed of in the current reporting period may include cases received by prosecution in a previous reporting period.

<sup>13</sup>Deferred adjudications accounted for 22% of all convictions: 25% of domestic violence/dating violence convictions, 11% of sexual assault convictions, and 9% of stalking convictions.

## Courts

Number of subgrantees using funds for courts: **17** (1% of all subgrantees reporting)

Total number of new cases: **8,578**

Total number of cases disposed of: **8,068**

Disposition of cases	
<b>Domestic violence/ dating violence</b>	<b>6,890</b> <ul style="list-style-type: none"> <li>• <b>3,953</b> cases resulted in a conviction or deferred adjudication (57%)<sup>14</sup></li> <li>• <b>2,831</b> cases were dismissed (41%)</li> <li>• <b>106</b> cases were acquitted (2%)</li> </ul>
<b>Sexual assault</b>	<b>21</b> <ul style="list-style-type: none"> <li>• <b>15</b> cases resulted in a conviction or deferred adjudication (71%)<sup>14</sup></li> <li>• <b>5</b> cases were dismissed (24%)</li> <li>• <b>1</b> case was acquitted (5%)</li> </ul>
<b>Stalking</b>	<b>55</b> <ul style="list-style-type: none"> <li>• <b>39</b> cases resulted in a conviction or deferred adjudication (71%)<sup>14</sup></li> <li>• <b>16</b> cases were dismissed (29%)</li> </ul>

### Dispositions of violations of probation and other court orders

Courts monitor offenders' compliance with court orders. The data reported below reflect the sanctions most frequently imposed for violations that were disposed of during the current reporting period.

Violations of probation and court orders	Dispositions <sup>15</sup>
Protection order (295)	92% (271) had partial or full revocation of probation 7% (20) had conditions added
New criminal behavior (183)	48% (88) had partial or full revocation of probation 40% (74) had conditions added
Failure to attend batterer intervention program (BIP) (492)	57% (280) received verbal/written warning 24% (118) had partial or full revocation of probation
Failure to attend mandated offender treatment (does not include BIP) (75)	36% (27) had conditions added 33% (25) received verbal/written warning
Other conditions of probation or parole (626)	68% (428) had partial or full revocation of probation 18% (111) had conditions added

### Judicial monitoring

✦ **1,366** offenders were reviewed and **3,366** individual review hearings were conducted

<sup>14</sup>Deferred adjudications accounted for 24% of domestic violence/dating violence convictions, 7% of sexual assault convictions, and 5% of stalking convictions.

<sup>15</sup>Only the top two dispositions for each type of violation are presented. Partial or full revocation of probation results in incarceration.

## Probation and Parole

Number of subgrantees using funds for probation: **27** (1% of all subgrantees reporting)

Total number of offenders: **3,760**

### Dispositions of violations of probation

Probation officers monitor offenders to review progress and compliance with conditions of probation. The data reported below reflect the sanctions most frequently imposed for violations that were disposed of during the current reporting period.

Violations of probation	Dispositions of violations <sup>17</sup>
Protection order (227)	56% (126) had partial or full revocation of probation 19% (44) received verbal/written warning
New criminal behavior (412)	58% (241) had partial or full revocation of probation 18% (74) received verbal/written warning
Failure to attend batterer intervention program (BIP) (672)	46% (307) had partial or full revocation of probation 26% (174) received verbal/written warning
Failure to attend mandated offender treatment program (does not include BIP) (257)	37% (96) had partial or full revocation of probation 28% (72) had no action taken
Other conditions of probation or parole (1,429)	58% (834) had partial or full revocation of probation 23% (333) received verbal/written warning

### Offender monitoring

- ✦ **2,900** offenders received **28,866** face-to-face monitoring contacts
- ✦ **2,264** offenders received **17,944** telephone monitoring contacts
- ✦ **1,681** offenders received **14,445** unscheduled surveillance contacts

### Outreach to victims/survivors

In addition to offender monitoring, probation officers also contact victims/survivors as an additional strategy to increase victim/survivor safety

- ✦ **1,816** victims/survivors received **4,259** contacts

<sup>17</sup>Only the top two dispositions for each type of violation are presented. Partial or full revocation of probation results in incarceration.

## Batterer Intervention Program (BIP)

---

Number of subgrantees using funds for batterer intervention program: **17** (1% of all subgrantees reporting)

Total number of offenders in program: **1,694**

Outcomes	Number of offenders
Completed program	673
Terminated from program	451
Returned to program after termination	108