



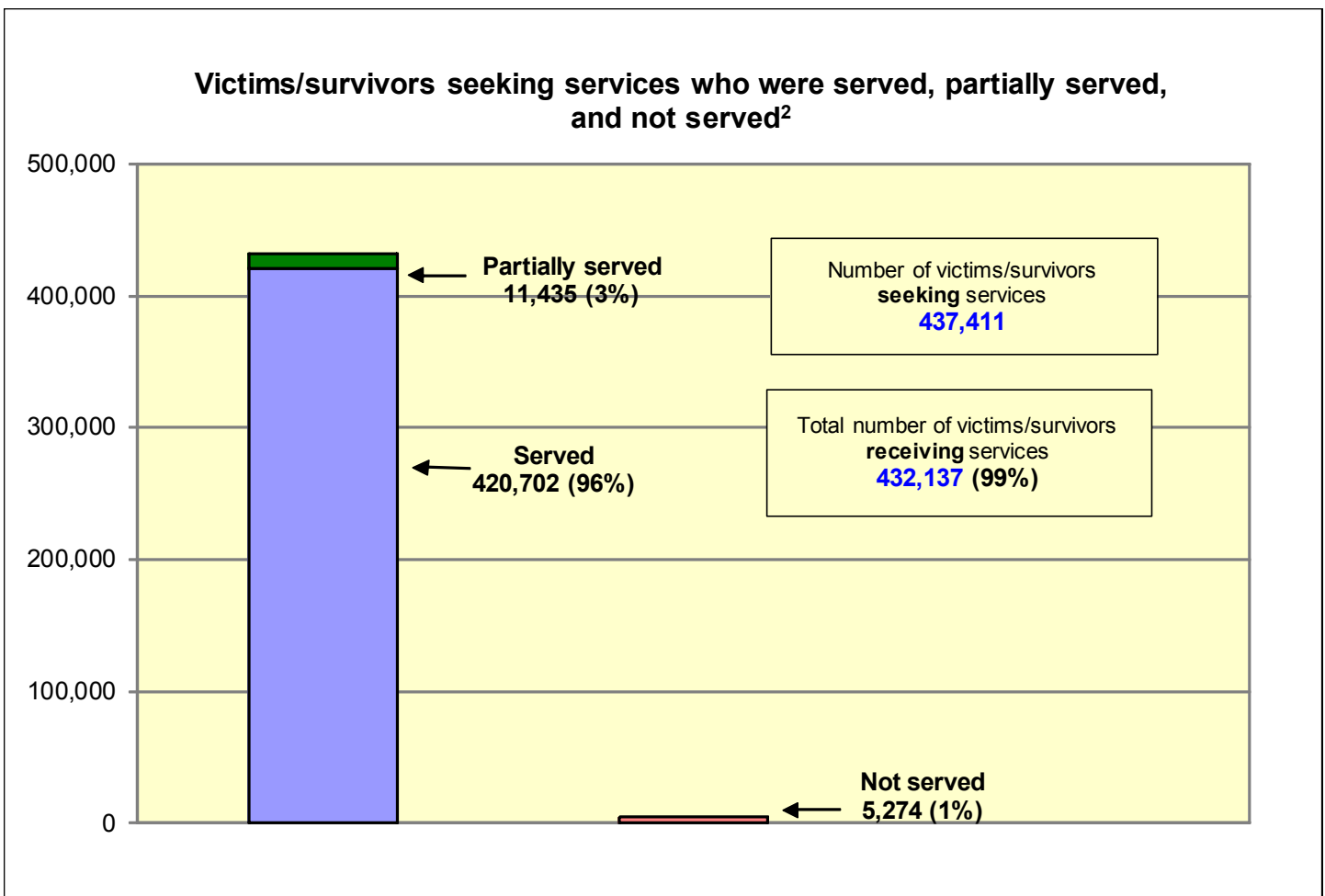
January 1, 2011—December 31, 2011
Office on Violence Against Women
**STOP Violence Against Women
Formula Grant Program
(STOP Program)¹
Subgrantee Annual Data Report**

The purpose of the STOP (Services, Training, Officers, and Prosecutors) Program is to develop and strengthen the justice system's response to violence against women and to improve the services available to victims of sexual assault, domestic violence, dating violence, and stalking.

Number of subgrantees reporting	2,398
---------------------------------	-------

Victim Services: STOP Program subgrantees provided services to **432,137** victims/survivors of sexual assault, domestic violence, dating violence, and stalking to help them become and remain safe from violence.

Number of subgrantees using funds for victim services: **1,611** (67% of all subgrantees reporting)



¹ This report contains selected data submitted by STOP subgrantees on annual progress reports reflecting STOP Program-funded activities engaged in during calendar year 2011.

² Percentages are based on victims/survivors seeking services.

Victim services and demographics: STOP Program subgrantees provided an array of services to victims/survivors of sexual assault, domestic violence, dating violence, and stalking. These services included victim advocacy (actions designed to help the victim/survivor obtain needed resources or services), crisis intervention, and legal advocacy (assistance navigating the criminal and/or civil legal system). Victims/survivors received safety planning, referrals, and information as needed.

Victims/survivors served or partially served by type of victimization:

- Domestic violence/dating violence: 367,838 (85% of those receiving services)
- Sexual assault: 53,596 (12%)
- Stalking: 10,703 (2%)

Number of victims/survivors receiving the following services:

- Victim/survivor advocacy: **230,617** (53% of those receiving services)
- Crisis intervention: **201,634** (47%)
- Criminal justice advocacy/court accompaniment: **149,574** (35%)
- Civil legal advocacy/court accompaniment: **118,324** (27%)
- Counseling/support group: **112,052** (26%)
- Transportation: **24,340** (6%)
- Civil legal assistance: **18,837** (4%)
- Language services: **15,000** (3%)
- Hospital/clinic/other medical response: **14,155** (3%)
- Forensic exam: **8,228** (2%)

Number of hotline calls from victims/survivors: 360,206

Number of victim witness notification/outreach activities: 188,317

Demographic data:

Gender³

- Female: **380,182** (90%)
- Male: **41,061** (10%)

Race/ethnicity^{3,4}

- White: **220,900** (56%)
- Black or African American: **88,381** (22%)
- Hispanic or Latino: **73,197** (19%)
- American Indian or Alaska Native: **7,493** (2%)
- Asian: **5,531** (1%)
- Native Hawaiian or Other Pacific Islander: **1,455** (<1%)

Other demographics⁵

- Rural: **113,208** (26% of victims receiving services)
- Limited English proficiency: **34,215** (8%)
- Disabilities: **25,815** (6%)
- Immigrants/refugees/asylum seekers: **21,452** (5%)

Relationship to offender⁶

- Domestic violence/dating violence
 - Current or former spouse or intimate partner: **249,488** (72%)
 - Dating relationship: **60,320** (17%)
 - Other family member: **34,272** (10%)
 - Acquaintance: **4,409** (1%)
 - Stranger: **357** (<1%)
- Sexual assault
 - Acquaintance: **15,402** (32%)
 - Other family member: **11,143** (23%)
 - Current or former spouse or intimate partner: **10,209** (21%)
 - Stranger: **5,931** (12%)
 - Dating relationship: **5,083** (11%)
- Stalking
 - Current or former spouse or intimate partner: **5,790** (51%)
 - Dating relationship: **2,086** (19%)
 - Acquaintance: **1,964** (17%)
 - Other family member: **944** (8%)
 - Stranger: **473** (4%)

³ Percentages are based on victims/survivors receiving services for whom this information was known.

⁴ Some victims/survivors may identify as more than one race/ethnicity, so the total number reported in race/ethnicity may be higher than the total number of victims/survivors served.

⁵ Because victims/survivors may be represented in more than one of these categories, or not at all, the total number reported in this category may be higher or lower than the total number of victims/survivors served.

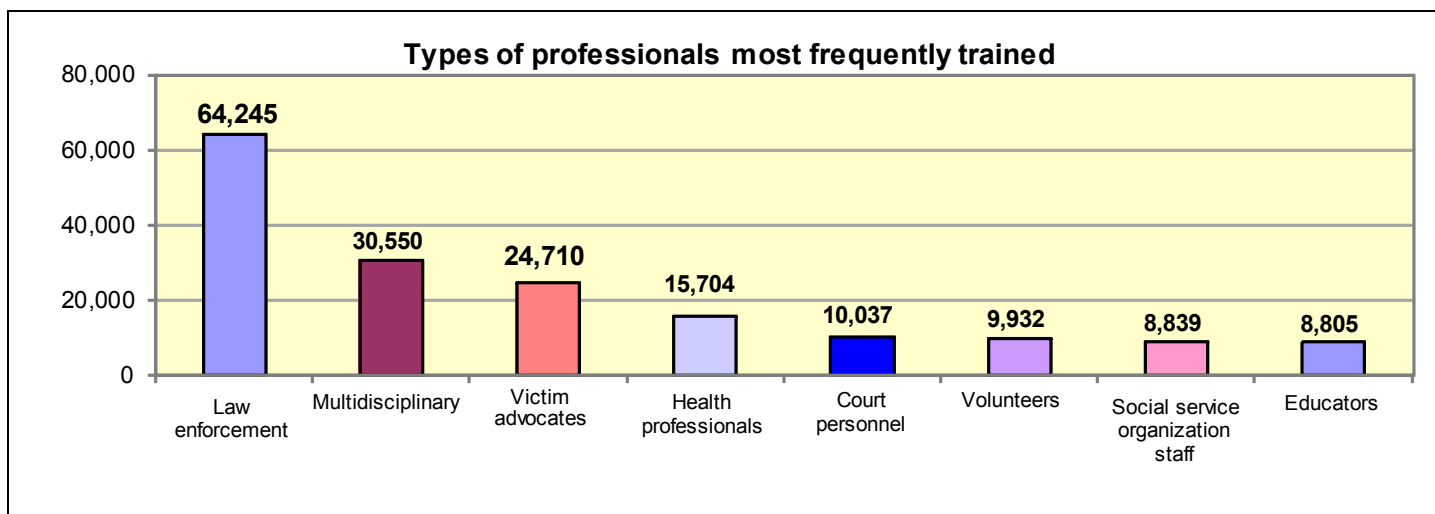
⁶ Victims/survivors may have been abused by more than one offender and/or may have experienced more than one type of victimization, so the total for each victimization category (when unknowns are included) may be higher than the total number of victims/survivors served in each of those categories. Percentages presented here are based on the total number of known relationships in each victimization category.

Training: STOP Program subgrantees trained professionals to improve their response to victims/survivors of sexual assault, domestic violence, dating violence, and stalking and to increase offender accountability.

Number of subgrantees using funds for training: **993** (41% of all subgrantees reporting)

Total number of people trained: **224,938**

Number of training events: **12,041**



Topics on which subgrantees provided training⁷

Training topic	Number of subgrantees training on this topic	Training topic	Number of subgrantees training on this topic
Domestic violence overview, dynamics, and services	740	Dating violence overview, dynamics, and services	482
Advocate response	665	Protection orders (including full faith and credit)	466
Safety planning for victims/survivors	613	Mandatory reporting requirements	459
Law enforcement response	605	Stalking overview, dynamics, and services	458
Sexual assault overview, dynamics, and services	600	Coordinated community response	456
Confidentiality	542	Criminal court procedures	450
Domestic violence statutes/codes	521	Sexual assault statutes/codes	403

⁷ Not all training topics reported by subgrantees are presented here.

Staff: STOP Program-funded staff provided training, victim services, law enforcement activities, prosecution, court services, supervision of offenders, and batterer intervention programs to increase victim safety and offender accountability.

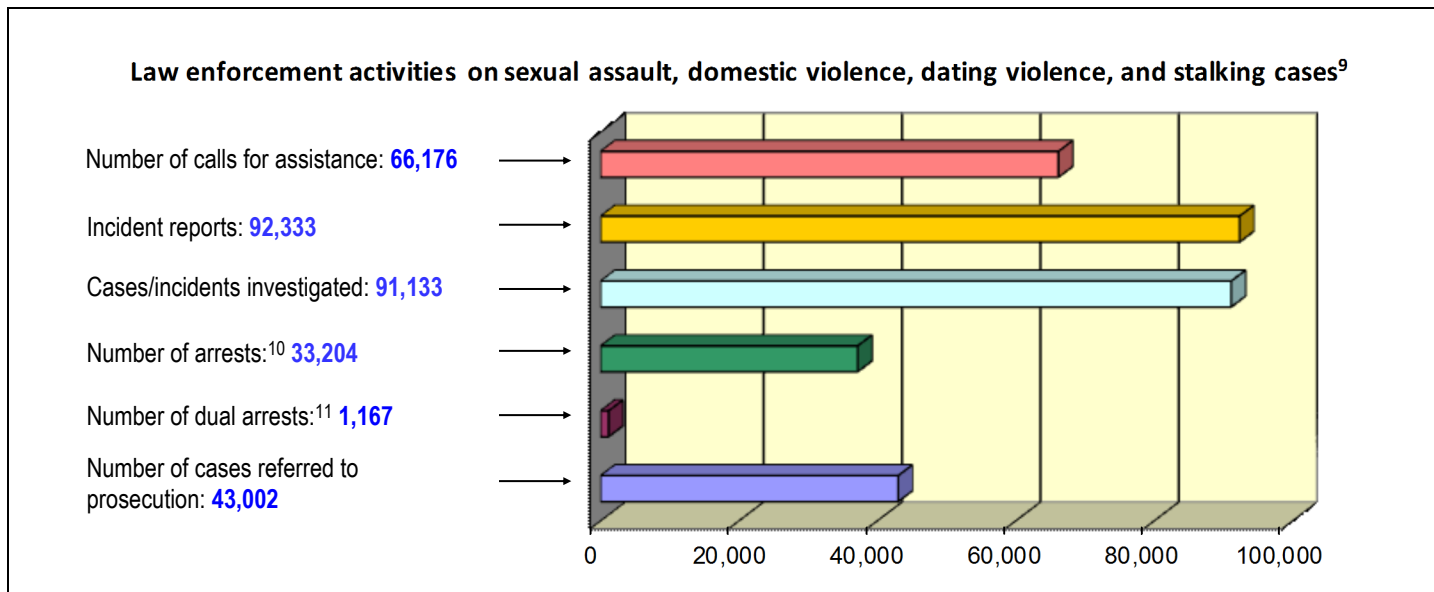
Number of subgrantees using funds for staff: **2,292** (96% of all subgrantees reporting)

Total number of full time equivalent staff funded⁸	2,841
Victim advocate (25% of all staff funded)	715
Victim assistant (11%)	326
Program coordinator (11%)	309
Prosecutor (11%)	300
Law enforcement officer (10%)	274
Counselor (6%)	181
Legal advocate (6%)	158
Support staff (5%)	130
Attorney (3%)	88
Administrator (3%)	87
Trainer (2%)	57
Investigator (2%)	56
Sexual assault nurse examiner/sexual assault forensic examiner (1%)	40
Paralegal (1%)	31
Probation officer/offender monitor (1%)	30
Court personnel (1%)	24
Information technology staff (<1%)	7
Translator/interpreter (<1%)	5

⁸Categories are rounded to the nearest whole number and only categories with at least one full FTE after rounding are included.

Law Enforcement

Number of subgrantees using funds for law enforcement: **331** (14% of all subgrantees reporting)



Prosecution

Number of subgrantees using funds for prosecution: **311** (13% of all subgrantees reporting)

Prosecution of sexual assault, domestic violence, dating violence, and stalking cases

Number of cases received, accepted, declined, or transferred¹²

- **142,792** cases were received
- **105,314** cases were accepted for prosecution
- **27,266** cases were declined
- **4,979** cases were transferred to higher or lower court that was not grant-funded

Number of cases disposed of¹³

92,934

Cases resulting in convictions and deferred adjudications

65,401

70% of all cases disposed of resulted in convictions or deferred adjudications

- 69% of domestic violence/dating violence cases resulted in a conviction or deferred adjudication: 53,668 cases out of 77,863 disposed of
- 78% of sexual assault cases resulted in a conviction or deferred adjudication: 1,593 cases out of 2,044 disposed of
- 78% of stalking cases resulted in a conviction or deferred adjudication: 829 cases out of 1,060 disposed of

⁹ Subgrantees report only on their law enforcement activities that are STOP Program-funded. Not all STOP Program-funded law enforcement activities are included.

¹⁰ All arrests made by law enforcement, except dual arrests.

¹¹ Domestic violence or dating violence incidents in which both parties were arrested.

¹² Cases accepted, declined, or transferred in the current reporting period may have been received by prosecution in a previous reporting period.

¹³ Cases disposed of in the current reporting period may include cases received by prosecution in a previous reporting period.

Courts

Number of subgrantees using funds for courts: **18** (1% of all subgrantees reporting)

Total number of new cases: **6,339**

Total number of cases disposed of: **5,788**

Disposition of cases	
Domestic violence/ dating violence	<p>4,895</p> <ul style="list-style-type: none"> • 3,122 cases resulted in a conviction or deferred adjudication (64%) • 1,615 cases were dismissed (33%) • 158 cases were acquitted (3%)
Sexual assault	<p>13</p> <ul style="list-style-type: none"> • 8 cases resulted in a conviction or deferred adjudication (62%) • 5 cases were dismissed (38%)
Stalking	<p>62</p> <ul style="list-style-type: none"> • 46 cases resulted in a conviction or deferred adjudication (74%) • 16 cases were dismissed (26%)

Dispositions of violations of probation and other court orders

Courts monitor offenders' compliance with court orders. The data reported below reflect the sanctions most frequently imposed for violations that were disposed of during the current reporting period.

Violations of probation and court orders	Dispositions ¹⁴
Protection order (104)	48% (50) had partial or full revocation of probation 32% (33) had no action taken
New criminal behavior (289)	54% (156) had partial or full revocation of probation 31% (90) had conditions added
Failure to attend batterer intervention program (BIP) (715)	38% (272) received verbal/written warning 25% (181) had no action taken
Failure to attend mandated offender treatment (does not include BIP) (25)	64% (16) had conditions added 36% (9) received verbal/written warning
Other conditions of probation or parole (731)	61% (443) had partial or full revocation of probation 26% (189) had conditions added

Judicial monitoring

✦ **10,958** offenders were reviewed and **27,367** individual review hearings were conducted

¹⁴ Only the top two dispositions for each type of violation are presented. Partial or full revocation of probation results in incarceration.

Probation and Parole

Number of subgrantees using funds for probation: **27** (1% of all subgrantees reporting)

Total number of offenders	7,779
----------------------------------	--------------

Dispositions of violations of probation

Probation officers monitor offenders to review progress and compliance with conditions of probation. The data reported below reflect the sanctions most frequently imposed for violations that were disposed of during the current reporting period.

Violations of probation	Dispositions of violations ¹⁵
Protection order (104)	73% (76) had partial or full revocation of probation 12% (12) had no action taken
New criminal behavior (447)	53% (238) had partial or full revocation of probation 36% (159) had no action taken
Failure to attend batterer intervention program (BIP) (454)	46% (210) had partial or full revocation of probation 20% (93) had no action taken
Failure to attend mandated offender treatment program (does not include BIP) (666)	57% (378) received verbal/written warning 25% (164) had a fine
Other conditions of probation or parole (1,032)	40% (414) had partial or full revocation of probation 31% (322) received verbal/written warning

Offender monitoring

- ✦ **2,732** offenders received **24,046** face-to-face monitoring contacts
- ✦ **1,832** offenders received **23,316** telephone monitoring contacts
- ✦ **1,487** offenders received **18,353** unscheduled surveillance contacts

Outreach to victims/survivors

In addition to offender monitoring, probation officers also contact victims/survivors as an additional strategy to increase victim/survivor safety

- ✦ **2,927** victims/survivors received **7,006** contacts

¹⁵ Only the top two dispositions for each type of violation are presented. Partial or full revocation of probation results in incarceration.

Batterer Intervention Program (BIP)

Number of subgrantees using funds for batterer intervention program: 24 (1% of all subgrantees reporting)

Total number of offenders in program: 2,499

Outcomes	Number of offenders
Completed program	614
Terminated from program	377
Returned to program after termination	84
Other	36