

Office on Violence Against Women
Discretionary Grants

STOP Violence Against Indian Women
Discretionary Grant Program

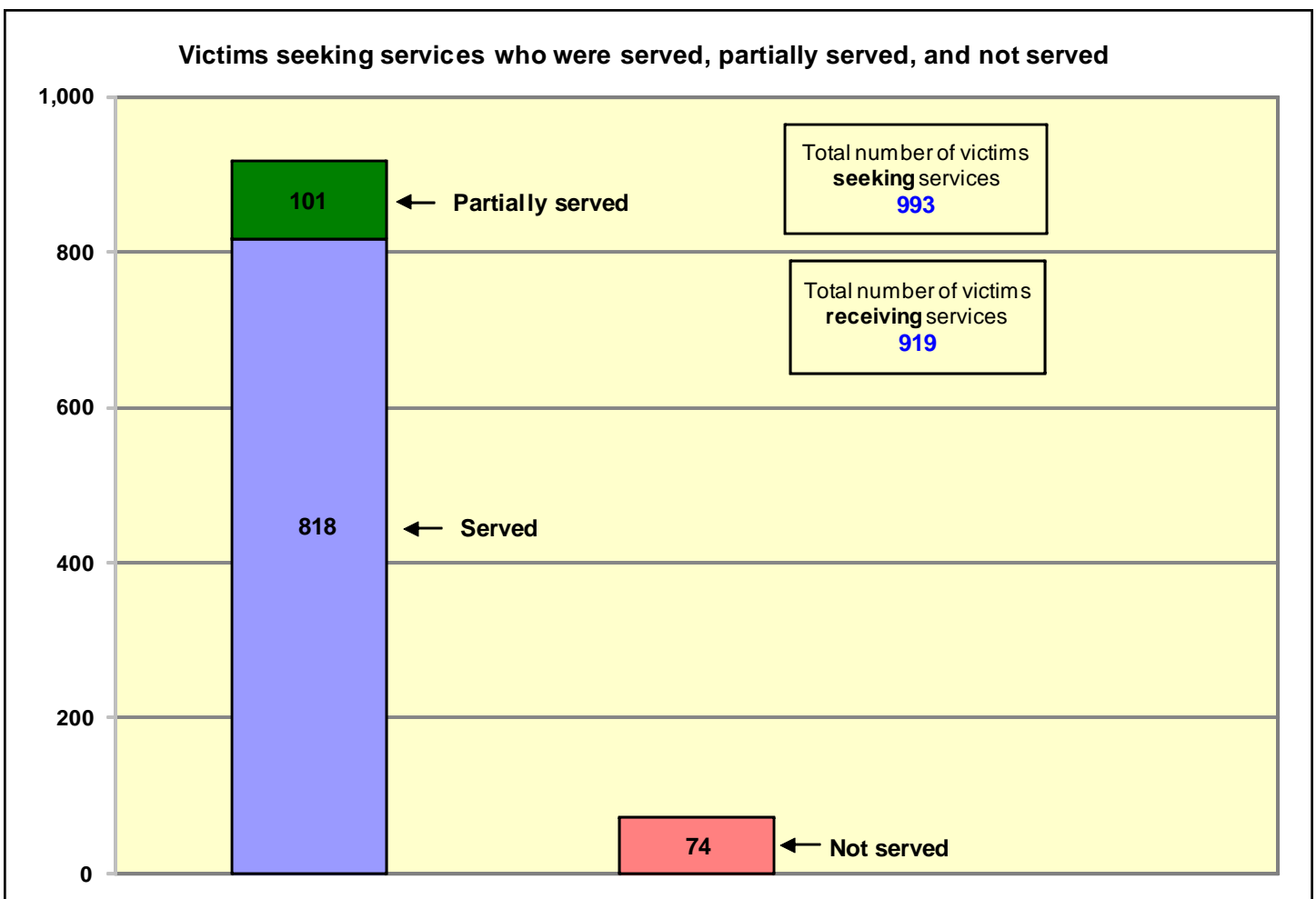
Report Period: July 1-December 31, 2008

The purpose of the STOP (Services, Training, Officers, and Prosecutors) Violence Against Indian Women Discretionary Grant Program (STOP VAIW Program) is to encourage tribal governments to develop and strengthen the tribal justice system's response to violence against Indian women, and to improve the services available to victims of domestic violence, sexual assault, and stalking in Indian country.

Total number of grantees reporting	39
------------------------------------	----

Victim Services: STOP VAIW Program grantees provided services to over **900** victims of domestic violence, sexual assault and stalking to help them become and remain safe from violence.

Total number of grantees using funds for victim services: **34** (87% of all grantees reporting)



Victim services and demographics: STOP VAIW Program grantees provided an array of services to victims of sexual assault, domestic violence, and stalking. These services included victim advocacy (actions designed to help the victim/survivor obtain needed resources or services), crisis intervention, and legal advocacy (assistance navigating the criminal and/or civil legal system). Victims receive safety planning, referrals, and information as needed.

Victims served or partially served by type of victimization:

- Domestic violence: 797 (87% of those receiving services)
- Sexual assault: 91 (10%)
- Stalking: 31 (3%)

Number of victims receiving the following services:

- Victim advocacy: **662** (72% of those receiving services)
- Support group: **530** (58%)
- Hotline calls: **526** (57%)
- Transportation: **479** (52%)
- Crisis intervention: **432** (47%)
- Victim witness notification: **244** (27%)
- Civil legal advocacy: **214** (23%)
- Criminal justice advocacy: **196** (21%)
- Hospital response: **71** (8%)
- Civil legal assistance: **1** (<1%)

Demographic data:

Gender¹

- Female: **861** (94%)
- Male: **58** (6%)

Race/ethnicity^{1,2}

- American Indian and/or Alaska Native: **773** (90%)
- White: **50** (6%)
- Hispanic or Latino: **19** (2%)
- Black or African American: **16** (2%)
- Asian: **2** (<1%)

Other demographics³

- Rural: **403** (44% of victims receiving services)
- Disabilities: **63** (7%)
- Limited English proficiency: **4** (<1%)
- Immigrants/refugees/asylum seekers: **1** (<1%)

Relationship to offender⁴

- Domestic violence
 - Current or former spouse or intimate partner: **677** (78%)
 - Dating: **94** (11%)
 - Other family member: **76** (9%)
 - Acquaintance: **14** (2%)
 - Stranger: **2** (<1%)
- Sexual assault
 - Other family member: **37** (41%)
 - Acquaintance: **19** (21%)
 - Stranger: **18** (20%)
 - Current or former spouse or intimate partner: **16** (18%)
- Stalking
 - Current or former spouse or intimate partner: **24** (73%)
 - Stranger: **4** (12%)
 - Dating: **3** (9%)
 - Acquaintance: **1** (3%)
 - Other family member: **1** (3%)

¹. Percentages are based on victims receiving services for whom this information was known.

². Some victims may identify with more than one race/ethnicity, so the total number reported in race/ethnicity may be higher than the total number of victims served.

³. Because victims may be represented in more than one of these categories, or not at all, the total for this category may be higher or lower than the total number of victims served.

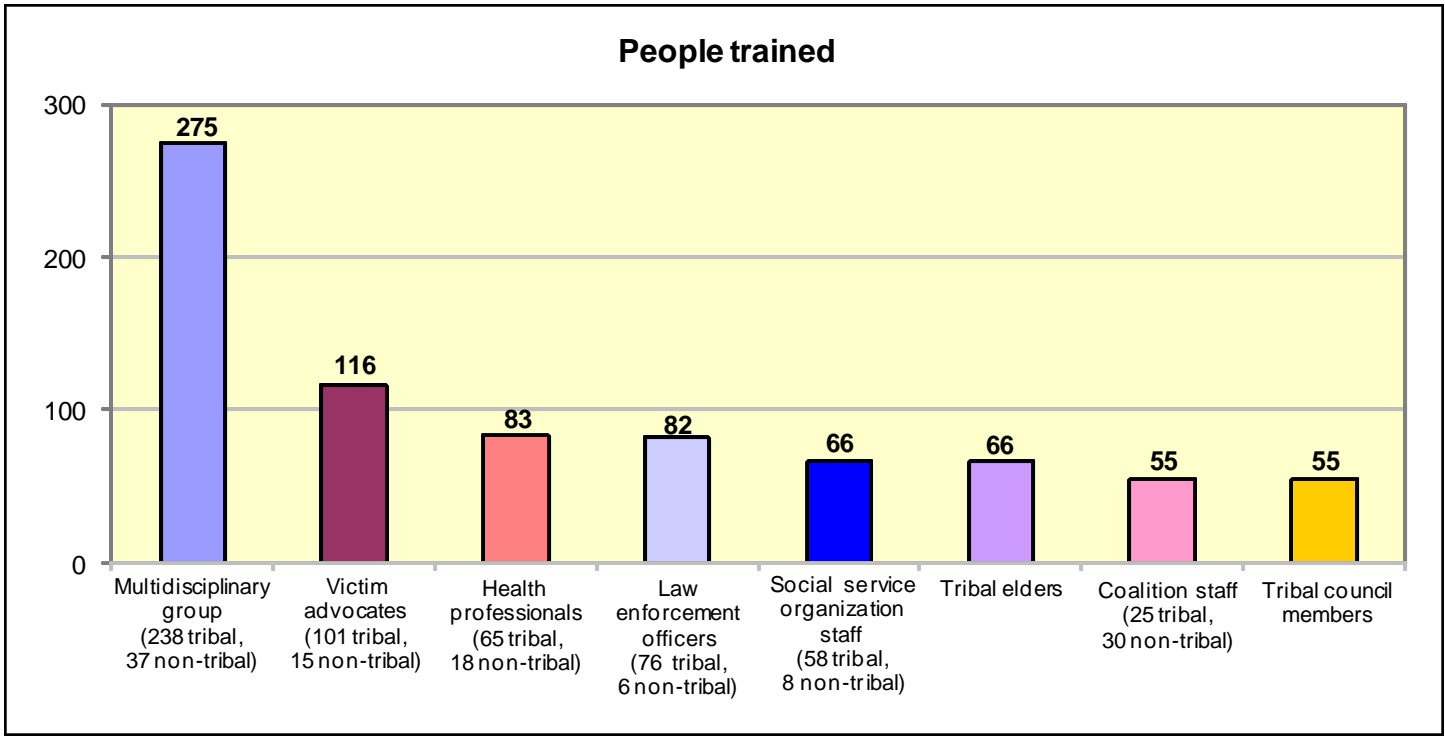
⁴. Victims may have been abused by more than one offender and/or may have experienced more than one type of victimization, so the total for each victimization category may be higher than the total number of victims served in each of those categories. Percentages are based on the total number of known relationships in each victimization category.

Training: STOP VAIW Program grantees train professionals to improve the response to victims of domestic violence, sexual assault, and stalking and to increase offender accountability.

Total number of grantees using funds for training: **21** (54% of all grantees reporting)

Total number of people trained: **1,039** (tribal: **889**, non-tribal: **150**)

Number of training events: **52**



Topics on which professionals were most frequently trained

Training topic	Number of grantees training on this topic	Training topic	Number of grantees training on this topic
Domestic violence overview, dynamics, and services	16	Law enforcement response	11
Issues specific to victims/survivors who live in rural areas	16	Tribal strategies to address sexual assault or domestic violence	11
Advocacy for Native women	14	Dynamics and history of violence against Native American women	10
Cultural issues specific to American Indians	13	Issues specific to victims/survivors who have substance abuse problems	10
Confidentiality	12	Child witnesses	9
Safety planning for victims	12	Protection orders (including full faith and credit)	9
Coordinated community response	12	Sexual assault overview, dynamics, and services	9

Staff: STOP VAIW Program staff provide training, victim services, tribal law enforcement activities, tribal prosecution, court services, supervision of offenders, and batterer intervention programs to increase victim safety and offender accountability.

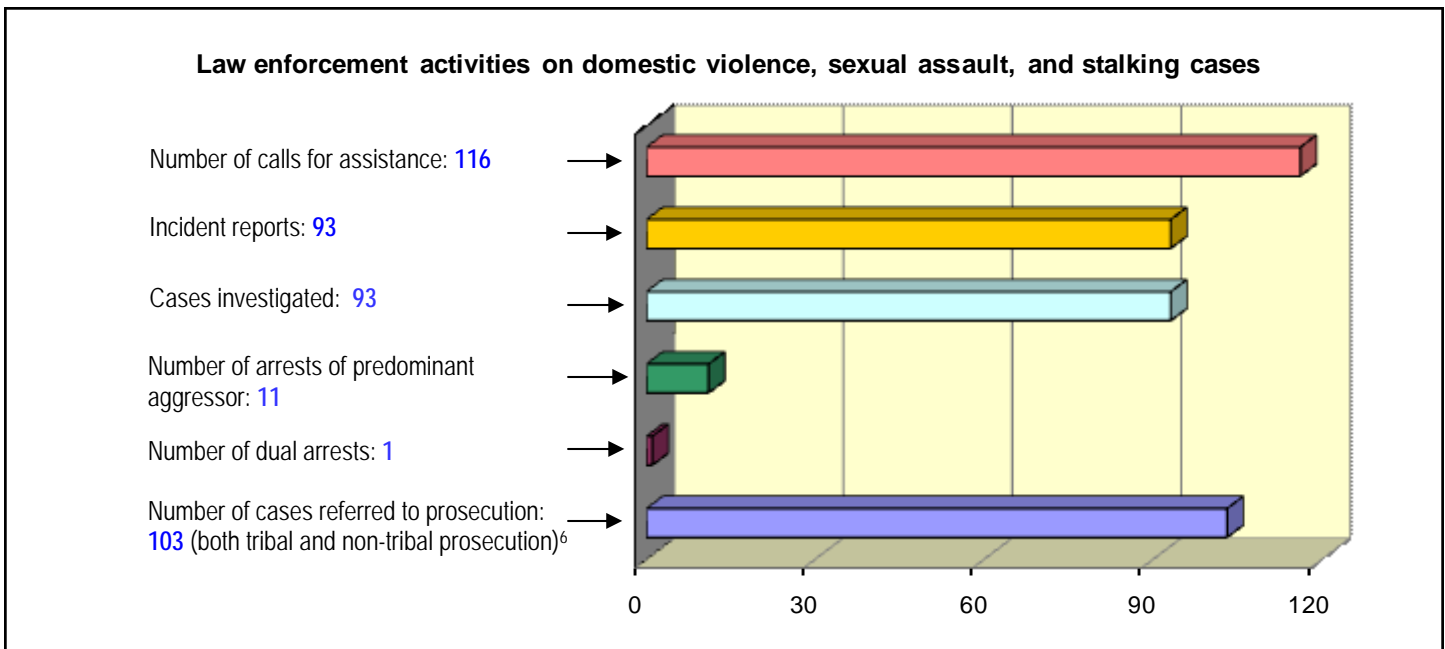
Total number of grantees using funds for staff: **37** (95% of all grantees reporting)

Total number of full time equivalent staff funded⁵	54
Victim advocate (43% of all staff funded)	23
Program coordinator (19%)	10
Administrator (11%)	6
Law enforcement officer (6%)	3
Support staff (6%)	3
Traditional healer (6%)	3
Outreach staff (4%)	2
Counselor (2%)	1
Legal advocate (2%)	1
Probation officer (2%)	1
Prosecutor (2%)	1
Tribal/cultural specialist (2%)	1

⁵. Categories are rounded to the nearest whole number and only categories with at least one full FTE after rounding are included.

Law Enforcement

Number of grantees using funds for law enforcement: **3** (8% of all grantees reporting)



Prosecution

NOTE: The percentage of charges resulting in convictions reported here is not a conviction rate (which is based on persons convicted), but reflects the percentage of charges—not offenders—disposed of by a conviction.

Number of grantees using funds for prosecution: **2** (5% of all grantees reporting)

Prosecution of domestic violence, sexual assault, and stalking charges

Total number of charges filed	106 <ul style="list-style-type: none"> • 75% were domestic violence charges • 19% were violations of court orders • 5% were sexual assault charges • 1% was stalking charge
Number of charges disposed of	34 <ul style="list-style-type: none"> • 32% of all new and pending charges were disposed of
Charges resulting in convictions and deferred adjudications	26 <p>76% of all charges disposed of resulted in convictions or deferred adjudications</p> <ul style="list-style-type: none"> • 75% of domestic violence charges resulted in a conviction or deferred adjudication: 21 charges out of 28 disposed of • 100% of violation of probation charges resulted in a conviction or deferred adjudication: 3 charges out of 3 disposed of • 100% of violation of protection order charges resulted in a conviction or deferred adjudication: 2 charges out of 2 disposed of

⁶. There were 88 cases referred to tribal prosecutors; 10 to local or state law enforcement or prosecutors; and 5 to federal law enforcement or prosecutors.

Probation

Number of grantees using funds for probation: **1** (3% of all grantees reporting)

Total number of cases

13

Dispositions of violations of probation

Probation officers monitor offenders to review progress and compliance with court orders. The data reported below reflects the consequences imposed for violations that were disposed of during the current report period.

Violations of probation	Dispositions of violations
Protection order (4)	50% (2) had partial revocation of probation 50% (2) had probation revoked/incarcerated
New criminal behavior (4)	50% (2) had partial revocation of probation 50% (2) had probation revoked/incarcerated
Failure to attend mandated offender treatment program (12)	58% (7) had partial revocation of probation 42% (5) had probation revoked/incarcerated
Other condition (8)	50% (4) had partial revocation of probation 50% (4) had probation revoked/incarcerated

Offender monitoring

- ✦ **10** offenders received **10** face-to-face monitoring contacts
- ✦ **2** offenders received **2** telephone monitoring contacts
- ✦ **1** offender received **1** unscheduled surveillance contact

In addition to offender monitoring, probation officers also contact victims as an additional strategy to increase victim safety

- ✦ **1** victim received **1** contact