

Office on Violence Against Women
Discretionary Grants

STOP Violence Against Indian Women
Discretionary Grant Program

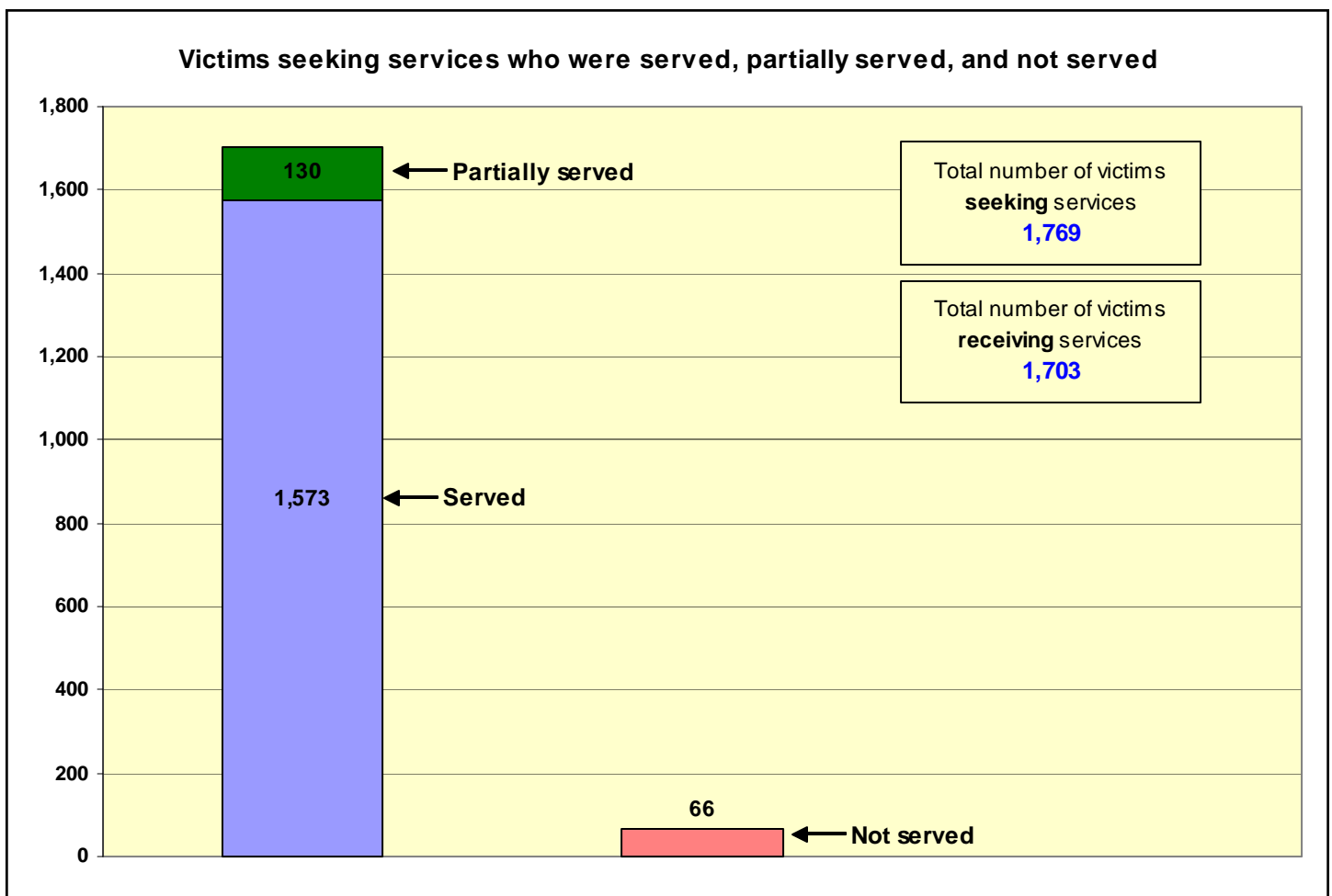
Report Period: January 1–June 30, 2008

The purpose of the STOP (Services, Training, Officers, and Prosecutors) Violence Against Indian Women Discretionary Grant Program (STOP VAIW Program) is to encourage tribal governments to develop and strengthen the tribal justice system's response to violence against Indian women, and to improve the services available to victims of domestic violence, sexual assault, and stalking in Indian country.

Total number of grantees reporting	45
------------------------------------	----

Victim Services: STOP VAIW Program grantees provided services to over **1,700** victims of domestic violence, sexual assault and stalking to help them become and remain safe from violence.

Total number of grantees using funds for victim services: **40** (89% of all grantees)



Victim services and demographics: STOP VAIW Program grantees provided an array of services to victims of sexual assault, domestic violence, and stalking. These services included victim advocacy (actions designed to help the victim/survivor obtain needed resources or services), crisis intervention, and legal advocacy (assistance navigating the criminal and/or civil legal system). Victims receive safety planning, referrals, and information as needed.

Victims served or partially served by type of victimization:

- Domestic violence: 1,423 (84% of those receiving services)
- Sexual assault: 212 (12%)
- Stalking: 68 (4%)

Number of victims receiving the following services:

- Victim advocacy: **1,281** (75% of those receiving services)
- Hotline calls: **1,084** (64%)
- Support group: **1,050** (62%)
- Crisis intervention: **945** (55%)
- Transportation: **803** (47%)
- Civil legal advocacy: **521** (31%)
- Criminal justice advocacy: **447** (26%)
- Victim witness notification: **389** (23%)
- Hospital response: **73** (4%)
- Civil legal assistance: **26** (2%)

Demographic data:

Gender¹

- Female: **1,559** (93%)
- Male: **111** (7%)

Race/ethnicity^{1,2}

- American Indian and/or Alaska Native: **1,465** (92%)
- White: **111** (7%)
- Hispanic or Latino: **29** (2%)
- Black or African American: **12** (1%)
- Native Hawaiian or other Pacific Islander: **3** (<1%)

Other demographics³

- Rural: **920** (54% of victims receiving services)
- Disabilities: **86** (5%)
- Limited English proficiency: **10** (1%)
- Immigrants/refugees/asylum seekers: **3** (<1%)

Relationship to offender⁴

- Domestic violence
 - Current or former spouse or intimate partner: **1,174** (81%)
 - Other family member: **167** (12%)
 - Dating: **84** (6%)
 - Acquaintance: **16** (1%)
 - Stranger: **6** (<1%)
- Sexual assault
 - Current or former spouse or intimate partner: **93** (43%)
 - Other family member: **51** (24%)
 - Acquaintance: **29** (14%)
 - Dating: **22** (10%)
 - Stranger: **19** (9%)
- Stalking
 - Current or former spouse or intimate partner: **30** (38%)
 - Stranger: **18** (23%)
 - Acquaintance: **17** (22%)
 - Dating: **8** (10%)
 - Other family member: **5** (6%)

¹. Percentages are based on victims receiving services for whom this information was known.

². Some victims may identify with more than one race/ethnicity, so the total number reported in race/ethnicity may be higher than the total number of victims served.

³. Because victims may be represented in more than one of these categories, or not at all, the total for this category may be higher or lower than the total number of victims served.

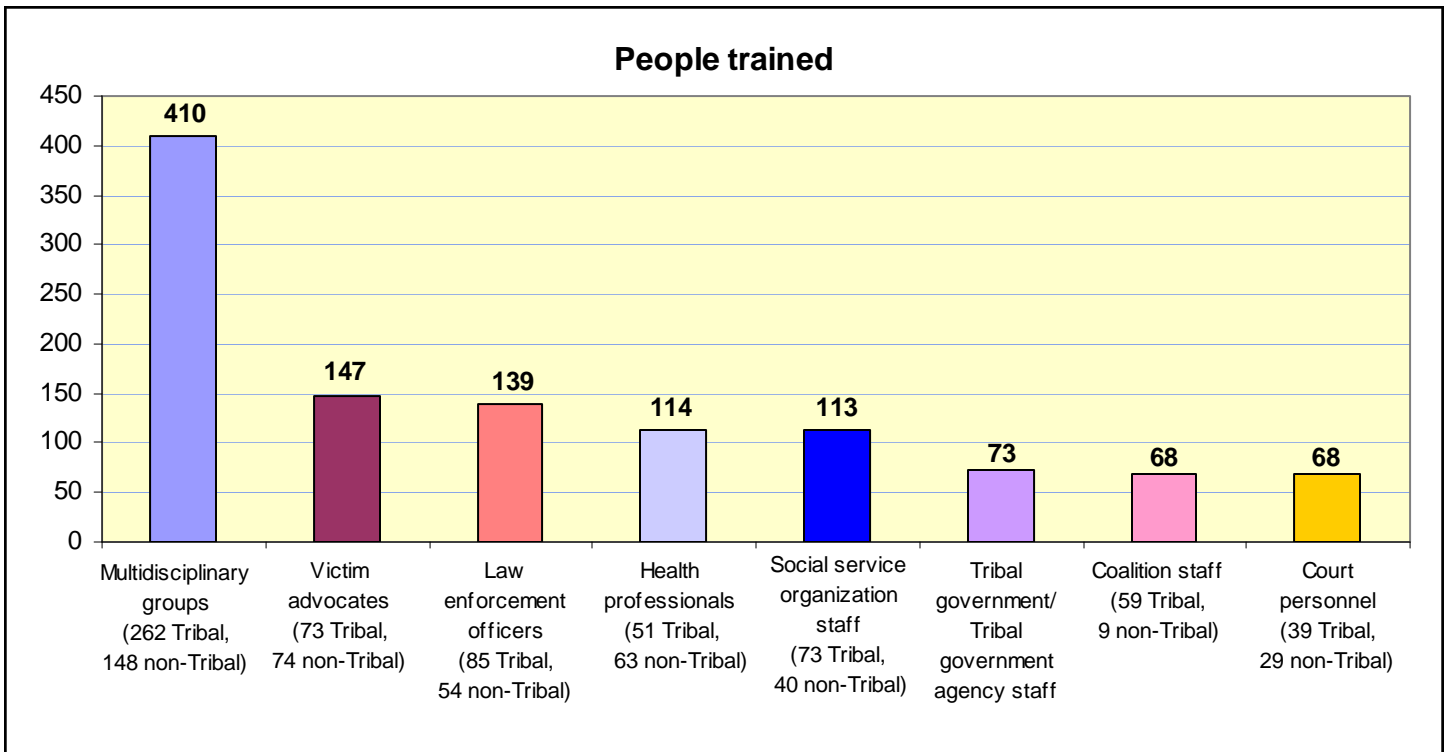
⁴. Victims may have been abused by more than one offender and/or may have experienced more than one type of victimization, so the total for each victimization category may be higher than the total number of victims served in each of those categories. Percentages are based on the total number of known relationships in each victimization category.

Training: STOP VAIW Program grantees train professionals to improve the response to victims of domestic violence, sexual assault, and stalking and to increase offender accountability.

Total number of grantees using funds for training: **27** (60% of all grantees)

Total number of people trained: **1,648** (tribal: **1,051**, non-tribal: **597**)

Number of training events: **90**



Topics on which professionals were most frequently trained

Training topic	Number of grantees training on this topic	Training topic	Number of grantees training on this topic
Domestic violence overview, dynamics, and services	24	Dynamics and history of violence against Native American women	16
Cultural issues specific to American Indians	22	Law enforcement response	16
Advocacy for Native women	19	Dating violence overview, dynamics, and services	15
Issues specific to victims/survivors who live in rural areas	18	Domestic violence statutes/codes	15
Confidentiality	17	Mandatory reporting requirements	15
Sexual assault overview, dynamics, and services	17	Stalking overview, dynamics, and services	15

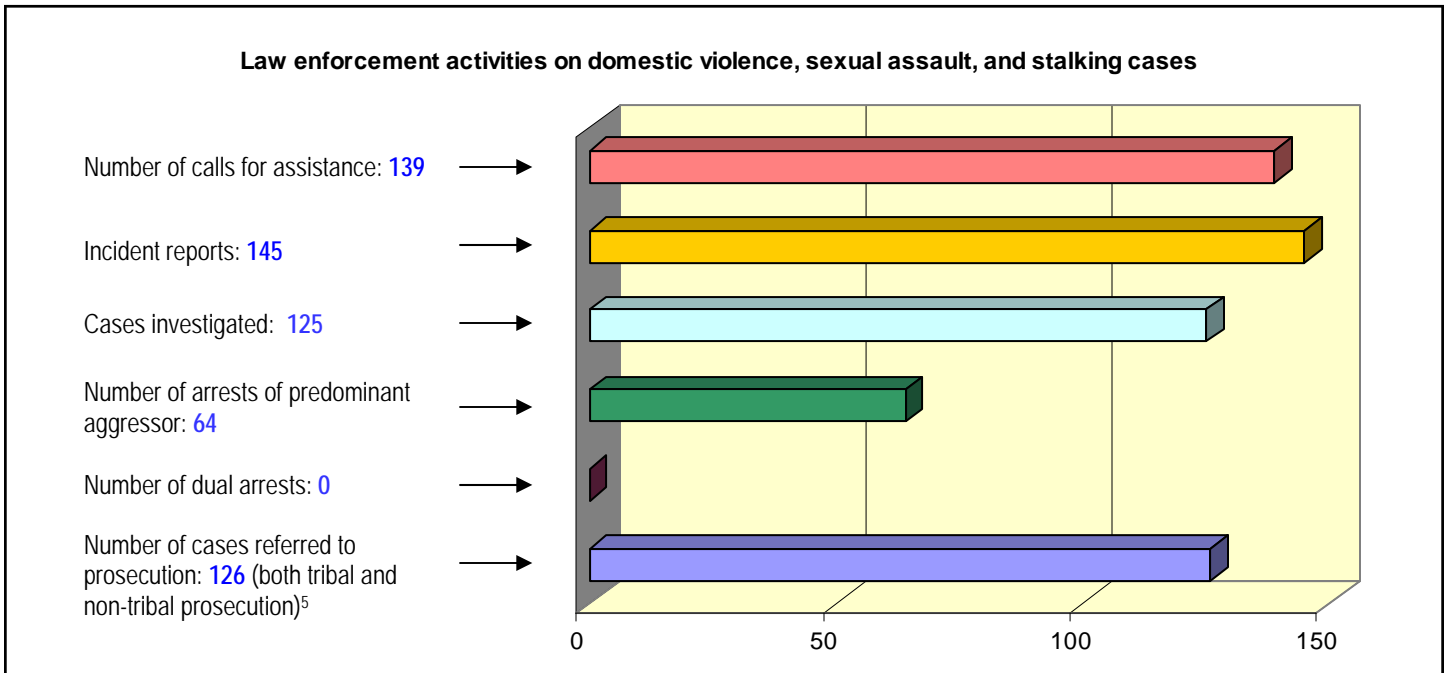
Staff: STOP VAIW Program staff provide training, victim services, tribal law enforcement activities, tribal prosecution, court services, supervision of offenders, and batterer intervention programs to increase victim safety and offender accountability.

Total number of grantees using funds for staff: **41** (91% of all grantees)

Total number of full time equivalent staff funded	72
Victim advocate (38% of all staff funded)	27
Program coordinator (24%)	17
Law enforcement officer (8%)	6
Administrator (7%)	5
Support staff (6%)	4
Counselor (4%)	3
Outreach staff (3%)	2
Probation officer (3%)	2
Prosecutor (3%)	2
Batterer Intervention Program staff (1%)	1
Legal advocate (1%)	1
Trainer (1%)	1
Victim-witness specialist (1%)	1

Law Enforcement

Number of grantees using funds for law enforcement: **6** (13% of all grantees)



Prosecution

NOTE: The percentage of charges resulting in convictions reported here is not a conviction rate (which is based on persons convicted), but reflects the percentage of charges—not offenders—disposed of by a conviction.

Number of grantees using funds for prosecution: **3** (7% of all grantees)

Prosecution of domestic violence, sexual assault, and stalking charges

Total number of charges filed	201 <ul style="list-style-type: none"> • 75% were domestic violence charges • 12% were stalking charges • 8% were violations of court orders • 4% were sexual assault charges
Number of charges disposed of	115 <ul style="list-style-type: none"> • 57% of all new and pending charges were disposed of
Charges resulting in convictions and deferred adjudications	73 <p>63% of all charges disposed of resulted in convictions or deferred adjudications</p> <ul style="list-style-type: none"> • 63% of domestic violence charges resulted in a conviction or deferred adjudication: 52 charges out of 83 disposed of • 44% of sexual assault charges resulted in a conviction or deferred adjudication: 4 charges out of 9 disposed of • 86% of stalking charges resulted in a conviction or deferred adjudication: 6 charge out of 7 disposed of

⁵. There were 89 cases referred to tribal prosecutors; 26 to local or state law enforcement or prosecutors; and 11 to federal law enforcement or prosecutors.

Probation

Number of grantees using funds for probation: **2** (4% of all grantees)

Total number of cases

109

Dispositions of violations of probation

Probation officers monitor offenders to review progress and compliance with court orders. The data reported below reflects the consequences imposed for violations that were disposed of during the current report period.

Violations of probation	Dispositions of violations
Protection orders (5)	80% (4) had partial or full revocation of probation 20% (1) had no action taken
New criminal behavior (11)	100% (11) had partial or full revocation of probation
Failure to attend mandated offender treatment program (29)	100% (29) had partial or full revocation of probation
Other condition (2)	100% (2) had partial or full revocation of probation

Offender monitoring

- ✦ **68** offenders received **121** face-to-face monitoring contacts
- ✦ **40** offenders received **40** telephone monitoring contacts
- ✦ **25** offenders received **25** unscheduled surveillance contacts

In addition to offender monitoring, probation officers also contact victims as an additional strategy to increase victim safety

- ✦ **1** victim received **1** contact