

Office on Violence Against Women
Discretionary Grants

STOP Violence Against Indian Women
Discretionary Grant Program

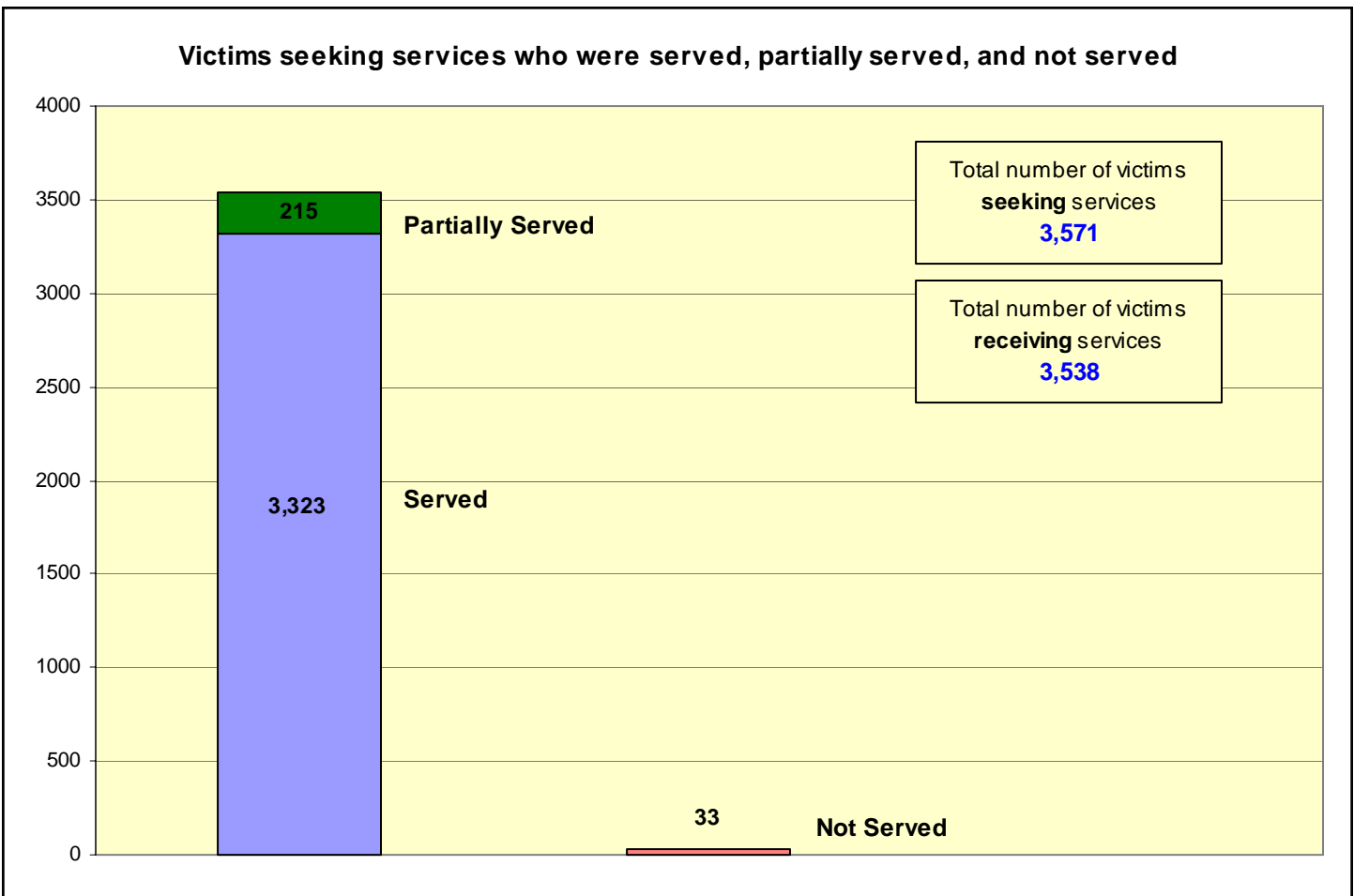
Report Period: January 1-June 30, 2007

The purpose of the STOP (Services, Training, Officers, and Prosecutors) Violence Against Indian Women Discretionary Grant Program (STOP VAIW Program) is to encourage tribal governments to develop and strengthen the tribal justice system's response to violence against Indian women, and to improve the services available to victims of domestic violence, sexual assault, and stalking in Indian country.

Total number of grantees reporting	69
------------------------------------	----

Victim Services: STOP VAIW Program grantees provided services to over **3,500** victims of domestic violence, sexual assault and stalking to help them become and remain safe from violence.

Total number of grantees using funds for victim services: **57** (83% of all grantees)



Victim services and demographics: STOP VAIW Program grantees provided an array of services to victims of sexual assault, domestic violence, and stalking. These services included victim advocacy (actions designed to help the victim/survivor obtain needed resources or services), crisis intervention, and legal advocacy (assistance navigating the criminal and/or civil legal system). Victims receive safety planning, referrals, and information as needed.

Victims served or partially served by type of victimization:

- Domestic violence: 3,142 (89% of those receiving services)
- Sexual assault: 288 (8%)
- Stalking: 108 (3%)

Number of victims receiving the following services:

Victim advocacy: **2,296** (65% of those receiving services)
 Hotline calls: **2,073** (59%)
 Crisis intervention: **2,052** (58%)
 Support group: **1,483** (42%)
 Transportation: **1,437** (41%)
 Civil legal advocacy: **942** (27%)
 Victim witness notification: **867** (25%)
 Criminal justice advocacy: **744** (21%)
 Civil legal assistance: **324** (9%)
 Hospital response: **197** (6%)

Demographic data:

Gender¹

- Female: **3,234** (92%)
- Male: **277** (8%)

Race/Ethnicity^{1,2}

- American Indian/Alaska Native: **2,844** (84%)
- White: **429** (13%)

Other Demographics

- Rural: **2,523** (71% of victims receiving services)
- Disabilities: **233** (7%)

Relationship to Offender³

- Domestic violence
 - Current or former spouse or intimate partner: **2,198** (71%)
 - Other family member: **488** (16%)
 - Dating: **282** (9%)
 - Acquaintance: **120** (4%)
 - Stranger: **7** (<1%)
- Sexual assault
 - Current or former spouse or intimate partner: **105** (37%)
 - Other family member: **78** (27%)
 - Acquaintance: **44** (15%)
 - Dating: **39** (14%)
 - Stranger: **19** (7%)
- Stalking
 - Current or former spouse or intimate partner: **75** (68%)
 - Dating: **18** (16%)
 - Acquaintance: **9** (8%)
 - Other family member: **7** (6%)
 - Stranger: **1** (1%)

1. Percentages are based on victims receiving services for whom this information was known.

2. Because victims may identify as more than one race/ethnicity, data reported may exceed the total number of victims served.

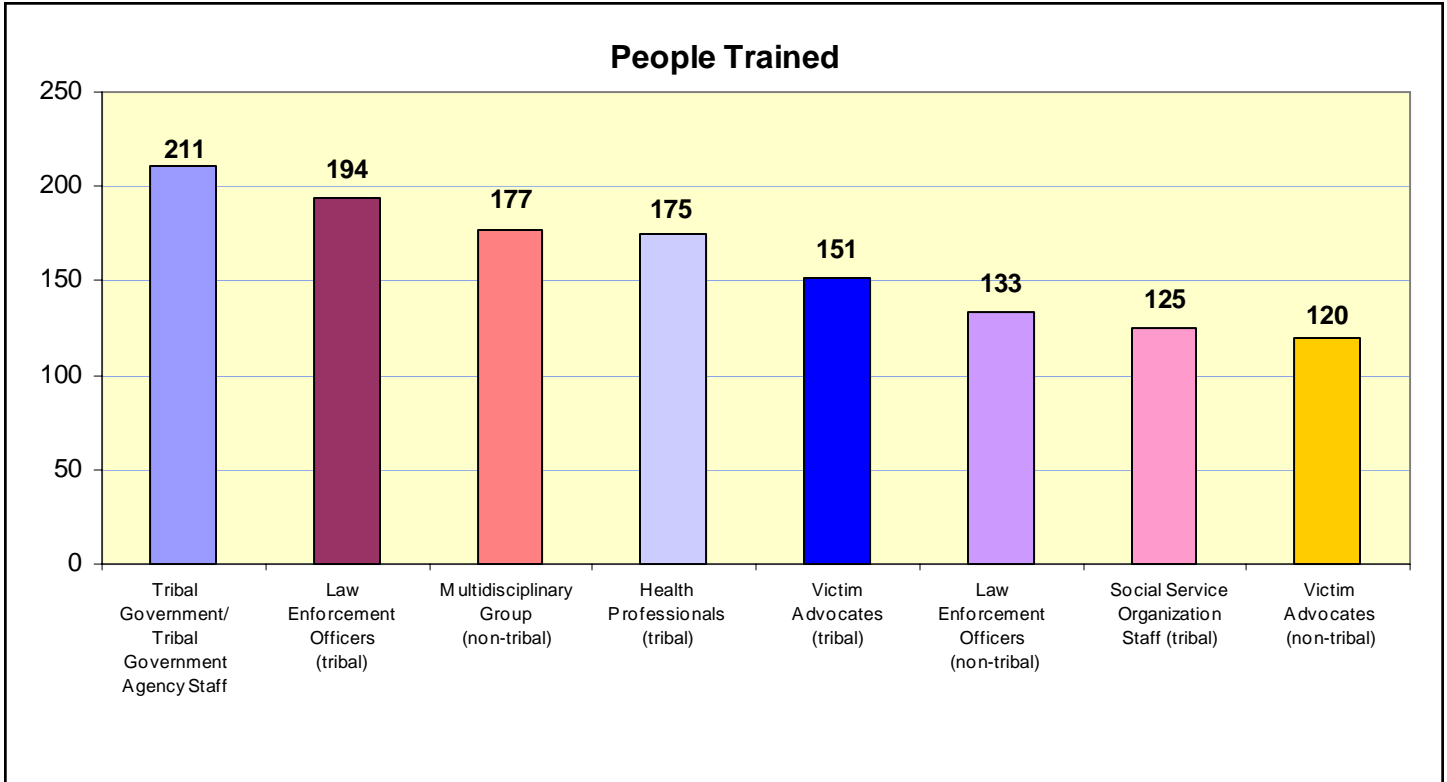
3. Victims may have been abused by more than one offender and/or may have experienced more than one type of victimization, so the total for each victimization category may be higher than the total number of victims served in each of those categories. Percentages are based on the total number of known relationships in each victimization category.

Training: STOP VAIW Program grantees train professionals to improve the response to victims of domestic violence, sexual assault, and stalking and to increase offender accountability.

Total number of grantees using funds for training: **45** (65% of all grantees)

Total number of people trained: **2,439** (tribal: **1,538**, non-tribal: **901**)

Number of training events: **146**



Topics on which professionals were most frequently trained

Training Topic	Number of grantees training on this topic	Training Topic	Number of grantees training on this topic
Issues specific to victims/survivors who live in rural areas	37	Confidentiality	27
Advocacy for Native women	33	Cultural issues specific to American Indians	27
Domestic violence overview, dynamics, and services	33	Sexual assault overview, dynamics, and services	27
Safety planning for victims	30	Dynamics and history of violence against Native American women	26

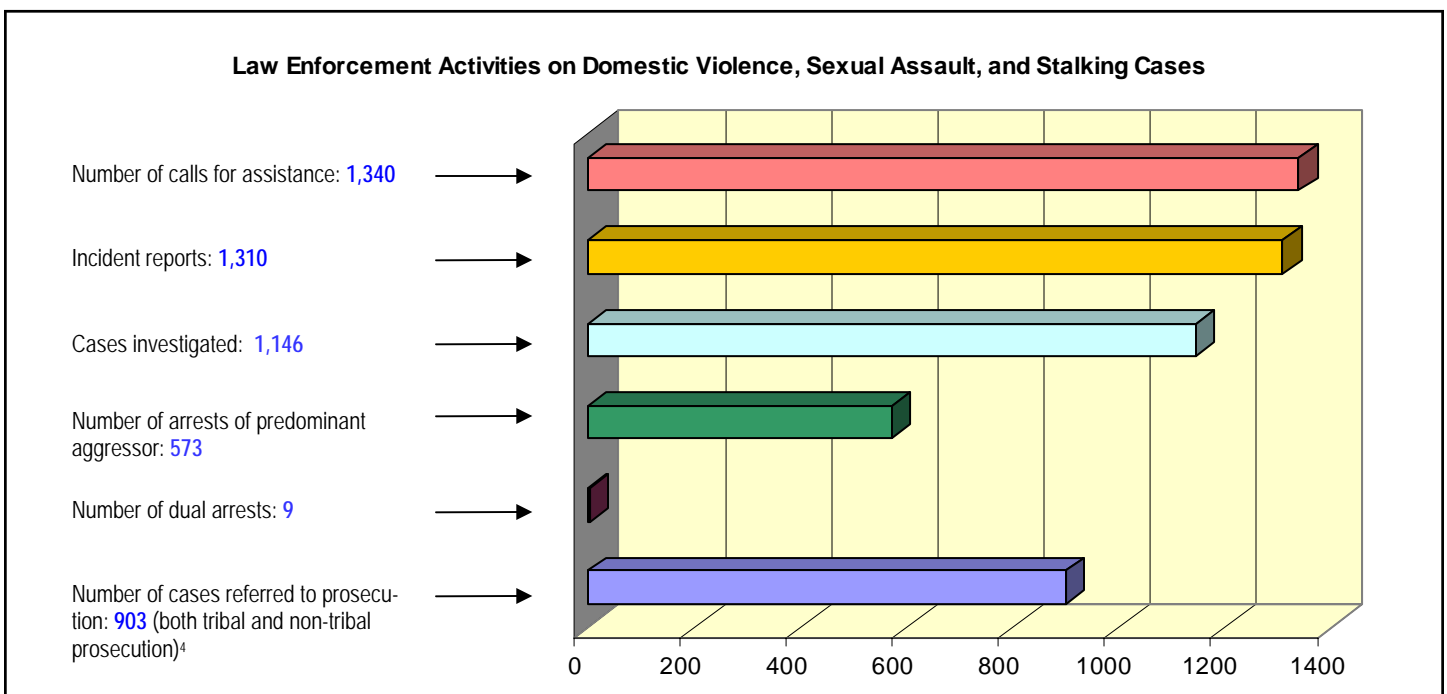
Staff: STOP VAIW Program staff provide training, victim services, tribal law enforcement activities, tribal prosecution, court services, supervision of offenders, and batterer intervention programs to increase victim safety and offender accountability.

Total number of grantees using funds for staff: **64** (93% of all grantees)

Total Number of full time equivalent staff funded	116
Victim Advocates (31% of all staff funded)	36
Program Coordinators (16%)	19
Administrators (9%)	11
Law Enforcement Officers (9%)	11
Support Staff (9%)	11
Batterer Intervention Program Staff (4%)	5
Counselors (3%)	4
Probation Officers (3%)	4
Court Personnel (3%)	3

Law Enforcement

Number of grantees using funds for law enforcement: **12** (17% of all grantees)



⁴. There were 757 cases referred to tribal prosecutors; 91 to local or state law enforcement or prosecutors; and 55 to federal law enforcement or prosecutors.

Prosecution

NOTE: The percentage of charges resulting in convictions reported here is not a conviction rate (which is based on persons convicted), but reflects the percentage of charges—not offenders—disposed of by a conviction.

Number of grantees using funds for prosecution: **5** (7% of all grantees)

Prosecution of Domestic Violence, Sexual Assault, and Stalking Charges

Total number of charges filed	712 <ul style="list-style-type: none"> 81% were domestic violence charges 8% were sexual assault charges 10% were violations of court orders 1% were stalking charges
Number of charges disposed of	255 <ul style="list-style-type: none"> 36% of all new and pending charges were disposed of
Charges resulting in convictions and deferred adjudications	108 42% of all charges disposed of resulted in convictions or deferred adjudications <ul style="list-style-type: none"> 49% of domestic violence charges resulted in a conviction or deferred adjudication: 87 charges out of 178 disposed of 38% of sexual assault charges resulted in a conviction or deferred adjudication: 5 charges out of 13 disposed of 0% of stalking charges resulted in a conviction or deferred adjudication: 0 charge out of 0 disposed of

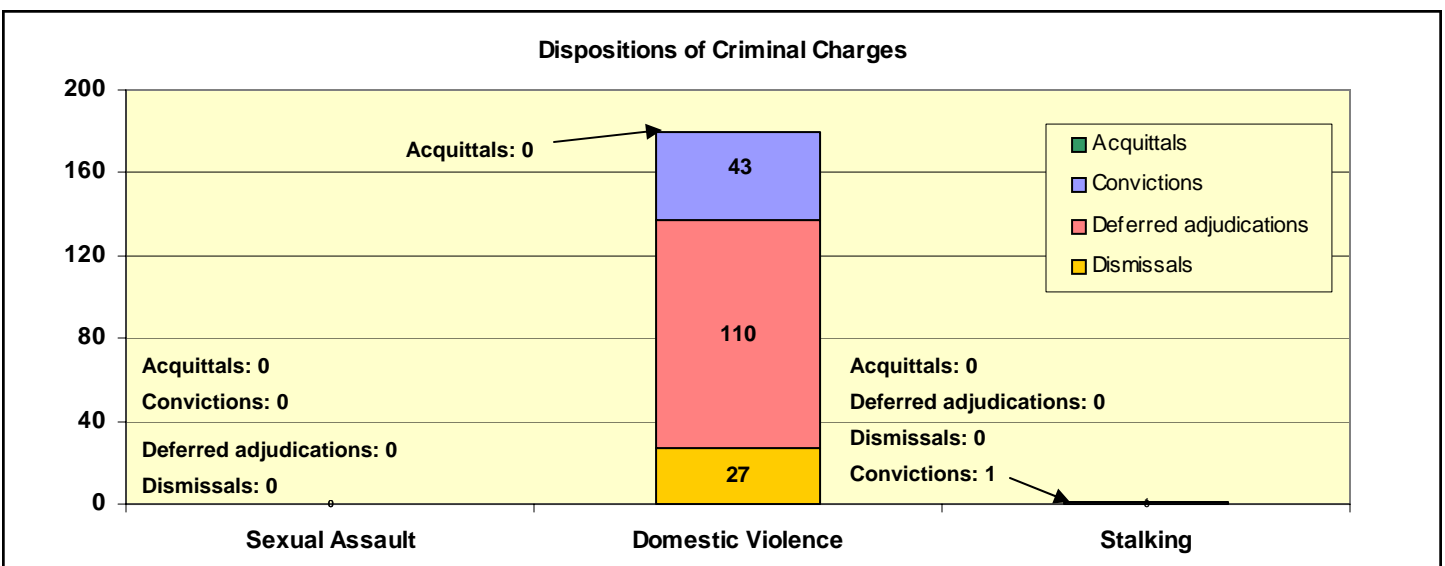
Courts

NOTE: The percentage of charges resulting in convictions reported here is not a conviction rate (which is based on persons convicted), but reflects the percentage of charges—not offenders—which were disposed of by a conviction.

Number of grantees using funds for courts: **2** (3% of all grantees)

Total number of charges: **345**

Total number of charges disposed of: **183** (53% of all charges)



Probation

Number of grantees using funds for probation: **4** (6% of all grantees)

Total number of cases	170
------------------------------	------------

Dispositions of Violations of Probation

Probation officers monitor offenders to review progress and compliance with court orders. The data reported below reflects the consequences imposed for violations that were disposed of during the current report period.

Violations of probation	Dispositions of violations
Protection Orders (10)	40% (4) received verbal/written warning 30% (3) had conditions added 30% (3) had partial or full revocation of probation
New Criminal Behavior (124)	29% (36) had conditions added 26% (32) received fine 24% (30) received verbal/written warning 19% (23) had partial or full revocation of probation 2% (3) had no action taken
Failure to attend mandated offender treatment program (133)	38% (50) received verbal/written warning 24% (32) had partial or full revocation of probation 20% (26) had conditions added 19% (25) received fine
Other condition of probation or parole (49)	69% (34) received verbal/written warning 29% (14) had conditions added 2% (1) had partial or full revocation of probation

Offender Monitoring

- ◆ **242** Offenders received **582** face-to-face monitoring contacts
- ◆ **136** Offenders received **276** telephone monitoring contacts
- ◆ **55** Offenders received **102** unscheduled surveillance contacts

In addition to offender monitoring, probation officers also contact victims as an additional strategy to increase victim safety

- ◆ **11** Victims received **128** contacts