

Office on Violence Against Women  
Discretionary Grants

STOP Violence Against Indian Women  
Discretionary Grant Program

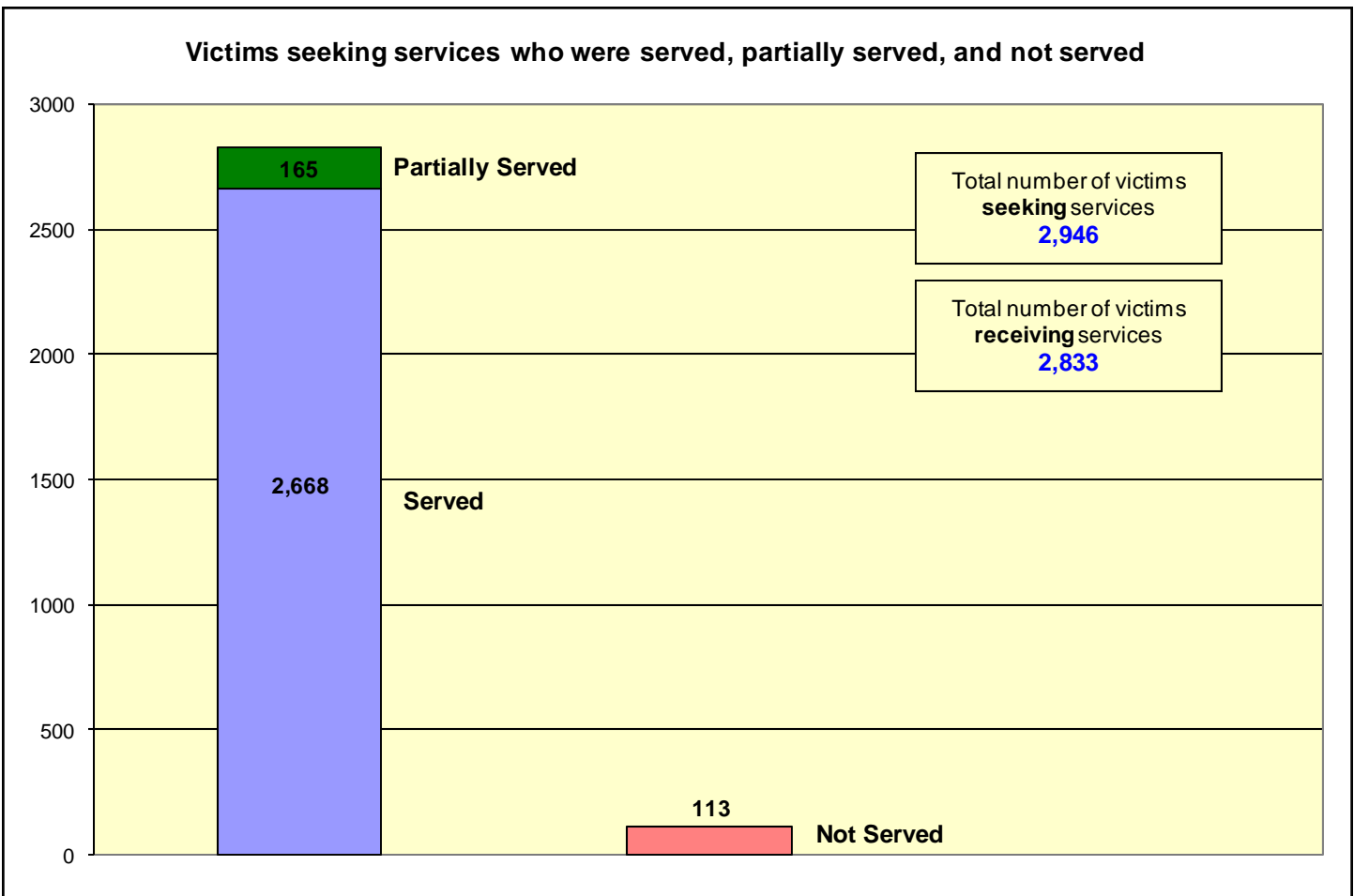
Report Period: January 1-June 30, 2006

The purpose of the STOP (Services, Training, Officers, and Prosecutors) Violence Against Indian Women Discretionary Grant Program (STOP VAIW Program) is to encourage tribal governments to develop and strengthen the tribal justice system's response to violence against Indian women, and to improve the services available to victims of domestic violence, sexual assault, and stalking in Indian country.

Total number of grantees reporting	63
------------------------------------	----

**Victim Services:** STOP VAIW Program grantees provided services to nearly **3,000** victims of domestic violence, sexual assault and stalking to help them become and remain safe from violence.

Total number of grantees using funds for victim services: **49** (78% of all grantees)



**Victim services and demographics:** STOP VAIW Program grantees provided an array of services to victims of sexual assault, domestic violence, and stalking. These services included victim advocacy (actions designed to help the victim/survivor obtain needed resources or services), crisis intervention, and legal advocacy (assistance navigating the criminal and/or civil legal system). Victims receive safety planning, referrals, and information as needed.

**Victims served or partially served by type of victimization:**

- Domestic violence: **2,563** (90% of those receiving services)
- Sexual assault: **210** (7%)
- Stalking: **60** (2%)

**Number of victims receiving the following services:**

- Victim advocacy: **2,075** (73% of those receiving services)
- Hotline calls: **1,521** (54%)
- Crisis intervention: **1,482** (52%)
- Transportation: **1,234** (44%)
- Support group: **1,198** (42%)
- Civil legal advocacy: **848** (30%)
- Criminal justice advocacy: **850** (30%)
- Victim witness notification: **762** (27%)
- Civil legal assistance: **181** (6%)
- Hospital response: **120** (4%)

**Demographic data:**

**Gender<sup>1</sup>**

- Female: **2,473** (87%)
- Male: **357** (13%)

**Race/Ethnicity<sup>1,2</sup>**

- American Indian/Alaska Native: **2,589** (92%)
- White: **180** (6%)

**Other Demographics**

- Rural: **1,824** (64% of victims receiving services)
- Disabilities: **149** (5%)

**Relationship to Offender<sup>3</sup>**

- Domestic violence
  - Current or former spouse/intimate partner: **1,864** (71%)
  - Other family member: **475** (18%)
  - Dating relationship: **154** (6%)
  - Acquaintance: **117** (4%)
  - Stranger: **7** (<1%)
- Sexual assault
  - Current or former spouse/intimate partner: **74** (30%)
  - Other family member: **72** (29%)
  - Acquaintance: **54** (22%)
  - Dating relationship: **32** (13%)
  - Stranger: **15** (6%)
- Stalking
  - Current or former spouse/intimate partner: **46** (67%)
  - Acquaintance: **14** (20%)
  - Other family member: **5** (7%)
  - Dating relationship: **4** (6%)
  - Stranger: **0**

1. Percentages are based on victims receiving services for whom this information was known.

2. Because victims may identify as more than one race/ethnicity, data reported may exceed the total number of victims served.

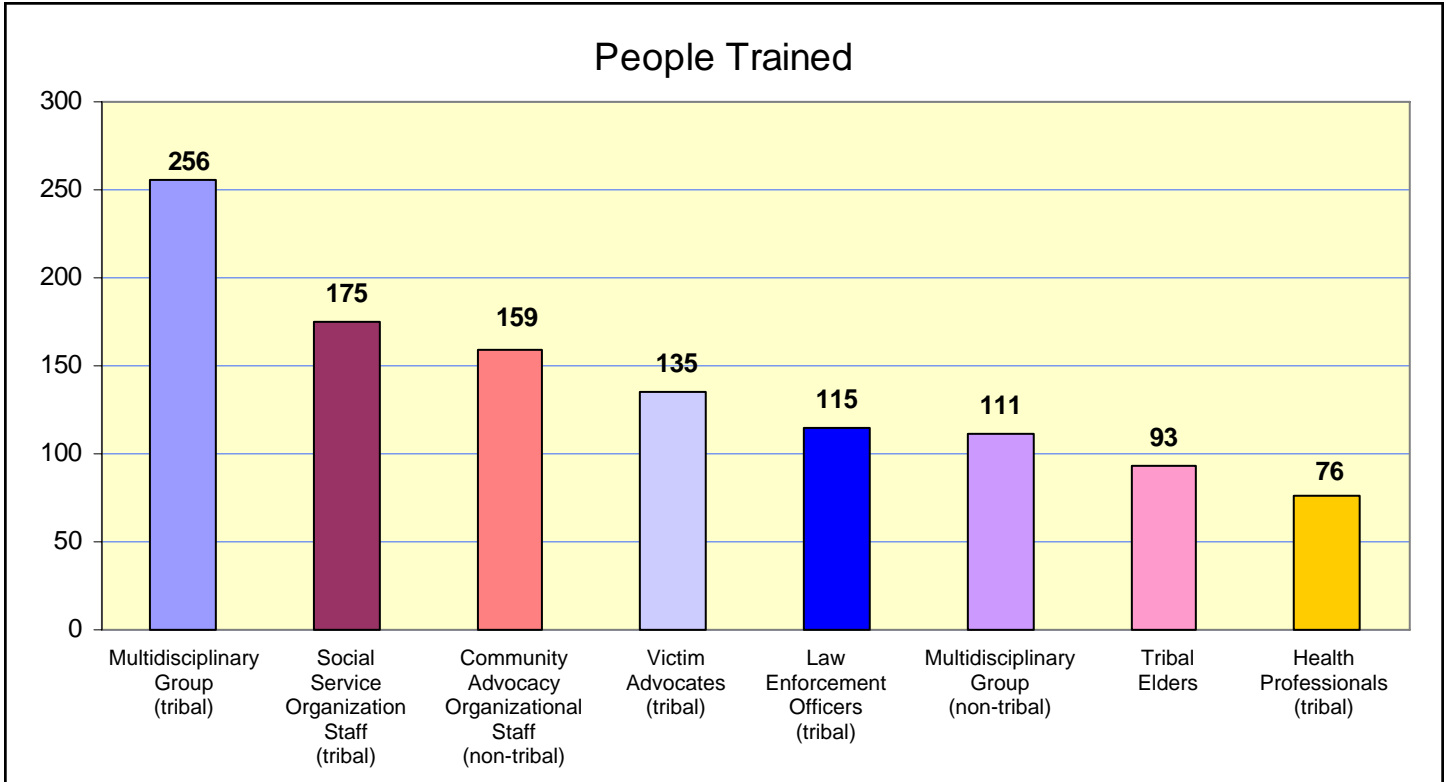
3. Victims may have been abused by more than one offender and/or may have experienced more than one type of victimization, so the total for each victimization category may be higher than the total number of victims served in each of those categories. Percentages are based on the total number of known relationships in each victimization category.

**Training:** STOP VAIW Program grantees train professionals to improve the response to victims of domestic violence, sexual assault, and stalking and to increase offender accountability.

Total number of grantees using funds for training: **38** (60% of all grantees)

Total number of people trained: **2,056** (tribal: **1,317**, non-tribal: **739**)

Number of training events: **154**



**Topics on which professionals were most frequently trained**

Training Topic	Number of grantees training on this topic	Training Topic	Number of grantees training on this topic
Domestic violence overview, dynamics and services	34	Cultural issues specific to American Indians	23
Advocacy for Native women	33	Issues specific to victims/survivors who live in rural areas	23
Dynamics and history of violence against Native American women	26	Law enforcement response	22
Confidentiality	25	Safety planning for victims	20

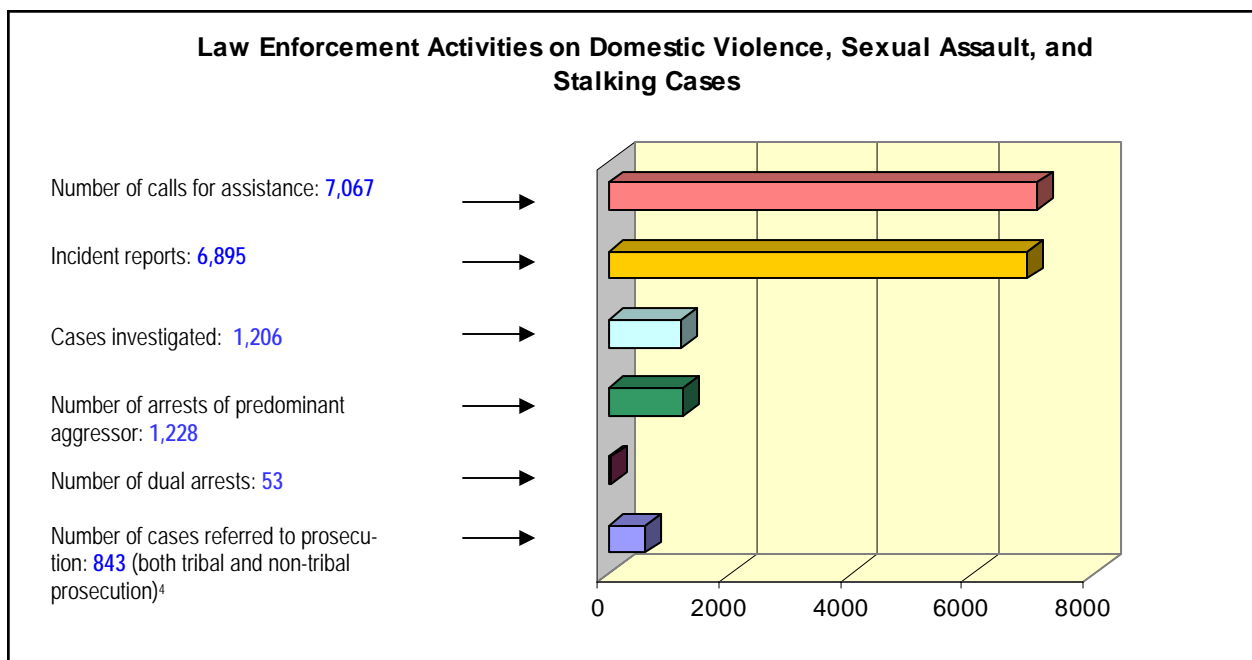
**Staff:** STOP VAIW Program staff provide training, victim services, tribal law enforcement activities, tribal prosecution, court services, supervision of offenders, and batterer intervention programs to increase victim safety and offender accountability.

Total number of grantees using funds for staff: **59** (94% of all grantees)

<b>Total Number of full time equivalent staff funded</b>	<b>95</b>
Victim Advocates (28% of all staff funded )	27
Program Coordinators (20%)	19
Administrators (12%)	11
Support Staff (11%)	10
Law Enforcement Officers (8%)	8
Batterer Intervention Program Staff (5%)	5
Prosecutors (2%)	2
Counselors (2%)	2
Probation Officers (2%)	2

## Law Enforcement

Number of grantees using funds for law enforcement: **10** (16% of all grantees)



<sup>4</sup>. There were 609 cases referred to tribal prosecutors; 207 to local or state law enforcement or prosecutors; and 27 to federal law enforcement or prosecutors.

## Prosecution

NOTE: The percentage of charges resulting in convictions reported here is not a conviction rate (which is based on persons convicted), but reflects the percentage of charges—not offenders—disposed of by a conviction.

Number of grantees using funds for prosecution: **8** (13% of all grantees)

### Prosecution of Domestic Violence, Sexual Assault, and Stalking Charges

<b>Total number of charges filed</b>	<b>1,163</b> <ul style="list-style-type: none"> <li>• 86% were domestic violence charges</li> <li>• 10% were violations of court orders</li> <li>• 2% were sexual assault charges</li> <li>• 1% were stalking charges</li> </ul>
<b>Number of charges disposed of</b>	<b>766</b> <ul style="list-style-type: none"> <li>• 66% of all new and pending charges were disposed of</li> </ul>
<b>Charges resulting in convictions and deferred adjudications</b>	<b>525</b> <b>69%</b> of all charges disposed of resulted in convictions or deferred adjudications <ul style="list-style-type: none"> <li>• 68% of domestic violence charges resulted in a conviction or deferred adjudication: 363 charges out of 532 disposed of</li> <li>• 59% of sexual assault charges resulted in a conviction or deferred adjudication: 10 charges out of 17 disposed of</li> <li>• 100% of stalking charges resulted in a conviction or deferred adjudication: 4 charges out of 4 disposed of</li> </ul>

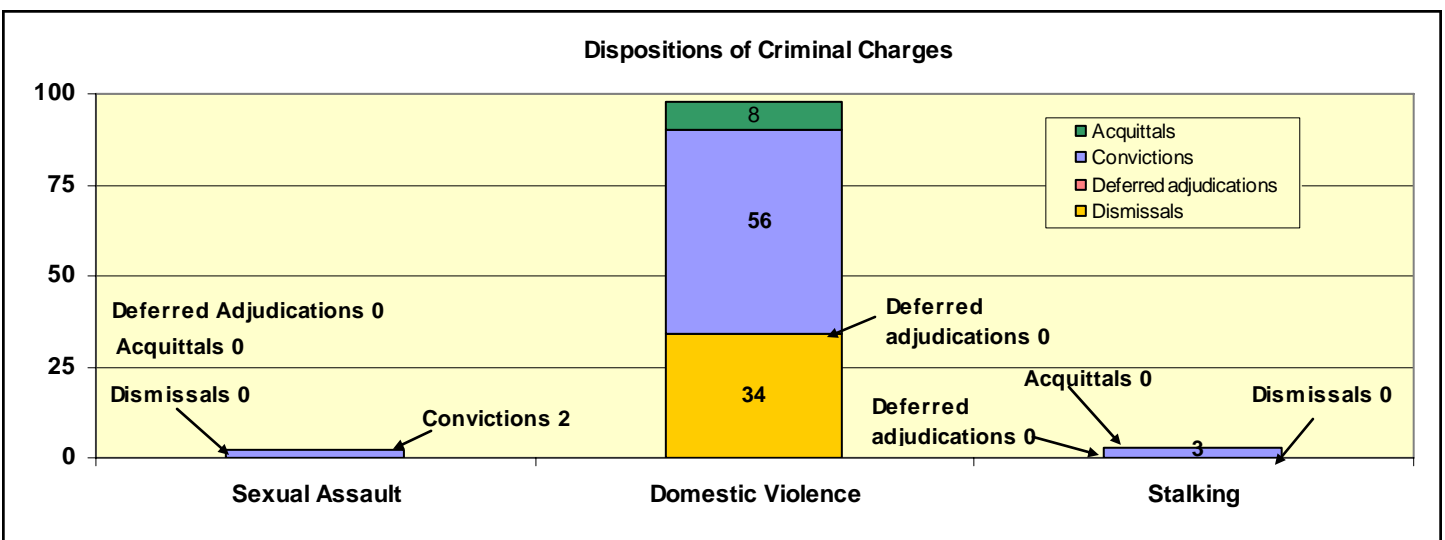
## Courts

NOTE: The percentage of charges resulting in convictions reported here is not a conviction rate (which is based on persons convicted), but reflects the percentage of charges—not offenders—which were disposed of by a conviction.

Number of grantees using funds for courts: **1** (2% of all grantees)

Total number of charges: **195**

Total number of charges disposed of: **112** (57% of all charges)



## Probation

Number of grantees using funds for probation: **2** (3% of all grantees)

<b>Total number of cases</b>	<b>167</b>
------------------------------	------------

### Dispositions of Violations of Probation

Probation officers monitor offenders to review progress and compliance with court orders. The data reported below reflects the consequences imposed for violations that were disposed of during the current report period.

Violations of probation	Dispositions of violations
Protection Orders (12)	33% (4) received verbal/written warning 33% (4) received fine 33% (4) had conditions added
New Criminal Behavior (81)	28% (23) received verbal/written warning 28% (23) had conditions added 25% (20) received fine 19% (15) had partial or full revocation of probation
Failure to attend mandated offender treatment program (15)	27% (4) received verbal/written warning 27% (4) had conditions added 27% (4) received fine 20% (3) had partial or full revocation of probation

### Offender Monitoring

- ✦ **144** Offenders received **520** face-to-face monitoring contacts
- ✦ **138** Offenders received **779** telephone monitoring contacts
- ✦ **12** Offenders received **12** unscheduled surveillance contacts

### In addition to offender monitoring, probation officers also contact victims as an additional strategy to increase victim safety

- ✦ **117** Victims received **181** contacts