



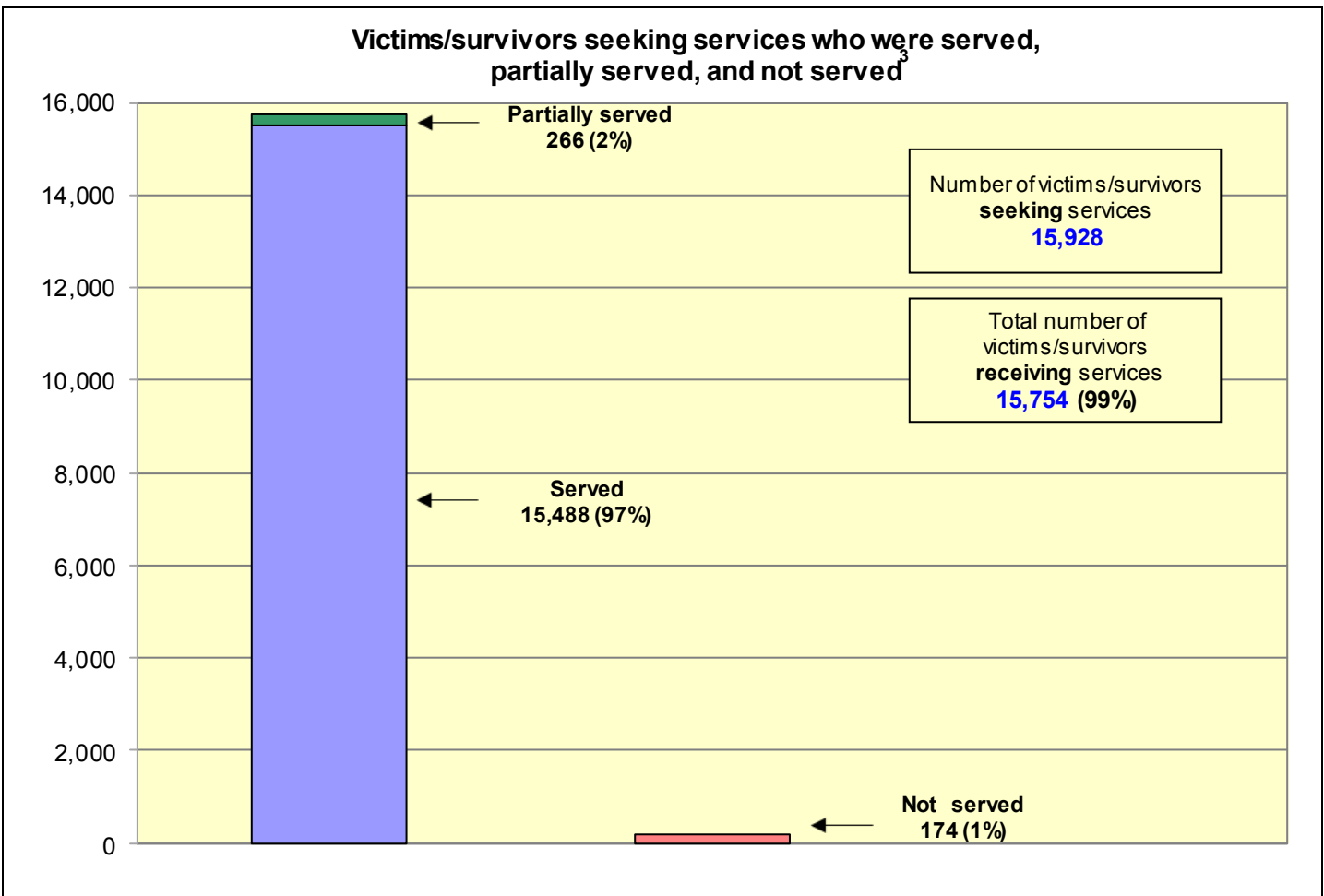
**January 1, 2015 – June 30, 2015**  
**Office on Violence Against Women**  
**Rural Sexual Assault, Domestic**  
**Violence, Dating Violence, and**  
**Stalking Assistance Program**  
**(Rural Program)<sup>1,2</sup>**

The purpose of the Rural Program is to enhance the safety of victims of sexual assault, domestic violence, dating violence, stalking, and child sexual abuse by supporting projects uniquely designed to address and prevent these crimes in rural jurisdictions. This program challenges community-based organizations and leaders to collaborate, communicate, identify issues, and share ideas that result in responses to ensure victim safety and offender accountability.

|                              |     |
|------------------------------|-----|
| Number of grantees reporting | 118 |
|------------------------------|-----|

**Victim Services:** Rural Program grantees provided services to **15,754** victims/survivors of sexual assault, domestic violence, dating violence, stalking, and child sexual abuse to help them become and remain safe from violence.

Number of grantees using funds for victim services: **104** (88% of all grantees reporting)



<sup>1</sup> This report contains selected data submitted by Rural Program grantees on a semi-annual progress report.

<sup>2</sup> Throughout this document, the sum of percentages may not equal 100 due to rounding.

<sup>3</sup> Percentages are based on victims/survivors seeking services.

**Victim services and demographics:** Rural Program grantees provide an array of services to victims/survivors of sexual assault, domestic violence, dating violence, stalking, and child sexual abuse. These services include victim and child advocacy (actions designed to help the victim/survivor obtain needed resources or services), crisis intervention, and support group/counseling. Victims/survivors receive safety planning, referrals, and information as needed.

**Victims/survivors served or partially served by type of victimization:**

- Domestic violence/dating violence: **12,816** (81% of those receiving services)
- Sexual assault: **1,691** (11%)
- Child sexual abuse: **663** (4%)
- Stalking: **584** (4%)

**Number of victims/survivors receiving the following services:**

Victim/survivor advocacy: **9,130** (58% of those receiving services)  
 Crisis intervention: **8,817** (56%)  
 Support group/counseling services: **4,605** (29%)  
 Civil legal advocacy/court accompaniment: **3,944** (25%)  
 Criminal justice advocacy/court accompaniment: **2,656** (17%)  
 Transportation: **1,743** (11%)  
 Child advocacy: **1,149** (7%)  
 Language services: **960** (6%)  
 Civil legal assistance: **669** (4%)  
 Hospital/clinic/other medical response: **576** (4%)  
 Child care: **529** (3%)  
 Forensic exam: **224** (1%)

**Shelter services:**

**1,532** victims/survivors and **1,006** family members received a total of **32,684** emergency shelter bed nights.

**68** victims/survivors and **66** family members received a total of **6,333** transitional housing bed nights.

**Number of hotline calls from victims/survivors: 20,197**

**Number of victim-witness notification/outreach activities: 4,809**

**Demographic data:**

**Gender<sup>4</sup>**

- Female: **14,131** (91%)
- Male: **1,449** (9%)

**Race/ethnicity<sup>4,5</sup>**

- White: **8,827** (61%)
- Hispanic or Latino: **2,580** (18%)
- American Indian or Alaska Native: **2,436** (17%)
- Black or African American: **412** (3%)
- Asian: **150** (1%)
- Native Hawaiian or other Pacific Islander: **40** (<1%)

**Other demographics<sup>6</sup>**

- Rural: **15,355** (97% of those receiving services)
- Limited English proficiency: **1,550** (10%)
- Disabilities: **1,522** (10%)
- Immigrants/refugees/asylum seekers: **1,279** (8%)

**Relationship to offender:<sup>7</sup>**

- Domestic violence/dating violence
  - Current or former spouse or intimate partner: **9,255** (74%)
  - Dating relationship: **1,819** (15%)
  - Other family member: **1,175** (9%)
  - Acquaintance: **164** (1%)
  - Stranger: **17** (<1%)
- Sexual assault
  - Current or former spouse or intimate partner: **645** (39%)
  - Other family member: **341** (21%)
  - Acquaintance: **335** (20%)
  - Dating relationship: **221** (13%)
  - Stranger: **119** (7%)
- Stalking
  - Current or former spouse or intimate partner: **293** (49%)
  - Acquaintance: **120** (20%)
  - Dating relationship: **106** (18%)
  - Other family member: **65** (11%)
  - Stranger: **20** (3%)
- Child sexual abuse
  - Other family member: **452** (68%)
  - Acquaintance: **154** (23%)
  - Stranger: **20** (3%)
  - Dating relationship: **18** (3%)
  - Current or former spouse or intimate partner: **16** (2%)

<sup>4</sup> Percentages are based on victims/survivors receiving services for whom this information was known.

<sup>5</sup> Some victims/survivors may identify with more than one race/ethnicity, so the total number reported in race/ethnicity may be higher than the total number of victims/survivors served.

<sup>6</sup> Because victims/survivors may be represented in more than one of these categories, or not at all, the total for this category may be higher or lower than the total number of victims/survivors served.

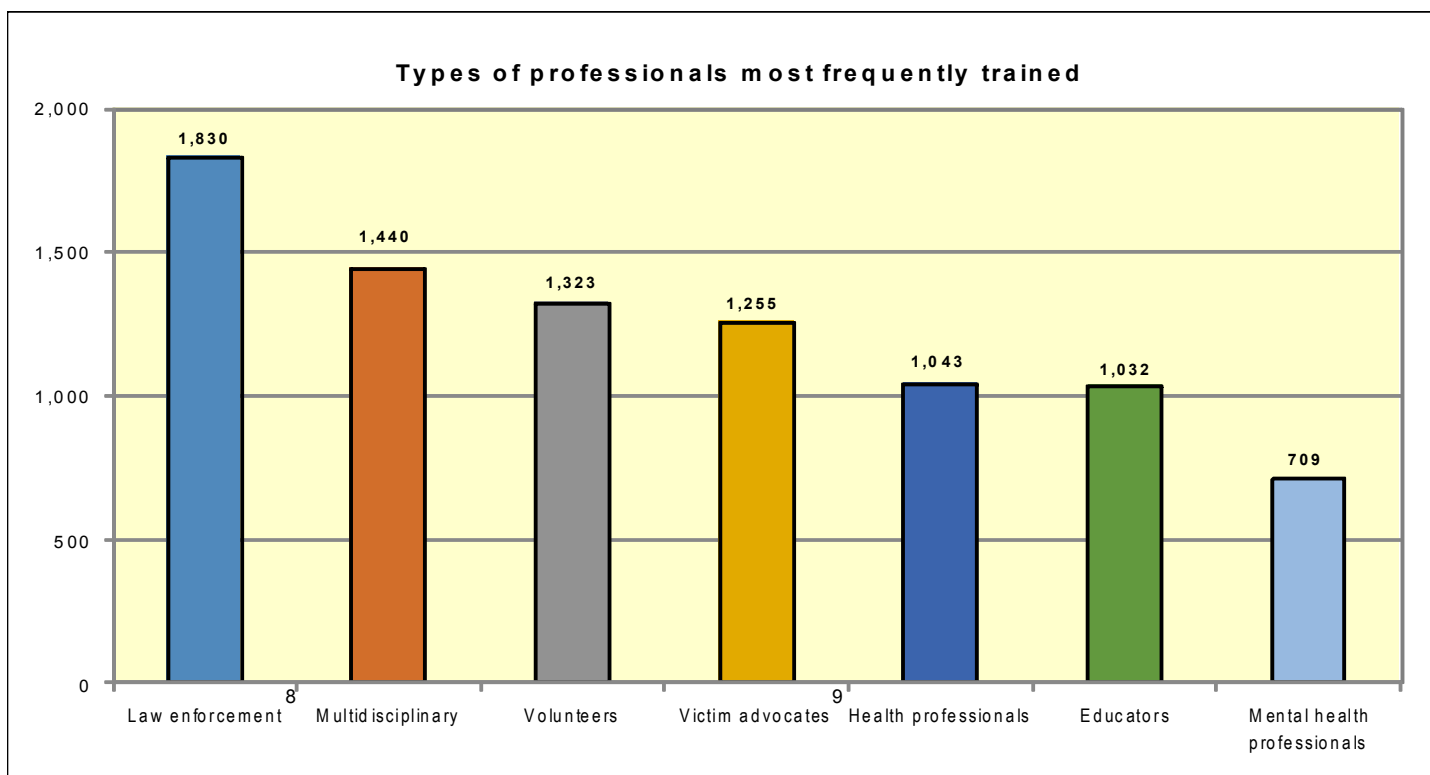
<sup>7</sup> Victims/survivors may have been abused by more than one offender and/or may have experienced more than one type of victimization, so the total for each victimization category (when unknowns are included) may be higher than the total number of victims/survivors served in each of those categories. Percentages presented here are based on the total number of known relationships in each victimization category.

**Training:** Rural Program grantees train professionals to improve the response to victims/survivors of sexual assault, domestic violence, dating violence, stalking, and child sexual abuse, and to increase offender accountability.

Number of grantees using funds for training: **85** (72% of all grantees reporting)

Total number of people trained: **12,266**

Number of training events: **922**



### Topics on which grantees most frequently provided training

| Training topic   | Number of grantees training on this topic | Training topic                                   | Number of grantees training on this topic |
|--|---|--|---|
| Sexual assault overview, dynamics, and services                      | 70  | Law enforcement response                         | 53  |
| Domestic violence overview, dynamics, and services                   | 69  | Dating violence overview, dynamics, and services | 48  |
| Advocate response  | 68  | Community response to sexual assault             | 46  |
| Issues specific to victims/survivors who are geographically isolated | 63  | Coordinated community response                   | 46  |
| Safety planning for victims/survivors                                | 61  | Mandatory reporting requirements                 | 46  |
| Confidentiality  | 58  | Stalking overview, dynamics, and services        | 44  |

<sup>8</sup> Includes 1,767 non-tribal and 63 tribal law enforcement officers.

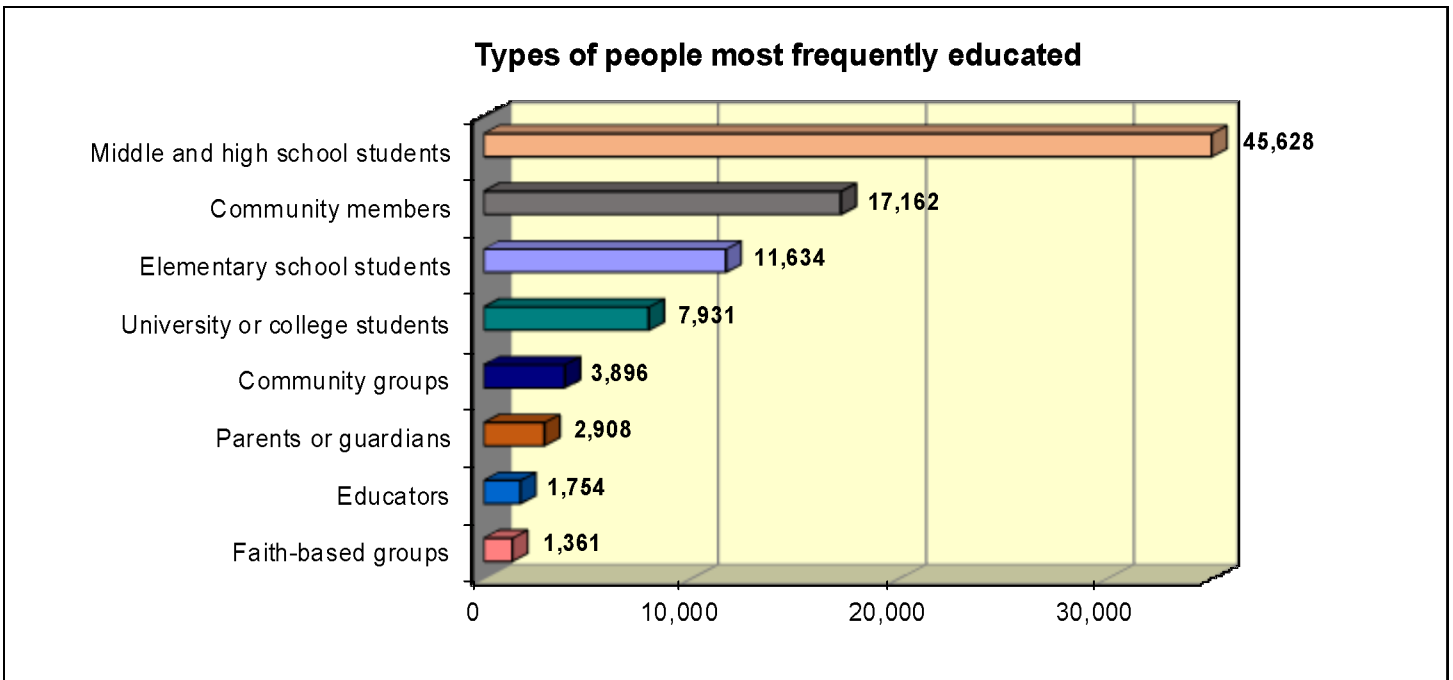
<sup>9</sup> Includes 1,167 non-tribal and 88 tribal victim advocates.

**Community Education:** Rural Program staff provide general information to the community to increase awareness of sexual assault, domestic violence, dating violence, stalking, and child sexual abuse.

Number of grantees using funds for community education: **96** (81% of all grantees reporting)

Total number of people educated: **94,510**

Number of education events: **4,101**



**Topics on which grantees most frequently provided education**

| Education topic   | Number of grantees educating on this topic | Education topic  | Number of grantees educating on this topic |
|---|--|--|--|
| Sexual assault overview, dynamics, and services                                   | 79   | Healthy relationships/domestic violence/dating violence prevention (community) | 54   |
| Dating violence overview, dynamics, and services                                  | 76   | Safety planning  | 50   |
| Domestic violence overview, dynamics, and services                                | 75   | Domestic violence/dating violence prevention program                           | 49   |
| Healthy relationships/domestic violence/dating violence prevention (6-12th grade) | 68   | Child sexual abuse overview, dynamics, and services                            | 44   |
| Issues specific to victims/survivors who are geographically isolated              | 62   | Stalking overview, dynamics, and services                                      | 44   |

**Staff:** Rural Program staff provide victim services, training, community education, law enforcement, prosecution, court services, probation and parole, and batterer intervention programs to increase victim safety and offender accountability.

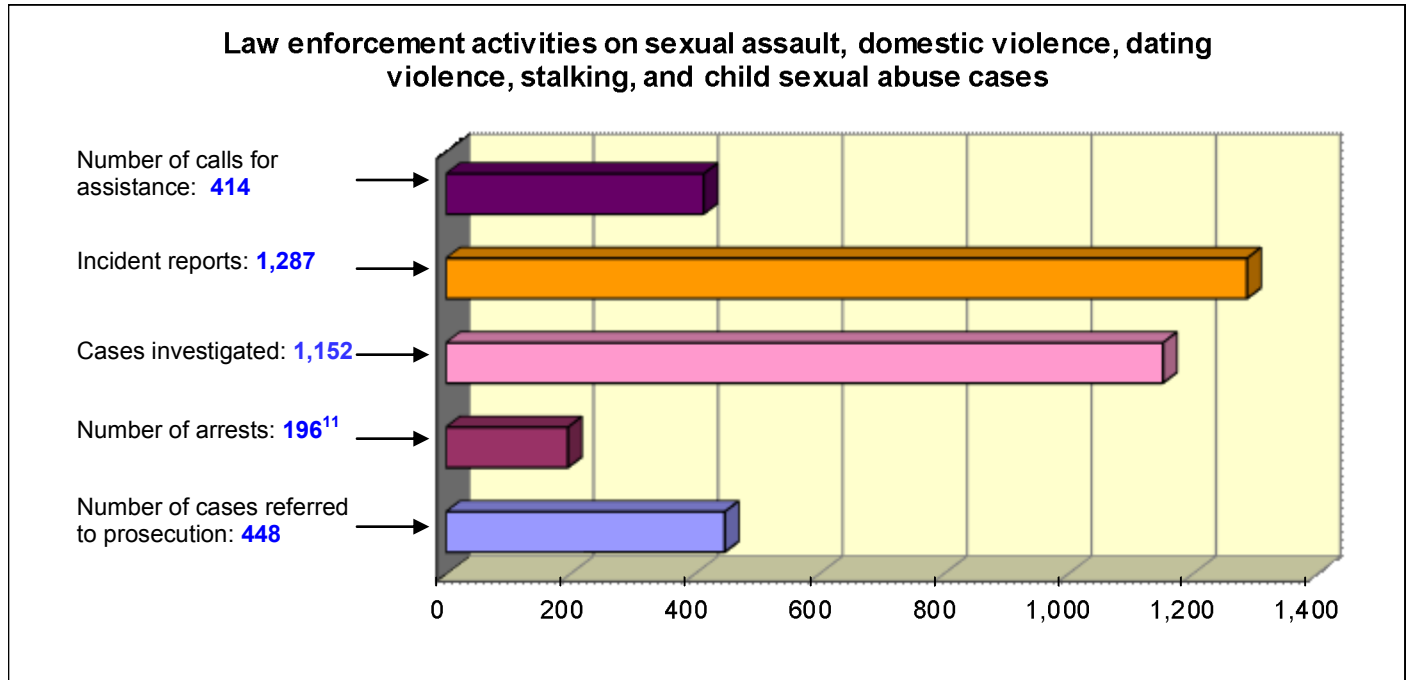
Number of grantees using funds for staff: **116** (98% of all grantees reporting)

|  |            |
|--|------------|
| <b>Total number of full time equivalent staff funded<sup>10</sup></b>            | <b>404</b> |
| Victim advocate (38% of all staff funded)  | 152        |
| Program coordinator (17%)  | 68         |
| Trainer/educator (9%)  | 36         |
| Administrator (6%)   | 25         |
| Support staff (5%)   | 22         |
| Counselor (5%)   | 21         |
| Outreach worker (4%)   | 18         |
| Attorney (2%)  | 10         |
| Law enforcement officer (2%)   | 10         |
| Victim assistant (2%)  | 10         |
| Prosecutor (2%)  | 8          |
| Children's advocate (1%)   | 6          |
| Legal advocate (1%)  | 5          |
| Investigator (prosecution-based) (1%)  | 3          |
| Probation officer/offender monitor (1%)  | 3          |
| Paralegal (<1%)  | 2          |
| Translator/Interpreter (<1%)   | 2          |
| Information technology staff (<1%)   | 1          |
| Sexual assault nurse examiner/Sexual assault forensic examiner (SAFE/SANE) (<1%) | 1          |

<sup>10</sup> Categories are rounded to the nearest whole number and only categories with at least one FTE after rounding are included.

## Law Enforcement

Number of grantees using funds for law enforcement: **18** (15% of all grantees reporting)



## Prosecution

Number of grantees using funds for prosecution: **10** (8% of all grantees reporting)

### Prosecution of sexual assault, domestic violence, dating violence, stalking, and child sexual abuse cases

**Total number of cases received, accepted for prosecution, declined, or transferred<sup>12</sup>**

- **681** cases were received
- **483** cases were accepted for prosecution
- **188** cases were declined

**Number of cases disposed of<sup>13</sup>**

**488**

**Cases resulting in convictions and deferred adjudications**

**349**

**72%<sup>14</sup>** of all cases disposed of resulted in convictions or deferred adjudications

- **71%<sup>14</sup>** of domestic violence/dating violence cases resulted in conviction or deferred adjudication: 240 cases out of 337 disposed of
- **70%<sup>14</sup>** of sexual assault cases resulted in a conviction or deferred adjudication: 7 cases out of 10 disposed of
- **60%<sup>14</sup>** of stalking cases resulted in conviction or deferred adjudication: 6 cases out of 10 disposed of
- **61%** of child sexual abuse cases resulted in conviction or deferred adjudication: 14 cases out of 23 disposed of

<sup>11</sup> All arrests made by law enforcement, excluding dual arrests.

<sup>12</sup> Cases accepted, declined, or transferred in the current reporting period may have been received by prosecution in a previous reporting period.

<sup>13</sup> Cases disposed of in the current reporting period may include cases received by prosecution in a previous reporting period.

<sup>14</sup> Deferred adjudications accounted for 18% of all convictions, 21% of domestic violence/dating violence convictions, 14% of sexual assault convictions, and 50% of stalking convictions.

## Probation and Parole

Number of grantees using funds for probation: **7** (6% of all grantees reporting)

Total number of offenders: **348**

### Disposition of violations of probation

Probation officers monitor offenders to review progress and compliance with conditions of probation. The data reported below reflect the sanctions imposed for violations that were disposed of during the current reporting period.

| Violation of probation  | Disposition of violations <sup>15</sup>  |
|---|--|
| Protection order (14)   | 79% (11) had partial or full revocation of probation<br>14% (2) received verbal/written warning<br>7% (1) received additional conditions                                 |
| New criminal behavior (9)   | 89% (8) had partial or full revocation of probation<br>11% (1) received additional conditions  |
| Failure to attend mandated batterer intervention program (BIP) (17)       | 53% (9) had no action taken<br>29% (5) received additional conditions<br>18% (3) had partial or full revocation of probation   |
| Failure to attend mandated offender treatment (does not include BIP) (16) | 38% (6) received verbal/written warning<br>31% (5) had partial or full revocation of probation<br>19% (3) had no action taken<br>13% (2) received additional conditions  |
| Failure to attend mandated parenting program (2)                          | 100% (2) received verbal/written warning   |
| Other conditions of probation or parole (53)                              | 57% (30) had partial or full revocation of probation<br>25% (13) received verbal/written warning<br>17% (9) received additional conditions<br>2% (1) had no action taken |

### Offender monitoring

- ◆ **256** offenders received **2,263** face-to-face contacts
- ◆ **237** offenders received **546** telephone monitoring contacts
- ◆ **206** offenders received **578** unscheduled surveillance contacts

### Outreach to victims/survivors

In addition to offender monitoring, probation officers also contact victims/survivors as an additional strategy to increase victim/survivor safety.

- ◆ **38** victims/survivors received **130** contacts

<sup>15</sup> Partial or full revocation of probation results in incarceration.