



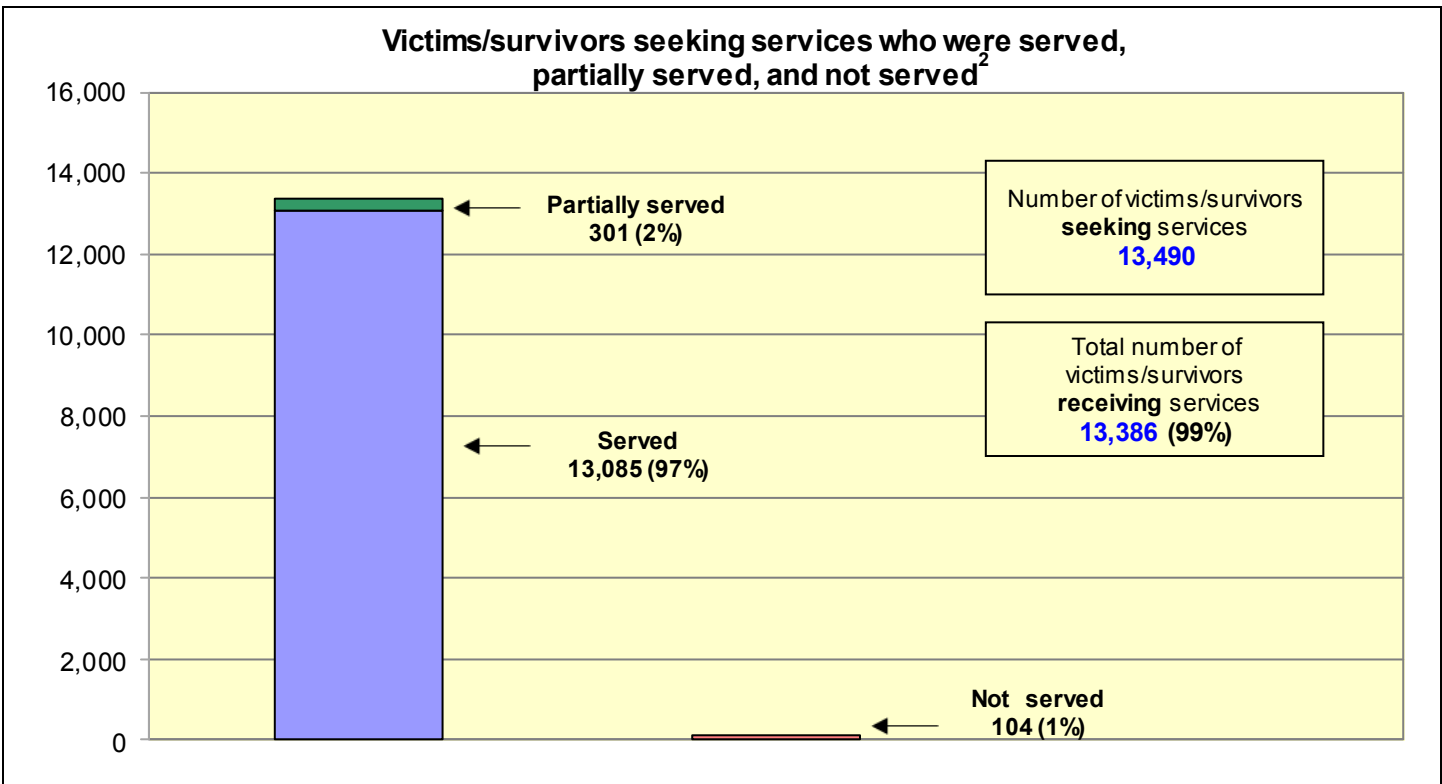
January 1, 2013 – June 30, 2013
Office on Violence Against Women
Rural Sexual Assault, Domestic
Violence, Dating Violence, and
Stalking Assistance Program
(Rural Program)¹

The purpose of the Rural Program is to enhance the safety of victims of sexual assault, domestic violence, dating violence, stalking, and child sexual abuse by supporting projects uniquely designed to address and prevent these crimes in rural jurisdictions. This program challenges community-based organizations and leaders to collaborate, communicate, identify issues, and share ideas that will result in responses that will ensure victim safety and offender accountability.

Number of grantees reporting	102
------------------------------	-----

Victim Services: Rural Program grantees provided services to over **13,300** victims/survivors of sexual assault, domestic violence, dating violence, stalking, and child sexual abuse to help them become and remain safe from violence.

Number of grantees using funds for victim services: **86** (84% of all grantees reporting)



¹ This report contains selected data submitted by Rural Program grantees on a semi-annual progress report.

² Percentages are based on victims/survivors seeking services.

Victim services and demographics: Rural Program grantees provide an array of services to victims/survivors of sexual assault, domestic violence, dating violence, stalking and child sexual abuse. These services included victim and child advocacy (actions designed to help the victim/survivor obtain needed resources or services), crisis intervention, and support group/counseling. Victims/survivors receive safety planning, referrals, and information as needed.

Victims/survivors served or partially served by type of victimization:

- Domestic violence/dating violence: **10,908** (81% of those receiving services)
- Sexual assault: **1,423** (11%)
- Child sexual abuse: **546** (4%)
- Stalking: **509** (4%)

Number of victims/survivors receiving the following services:

Victim/survivor advocacy: **8,630** (64% of those receiving services)
 Crisis intervention: **7,722** (58%)
 Support group/counseling services: **3,662** (27%)
 Civil legal advocacy/court accompaniment: **2,614** (20%)
 Criminal justice advocacy/court accompaniment: **1,640** (12%)
 Transportation: **1,481** (11%)
 Language services: **975** (7%)
 Child advocacy: **645** (5%)
 Civil legal assistance: **628** (5%)
 Hospital/clinic/other medical response: **530** (4%)
 Child care: **390** (3%)
 Forensic exam: **165** (1%)

Shelter services:

1,265 victims/survivors and **1,200** family members received a total of **28,875** emergency shelter bed nights.

40 victims/survivors and **53** family members received a total of **8,381** transitional housing bed nights.

Number of hotline calls from victims/survivors: 18,311

Number of victim-witness notification/outreach activities: 4,406

Demographic data:

Gender³

- Female: **12,024** (90%)
- Male: **1,335** (10%)

Race/ethnicity^{3,4}

- White: **7,580** (63%)
- American Indian or Alaska Native: **2,158** (18%)
- Hispanic or Latino: **1,905** (16%)
- Black or African American: **382** (3%)
- Asian: **65** (1%)
- Native Hawaiian or other Pacific Islander: **39** (<1%)

Other demographics⁵

- Rural: **13,081** (98% of those receiving services)
- Limited English proficiency: **1,077** (8%)
- Disabilities: **992** (7%)
- Immigrants/refugees/asylum seekers: **911** (7%)

Relationship to offender⁶

- Domestic violence/dating violence
 - Current or former spouse or intimate partner: **8,283** (77%)
 - Dating relationship: **1,220** (11%)
 - Other family member: **1,173** (11%)
 - Acquaintance: **86** (1%)
 - Stranger: **2** (<1%)
- Sexual assault
 - Current or former spouse or intimate partner: **675** (44%)
 - Acquaintance: **303** (20%)
 - Other family member: **295** (19%)
 - Dating relationship: **220** (14%)
 - Stranger: **54** (3%)
- Child sexual abuse
 - Other family member: **322** (58%)
 - Acquaintance: **158** (29%)
 - Current or former spouse or intimate partner: **38** (7%)
 - Dating relationship: **24** (4%)
 - Stranger: **11** (2%)
- Stalking
 - Current or former spouse or intimate partner: **250** (44%)
 - Dating relationship: **126** (22%)
 - Acquaintance: **121** (21%)
 - Other family member: **33** (6%)
 - Stranger: **33** (6%)

³ Percentages are based on victims/survivors receiving services for whom this information was known.

⁴ Some victims/survivors may identify with more than one race/ethnicity, so the total number reported in race/ethnicity may be higher than the total number of victims/survivors served.

⁵ Because victims/survivors may be represented in more than one of these categories, or not at all, the total for this category may be higher or lower than the total number of victims/survivors served.

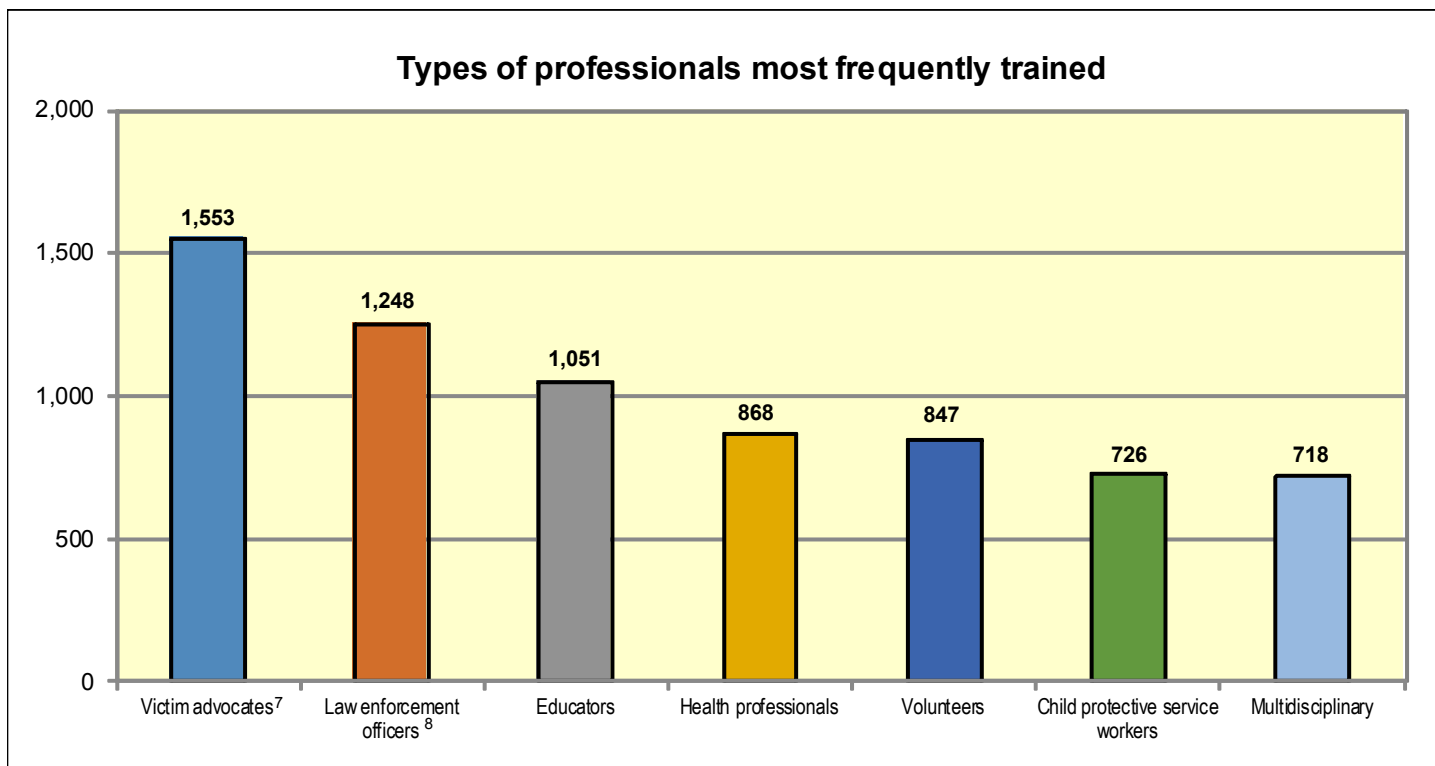
⁶ Victims/survivors may have been abused by more than one offender and/or may have experienced more than one type of victimization, so the total for each victimization category (when unknowns are included) may be higher than the total number of victims/survivors served in each of those categories. Percentages presented here are based on the total number of known relationships in each victimization category.

Training: Rural Program grantees train professionals to improve the response to victims/survivors of sexual assault, domestic violence, dating violence, stalking, and child sexual abuse, and to increase offender accountability.

Number of grantees using funds for training: **77** (75% of all grantees reporting)

Total number of people trained: **10,667**

Number of training events: **832**



Topics on which grantees provided training⁹

Training topic	Number of grantees training on this topic	Training topic	Number of grantees training on this topic
Domestic violence overview, dynamics, and services	64	Coordinated community response	49
Advocate response	56	Dating violence overview, dynamics, and services	48
Confidentiality	56	Mandatory reporting requirements	47
Sexual assault overview, dynamics, and services	56	Law enforcement	44
Safety planning for victims/survivors	54	Stalking overview, dynamics, and services	44

⁷ Includes 1,440 non-tribal and 113 tribal victim advocates.

⁸ Includes 1,173 non-tribal and 75 tribal law enforcement officers.

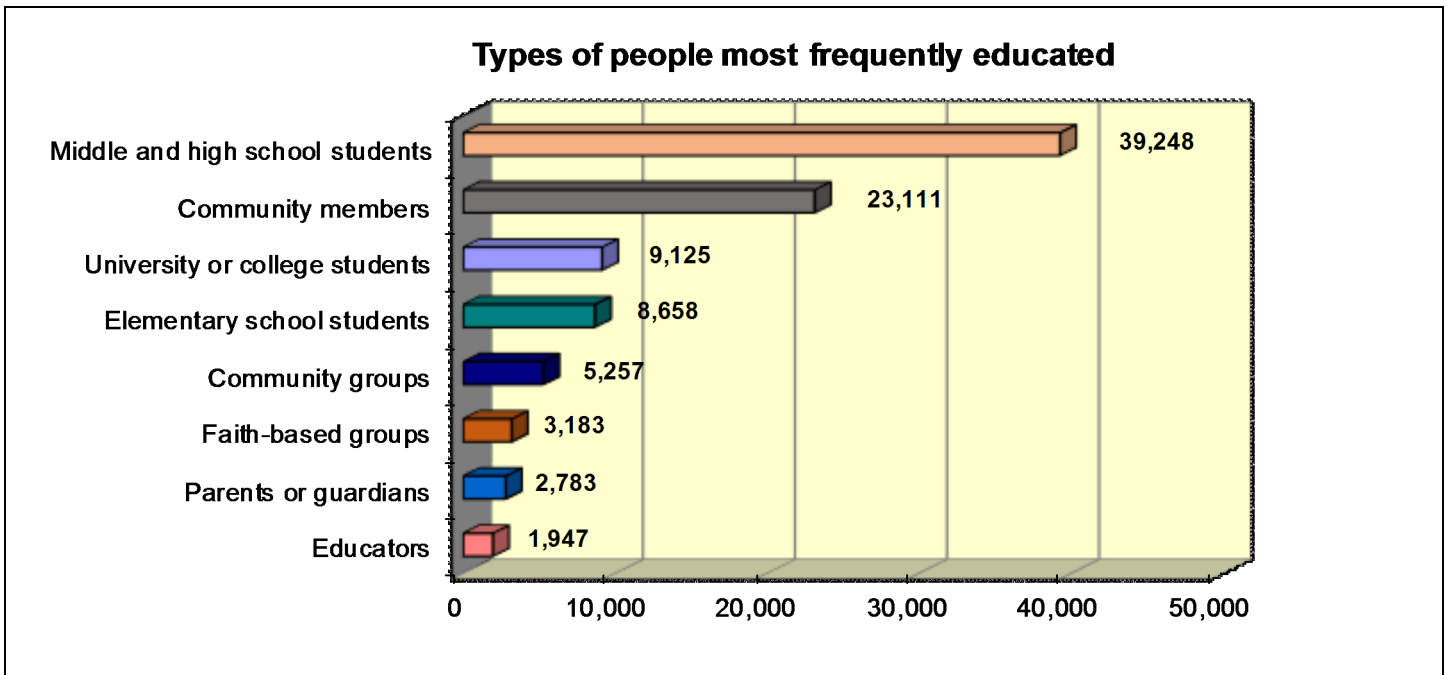
⁹ Not all topics reported by grantees are presented here.

Community Education: Rural Program staff provide general information to the community to increase awareness of sexual assault, domestic violence, dating violence, stalking and child sexual abuse.

Number of grantees using funds for community education: **86** (84% of all grantees reporting)

Total number of people educated: **97,102**

Number of education events: **3,092**



Topics on which grantees provided education¹⁰

Education topic	Number of grantees educating on this topic	Education topic	Number of grantees educating on this topic
Domestic violence overview, dynamics, and services	68	Stalking overview, dynamics, and services	53
Dating violence overview, dynamics, and services	67	Healthy relationships/domestic violence/dating violence prevention (community)	51
Sexual assault overview, dynamics, and services	66	Issues specific to victims/survivors who are geographically isolated	50
Healthy relationships/domestic violence/dating violence prevention (6-12th grade)	56	Domestic violence/dating violence prevention program	47
Safety planning	54	Issues specific to victims/survivors who have mental health issues	40

¹⁰ Not all topics reported by grantees are presented here.

Staff: Rural Program staff provide victim services, training, community education, law enforcement, prosecution, court services, probation and parole, and batterer intervention programs to increase victim safety and offender accountability.

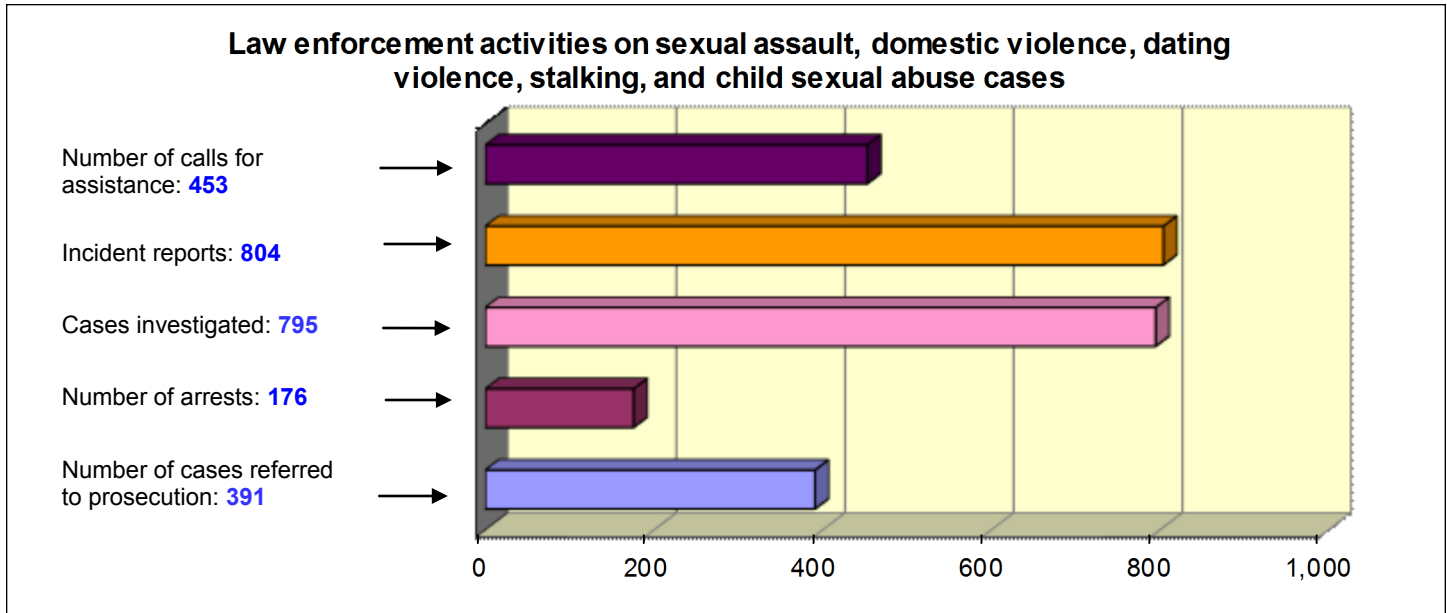
Number of grantees using funds for staff: **102** (100% of all grantees reporting)

Total number of full time equivalent staff funded ¹¹	310
Victim advocate (34% of all staff funded)	104
Program coordinator (16%)	50
Trainer/educator (13%)	39
Counselor (6%)	19
Administrator (5%)	17
Support staff (5%)	15
Outreach worker (5%)	14
Victim assistant (3%)	10
Children's advocate (3%)	8
Attorney (2%)	6
Prosecutor (2%)	6
Investigator (prosecution-based) (2%)	5
Legal advocate (2%)	5
Law enforcement officer (1%)	4
Probation officer/offender monitor (1%)	3
Sexual assault forensic examiner/sexual assault nurse examiner (1%)	3
Paralegal (<1%)	1
Translator/interpreter (<1%)	1

¹¹ Categories are rounded to the nearest whole number and only categories with at least one FTE after rounding are included.

Law Enforcement

Number of grantees using funds for law enforcement: **12** (12% of all grantees reporting)



Prosecution

Number of grantees using funds for prosecution: **9** (9% of all grantees reporting)

Prosecution of sexual assault, domestic violence, dating violence, stalking and child sexual abuse cases	
Total number of cases received, accepted for prosecution, declined, or transferred¹³	<ul style="list-style-type: none"> • 581 cases were received • 405 cases were accepted for prosecution • 172 cases were declined • 3 cases were transferred to higher or lower court that is outside grant-funded jurisdiction
Number of cases disposed of¹⁴	457
Cases resulting in convictions and deferred adjudications	<p>324</p> <p>71% of all cases disposed of resulted in convictions or deferred adjudications</p> <ul style="list-style-type: none"> • 71% of domestic violence/dating violence cases resulted in conviction or deferred adjudication: 223 cases out of 315 disposed of • 53% of sexual assault cases resulted in a conviction or deferred adjudication: 10 cases out of 19 disposed of • 42% of stalking cases resulted in conviction or deferred adjudication: 5 cases out of 12 disposed of • 72% of child sexual abuse cases resulted in conviction or deferred adjudication: 13 cases out of 18 disposed of

¹² Domestic violence, dating violence, or child sexual abuse incidents in which both parties are arrested.

¹³ Cases accepted, declined, or transferred in the current reporting period may have been received by prosecution in a previous reporting period.

¹⁴ Cases disposed of in the current reporting period may include cases received by prosecution in a previous reporting period.

Probation and Parole

Number of grantees using funds for probation: **6** (6% of all grantees reporting)

Total number of offenders	262
----------------------------------	------------

Disposition of violations of probation

Probation officers monitor offenders to review progress and compliance with conditions of probation. The data reported below reflect the sanctions imposed for violations that were disposed of during the current reporting period.

Violation of probation	Disposition of violations ¹⁵
Protection order (18)	89% (16) had partial or full revocation of probation 6% (1) received additional conditions 6% (1) received verbal/written warning
New criminal behavior (4)	100% (4) had partial or full revocation of probation
Failure to attend mandated batterer intervention program (BIP) (8)	100% (8) had partial or full revocation of probation
Failure to attend mandated offender treatment (does not include BIP) (3)	100% (3) had partial or full revocation of probation
Failure to attend mandated parenting program (1)	100% (1) had partial or full revocation of probation
Other conditions of probation or parole (35)	86% (30) had partial or full revocation of probation 9% (3) received additional conditions 6% (2) received verbal/written warning

Offender monitoring

- ✦ **205** offenders received **1,241** face-to-face contacts
- ✦ **191** offenders received **537** telephone monitoring contacts
- ✦ **184** offenders received **366** unscheduled surveillance contacts

Outreach to victims/survivors

In addition to offender monitoring, probation officers also contact victims/survivors as an additional strategy to increase victim/survivor safety.

- ✦ **117** victims/survivors received **168** contacts

¹⁵ Partial or full revocation of probation results in incarceration.