



July 1, 2013 – December 31, 2013
Office on Violence Against Women
Rural Sexual Assault, Domestic
Violence, Dating Violence, and
Stalking Assistance Program
(Rural Program)¹

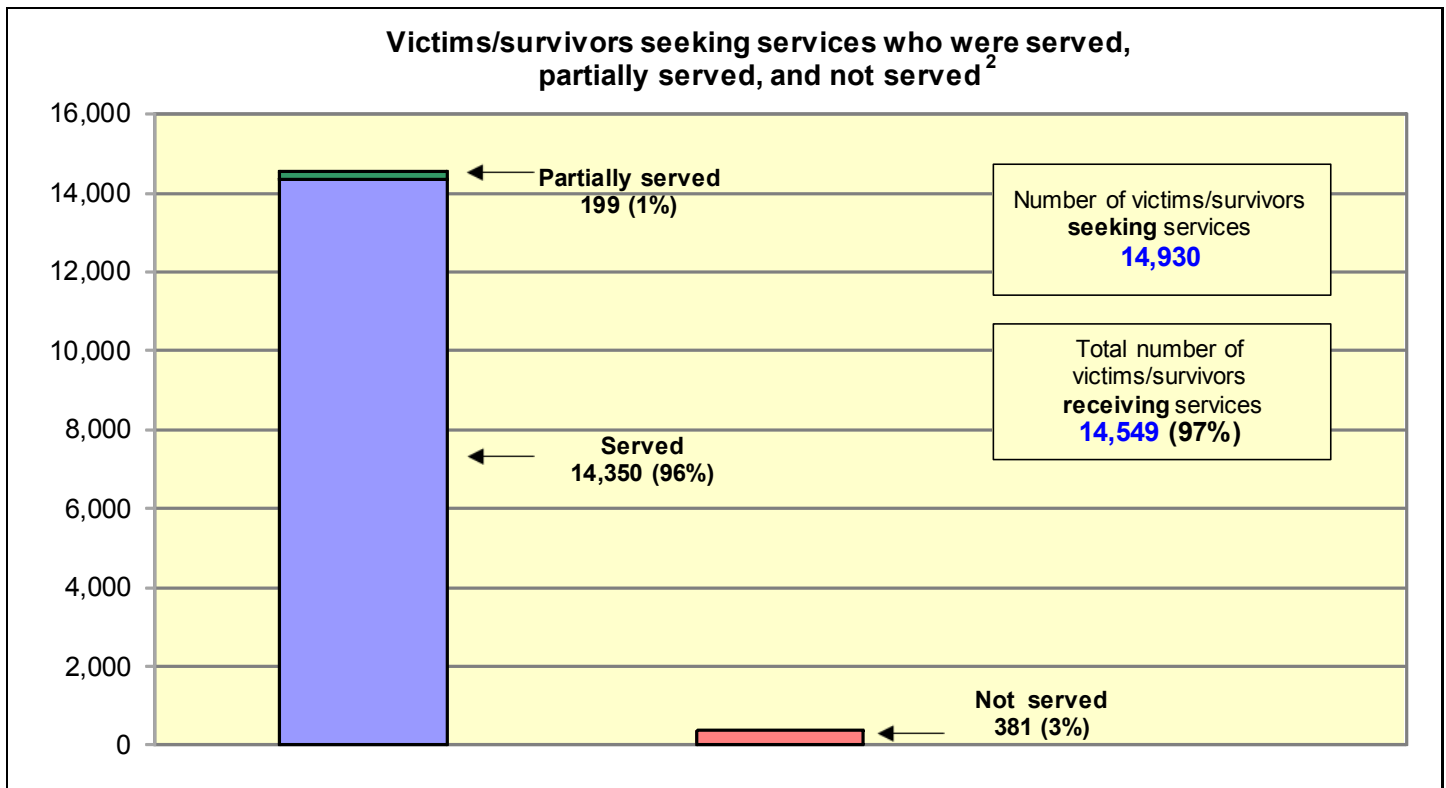
Revised July 9, 2015

The purpose of the Rural Program is to enhance the safety of victims of sexual assault, domestic violence, dating violence, stalking, and child sexual abuse by supporting projects uniquely designed to address and prevent these crimes in rural jurisdictions. This program challenges community-based organizations and leaders to collaborate, communicate, identify issues, and share ideas that will result in responses that will ensure victim safety and offender accountability.

Number of grantees reporting	121
------------------------------	-----

Victim Services: Rural Program grantees provided services to over **14,500** victims/survivors of sexual assault, domestic violence, dating violence, stalking, and child sexual abuse to help them become and remain safe from violence.

Number of grantees using funds for victim services: **96** (79% of all grantees reporting)



¹ This report contains selected data submitted by Rural Program grantees on a semi-annual progress report. Throughout this document, the sum of percentages may not equal 100 due to rounding.

² Percentages are based on victims/survivors seeking services.

Victim services and demographics: Rural Program grantees provide an array of services to victims/survivors of sexual assault, domestic violence, dating violence, stalking and child sexual abuse. These services included victim and child advocacy (actions designed to help the victim/survivor obtain needed resources or services), crisis intervention, and support group/counseling. Victims/survivors receive safety planning, referrals, and information as needed.

Victims/survivors served or partially served by type of victimization:

- Domestic violence/dating violence: **11,820** (81% of those receiving services)
- Sexual assault: **1,525** (10%)
- Child sexual abuse: **610** (4%)
- Stalking: **594** (4%)

Number of victims/survivors receiving the following services:

Crisis intervention: **8,913** (61% of those receiving services)
 Victim/survivor advocacy: **8,611** (59%)
 Support group/counseling services: **3,740** (26%)
 Civil legal advocacy/court accompaniment: **2,769** (19%)
 Criminal justice advocacy/court accompaniment: **1,947** (13%)
 Transportation: **1,265** (9%)
 Child advocacy: **1,160** (8%)
 Language services: **592** (4%)
 Hospital/clinic/other medical response: **453** (3%)
 Civil legal assistance: **381** (3%)
 Child care: **256** (2%)
 Forensic exam: **194** (1%)

Shelter services:

1,232 victims/survivors and **873** family members received a total of **32,138** emergency shelter bed nights.

42 victims/survivors and **44** family members received a total of **7,663** transitional housing bed nights.

Number of hotline calls from victims/survivors: 19,655

Number of victim-witness notification/outreach activities: 3,998

Demographic data:

Gender³

- Female: **12,744** (90%)
- Male: **1,463** (10%)

Race/ethnicity^{3,4}

- White: **8,471** (66%)
- American Indian or Alaska Native: **2,154** (17%)
- Hispanic or Latino: **1,599** (12%)
- Black or African American: **465** (4%)
- Native Hawaiian or other Pacific Islander: **67** (1%)
- Asian: **58** (<1%)

Other demographics⁵

- Rural: **14,223** (98% of those receiving services)
- Disabilities: **990** (7%)
- Limited English proficiency: **904** (6%)
- Immigrants/refugees/asylum seekers: **739** (5%)

Relationship to offender⁶

- Domestic violence/dating violence
 - Current or former spouse or intimate partner: **9,160** (78%)
 - Dating relationship: **1,285** (11%)
 - Other family member: **1,200** (10%)
 - Acquaintance: **74** (1%)
- Sexual assault
 - Current or former spouse or intimate partner: **609** (40%)
 - Acquaintance: **374** (24%)
 - Other family member: **240** (16%)
 - Dating relationship: **218** (14%)
 - Stranger: **88** (6%)
- Child sexual abuse
 - Other family member: **406** (70%)
 - Acquaintance: **119** (21%)
 - Current or former spouse or intimate partner: **29** (5%)
 - Dating relationship: **16** (3%)
 - Stranger: **8** (1%)
- Stalking
 - Current or former spouse or intimate partner: **245** (39%)
 - Acquaintance: **138** (22%)
 - Dating relationship: **123** (20%)
 - Other family member: **100** (16%)
 - Stranger: **19** (3%)

³ Percentages are based on victims/survivors receiving services for whom this information was known.

⁴ Some victims/survivors may identify with more than one race/ethnicity, so the total number reported in race/ethnicity may be higher than the total number of victims/survivors served.

⁵ Because victims/survivors may be represented in more than one of these categories, or not at all, the total for this category may be higher or lower than the total number of victims/survivors served.

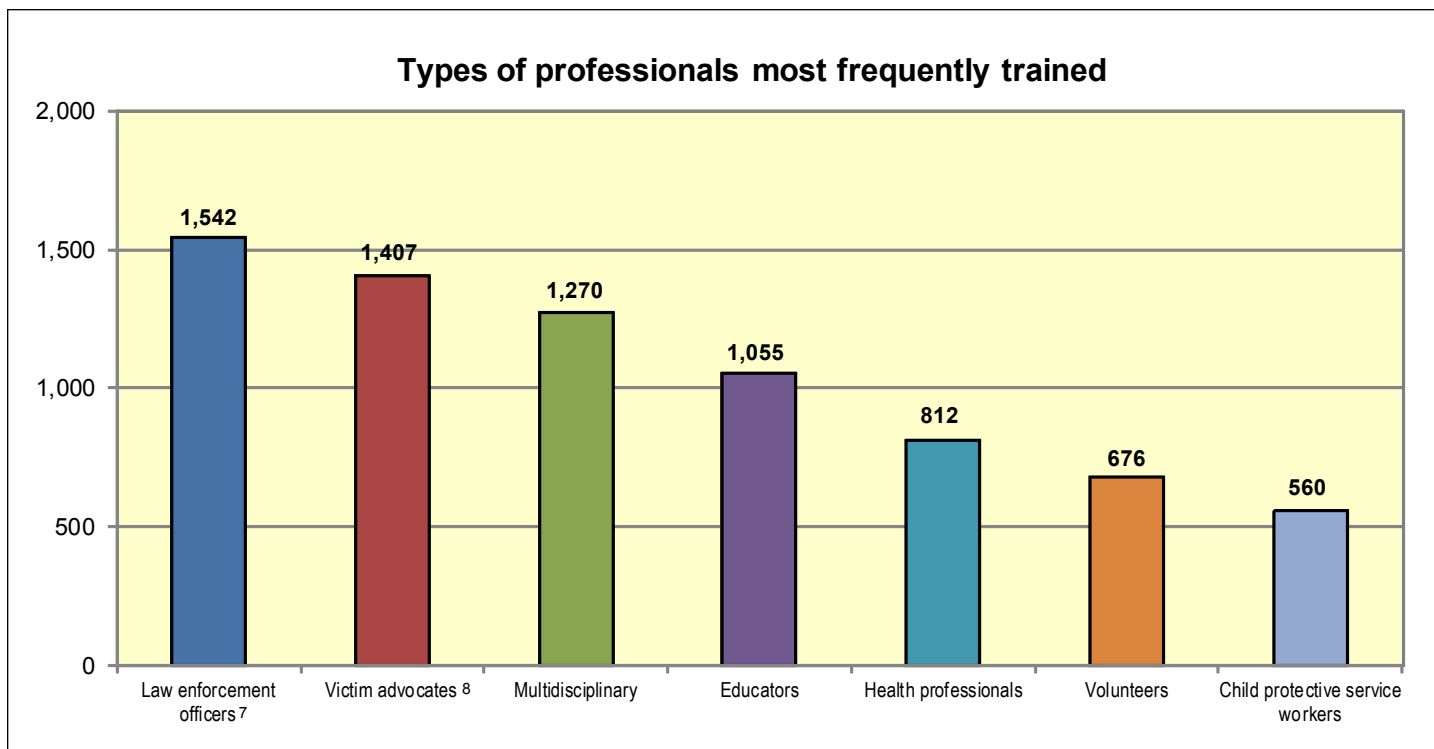
⁶ Victims/survivors may have been abused by more than one offender and/or may have experienced more than one type of victimization, so the total for each victimization category (when unknowns are included) may be higher than the total number of victims/survivors served in each of those categories. Percentages presented here are based on the total number of known relationships in each victimization category.

Training: Rural Program grantees train professionals to improve the response to victims/survivors of sexual assault, domestic violence, dating violence, stalking, and child sexual abuse, and to increase offender accountability.

Number of grantees using funds for training: **74** (61% of all grantees reporting)

Total number of people trained: **10,994**

Number of training events: **883**



Topics on which grantees provided training⁹

Training topic	Number of grantees training on this topic	Training topic	Number of grantees training on this topic
Advocate response	64	Issues specific to victims/survivors who are geographically isolated	49
Sexual assault overview, dynamics, and services	59	Mandatory reporting requirements	46
Domestic violence overview, dynamics, and services	57	Dating violence overview, dynamics, and services	45
Safety planning for victims/survivors	53	Coordinated community response	41
Confidentiality	51	Law enforcement response	40

⁷ Includes 1,452 non-tribal and 90 tribal law enforcement officers.

⁸ Includes 1,336 non-tribal and 71 tribal victim advocates.

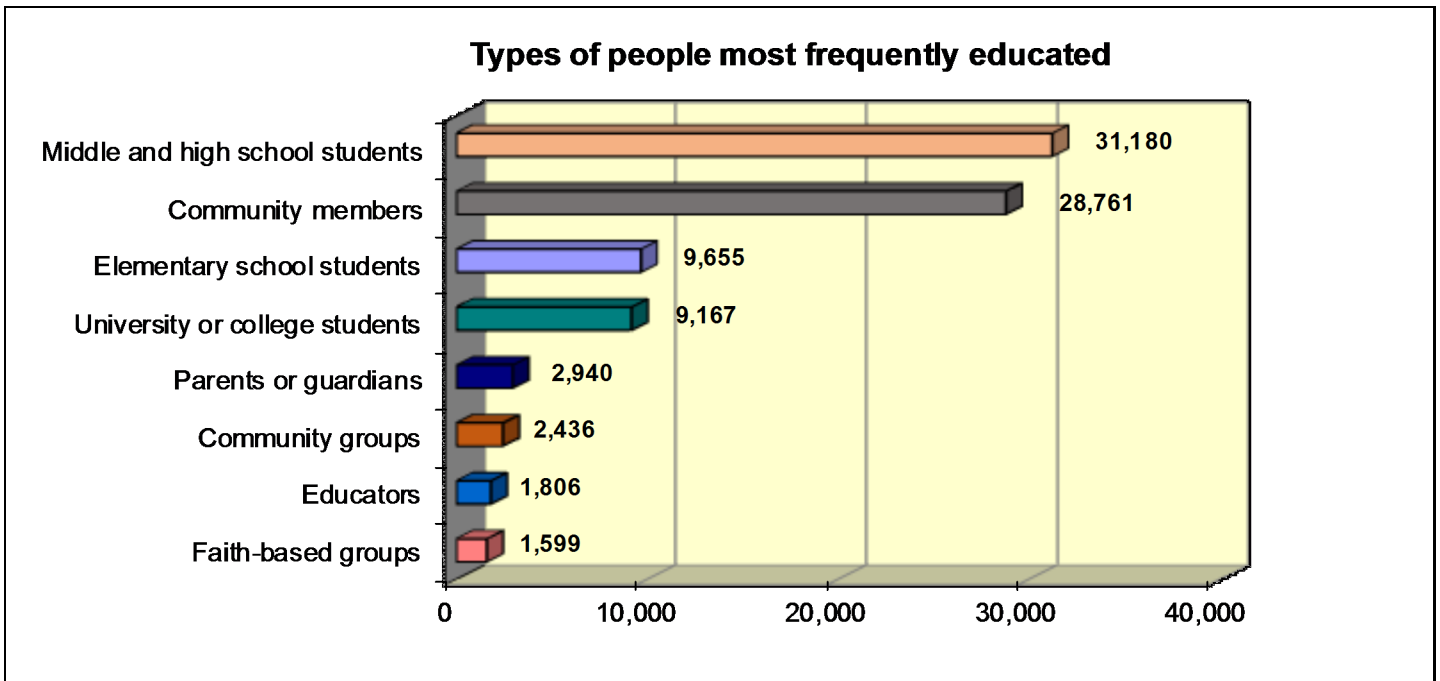
⁹ Not all topics reported by grantees are presented here.

Community Education: Rural Program staff provide general information to the community to increase awareness of sexual assault, domestic violence, dating violence, stalking and child sexual abuse.

Number of grantees using funds for community education: **82** (68% of all grantees reporting)

Total number of people educated: **90,908**

Number of education events: **2,772**



Topics on which grantees provided education¹⁰

Education topic	Number of grantees educating on this topic	Education topic	Number of grantees educating on this topic
Domestic violence overview, dynamics, and services	70	Healthy relationships/domestic violence/dating violence prevention (community)	51
Dating violence overview, dynamics, and services	66	Safety planning	51
Sexual assault overview, dynamics, and services	59	Domestic violence/dating violence prevention program	48
Issues specific to victims/survivors who are geographically isolated	52	Stalking overview, dynamics, and services	42
Healthy relationships/domestic violence/dating violence prevention (6-12th grade)	51	Issues specific to victims/survivors who are American Indian or Alaska Native	32

¹⁰ Not all topics reported by grantees are presented here.

Staff: Rural Program staff provide victim services, training, community education, law enforcement, prosecution, court services, probation and parole, and batterer intervention programs to increase victim safety and offender accountability.

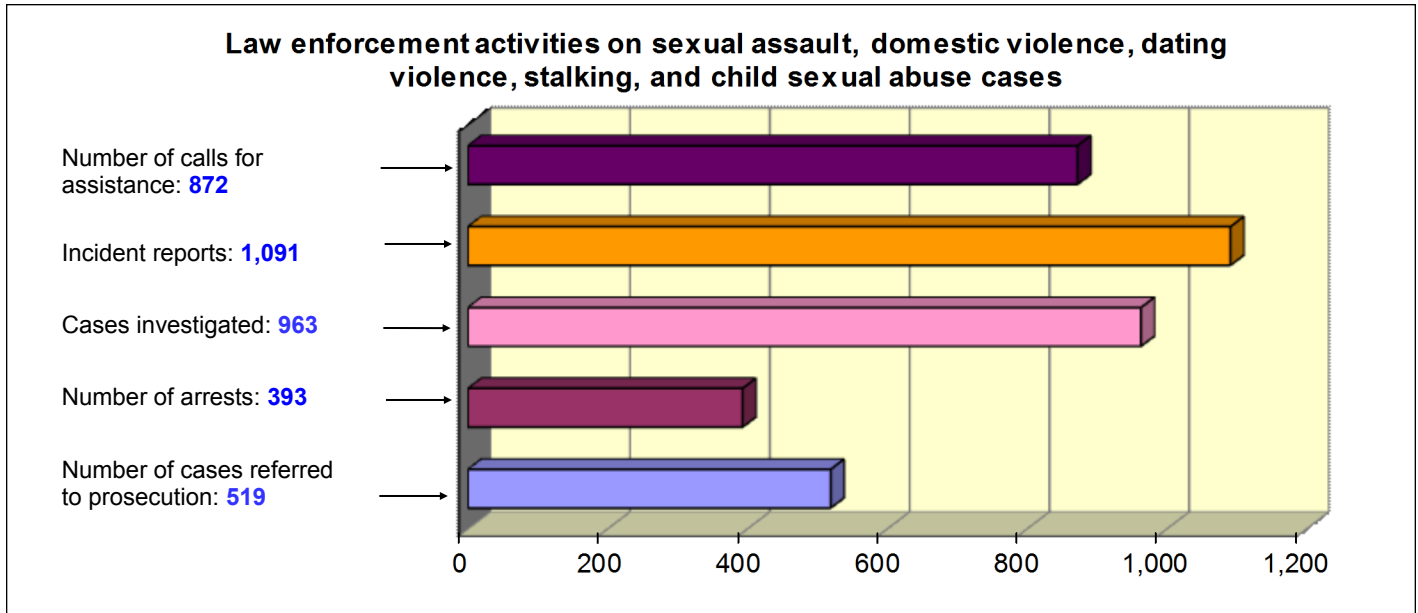
Number of grantees using funds for staff: **116** (96% of all grantees reporting)

Total number of full time equivalent staff funded ¹¹	333
Victim advocate (32% of all staff funded)	107
Program coordinator (19%)	62
Trainer/educator (11%)	38
Administrator (6%)	21
Counselor (6%)	19
Support staff (6%)	19
Outreach worker (5%)	16
Victim assistant (3%)	11
Attorney (2%)	6
Law enforcement officer (2%)	6
Legal advocate (2%)	6
Prosecutor (2%)	6
Investigator (prosecution-based) (2%)	5
Probation officer/offender monitor (1%)	3
Children's advocate (1%)	2
Sexual assault forensic examiner/sexual assault nurse examiner (1%)	2
Information technology officer (<1%)	1
Paralegal (<1%)	1
Translator/interpreter (<1%)	1

¹¹ Categories are rounded to the nearest whole number and only categories with at least one FTE after rounding are included.

Law Enforcement

Number of grantees using funds for law enforcement: **15** (12% of all grantees reporting)



Prosecution

Number of grantees using funds for prosecution: **10** (8% of all grantees reporting)

Prosecution of sexual assault, domestic violence, dating violence, stalking and child sexual abuse cases	
Total number of cases received, accepted for prosecution, declined, or transferred¹²	<ul style="list-style-type: none"> • 694 cases were received • 510 cases were accepted for prosecution • 189 cases were declined • 2 cases were transferred to higher or lower court that is outside grant-funded jurisdiction
Number of cases disposed of¹³	519
Cases resulting in convictions and deferred adjudications	<p>376 72% of all cases disposed of resulted in convictions or deferred adjudications</p> <ul style="list-style-type: none"> • 70% of domestic violence/dating violence cases resulted in conviction or deferred adjudication: 234 cases out of 336 disposed of • 63% of sexual assault cases resulted in a conviction or deferred adjudication: 10 cases out of 16 disposed of • 100% of stalking cases resulted in conviction or deferred adjudication: 4 cases out of 4 disposed of • 86% of child sexual abuse cases resulted in conviction or deferred adjudication: 19 cases out of 22 disposed of

¹² Cases accepted, declined, or transferred in the current reporting period may have been received by prosecution in a previous reporting period.

¹³ Cases disposed of in the current reporting period may include cases received by prosecution in a previous reporting period.

Probation and Parole

Number of grantees using funds for probation: **7** (6% of all grantees reporting)

Total number of offenders	352
----------------------------------	------------

Disposition of violations of probation

Probation officers monitor offenders to review progress and compliance with conditions of probation. The data reported below reflect the sanctions imposed for violations that were disposed of during the current reporting period.

Violation of probation	Disposition of violations ¹⁴
Protection order (4)	100% (4) had partial or full revocation of probation
New criminal behavior (8)	75% (6) had partial or full revocation of probation 25% (2) had no action taken
Failure to attend mandated batterer intervention program (BIP) (6)	50% (3) had partial or full revocation of probation 50% (3) received verbal/written warning
Failure to attend mandated offender treatment (does not include BIP) (18)	83% (15) had partial or full revocation of probation 11% (2) had conditions added 6% (1) had no action taken
Failure to attend mandated parenting program (3)	33% (1) had partial or full revocation of probation 33% (1) had no action taken 33% (1) received verbal/written warning
Other conditions of probation or parole (69)	62% (43) had partial or full revocation of probation 16% (11) received additional conditions 12% (8) received verbal/written warning 10% (7) had no action taken

Offender monitoring

- ✦ **256** offenders received **1,789** face-to-face contacts
- ✦ **238** offenders received **634** telephone monitoring contacts
- ✦ **231** offenders received **459** unscheduled surveillance contacts

Outreach to victims/survivors

In addition to offender monitoring, probation officers also contact victims/survivors as an additional strategy to increase victim/survivor safety.

- ✦ **39** victims/survivors received **51** contacts

¹⁴ Partial or full revocation of probation results in incarceration.