

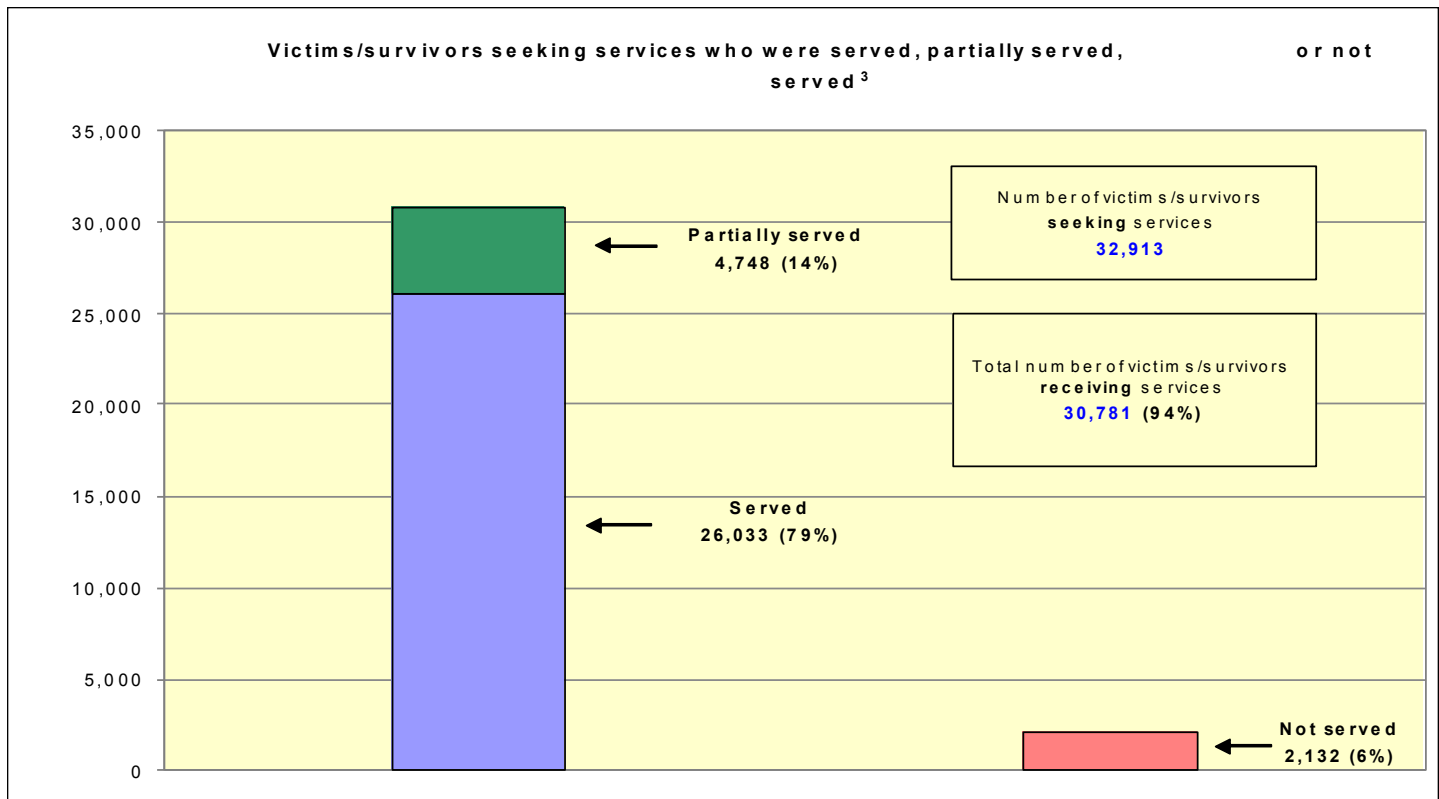


The purpose of the LAV Program is to strengthen civil and criminal legal assistance for victims of sexual assault, domestic violence, dating violence, and stalking through innovative, collaborative programs. These programs provide victims with representation and legal advocacy in family, immigration, administrative agency, housing, protection or stay-away order proceedings, and other similar matters. The LAV Program is intended to increase the availability of civil and criminal legal assistance in order to provide effective aid to victims who are seeking relief in legal matters arising as a consequence of abuse or violence.

Number of grantees reporting	216
------------------------------	------------

Victim Services: LAV Program grantees provided services to **30,781** victims/survivors of sexual assault, domestic violence, dating violence, and stalking.

Number of grantees using funds for victim services: **214** (99% of all grantees reporting)



¹ This report contains selected data submitted by LAV Program grantees on a semi-annual progress report.

² Throughout this document, the sum of percentages may not equal 100 due to rounding.

³ Percentages are based on victims/survivors seeking services.

Victim services and demographics: LAV Program grantees provide direct legal services to victims/survivors of sexual assault, domestic violence, dating violence, and stalking in matters arising from the abuse or violence. They also provide other support services and safety planning, as needed.

Victims/survivors served or partially served by type of victimization:

- Domestic violence/dating violence: **24,051** (78% of those receiving services)
- Sexual assault: **6,068** (20%)
- Stalking: **662** (2%)

Demographic data:

Gender⁴

- Female: **28,712** (94% of those receiving services)
- Male: **1,811** (6%)

Race/ethnicity^{4,5}

- White: **11,168** (38%)
- Hispanic or Latino: **11,113** (38%)
- Black or African American: **4,456** (15%)
- Asian: **2,274** (8%)
- American Indian or Alaska Native: **632** (2%)
- Native Hawaiian or Other Pacific Islander: **162** (1%)

Other demographics⁶

- Immigrants/refugees/asylum seekers: **11,738** (38%)
- Limited English proficiency: **10,147** (33%)
- Rural: **5,637** (18%)
- Disabilities: **2,813** (9%)

Relationship to offender⁷

- Domestic violence/dating violence
 - Spouse or intimate partner: **22,165** (89% of those receiving services)
 - Dating relationship: **1,568** (6%)
 - Other family member: **1,009** (4%)
 - Acquaintance: **194** (1%)
 - Stranger: **24** (<1%)
- Sexual assault
 - Spouse or intimate partner: **3,981** (58%)
 - Acquaintance: **1,161** (17%)
 - Other family member: **835** (12%)
 - Stranger: **479** (7%)
 - Dating relationship: **410** (6%)
- Stalking
 - Spouse or intimate partner: **1,236** (78%)
 - Dating relationship: **160** (10%)
 - Acquaintance: **100** (6%)
 - Other family member: **57** (4%)
 - Stranger: **30** (2%)

Number of victims/survivors receiving the following services:

- **Safety planning** (by lawyers): **13,086** (43% of those receiving services)
- **Safety planning** (by other staff): **9,665** (31%)
- **Support services** (by other staff): **7,393** (24%)
- **Non-attorney legal advocacy**: **5,842** (19%)
- **Support services** (by lawyers): **5,561** (18%)
- **Pro se clinics/group services** (by other staff): **970** (3%)
- **Pro se clinics/group services** (by lawyers): **859** (3%)

⁴ Percentages are based on victims/survivors receiving services for whom this information was known.

⁵ Some victims/survivors may identify with more than one race/ethnicity, so the total number reported in race/ethnicity may be higher than the total number of victims/survivors served.

⁶ Because victims/survivors may be represented in more than one of these categories, or not at all, the total for this category may be higher or lower than the total number of victims/survivors served.

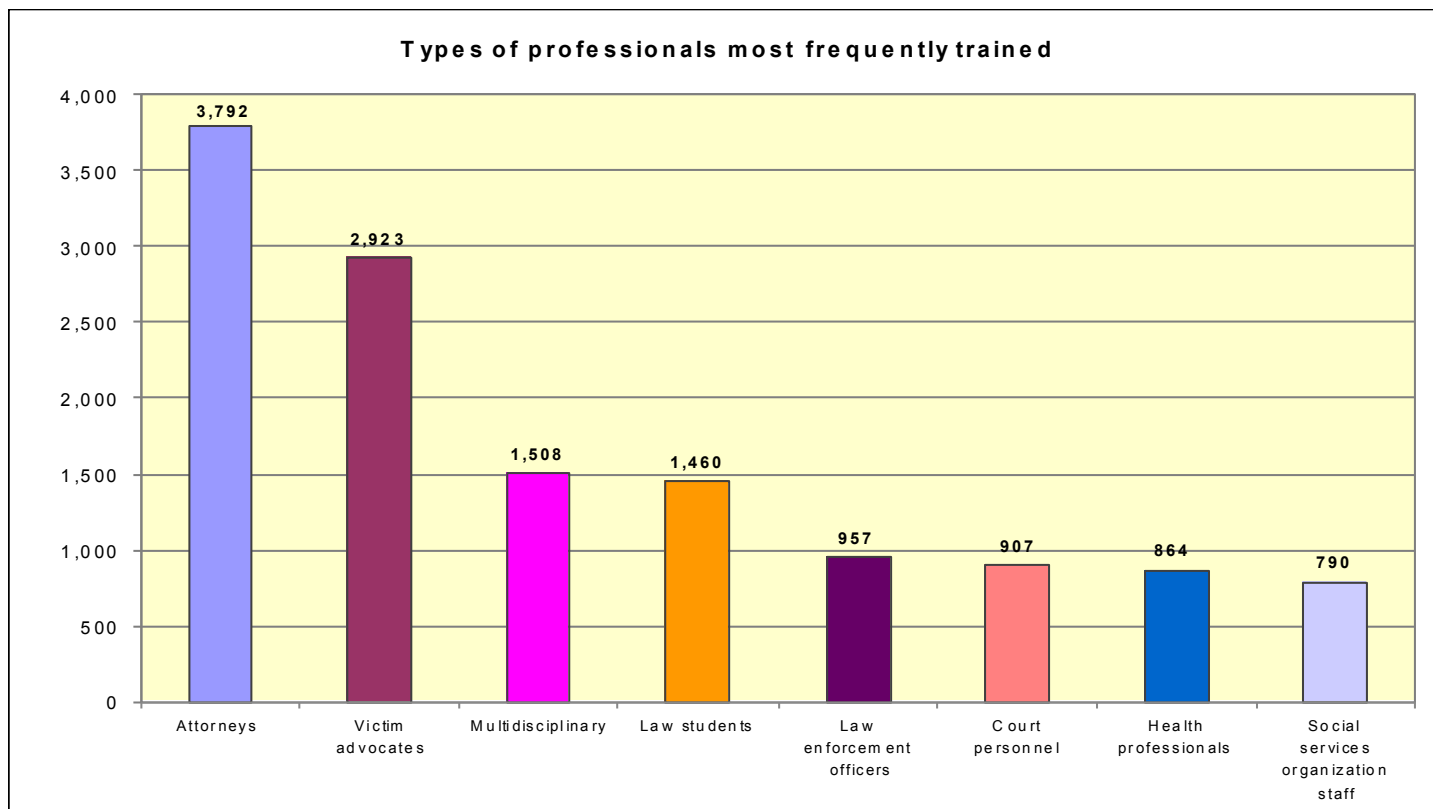
⁷ Victims/survivors may have been abused by more than one offender and/or may have experienced more than one type of victimization, so the total for each victimization category (when unknowns are included) may be higher than the total number of victims/survivors served in each of those categories. Percentages presented here are based on the total number of known relationships in each victimization category.

Training: LAV Program grantees provide enhanced training for lawyers representing victims/survivors, and training for other professionals who serve victims/survivors of sexual assault, domestic violence, dating violence, and stalking.

Number of grantees using funds for training: **116** (54% of all grantees reporting)

Total number of people trained: **17,871**

Number of training events: **648**



Topics on which grantees most frequently provided training

Training topic	Number of grantees training on this topic	Training topic	Number of grantees training on this topic
Domestic violence laws	81	Sexual assault overview, dynamics and services	65
Identifying legal issues	75	Immigration	62
Domestic violence overview, dynamics and services	74	Sexual assault laws	61
Protection orders	74	Confidentiality	60
Safety planning	69	Serving underserved/unserved populations	60
Issues specific to victims/survivors who are immigrants, refugees or asylum seekers	66	Divorce/custody/visitation/child support	59

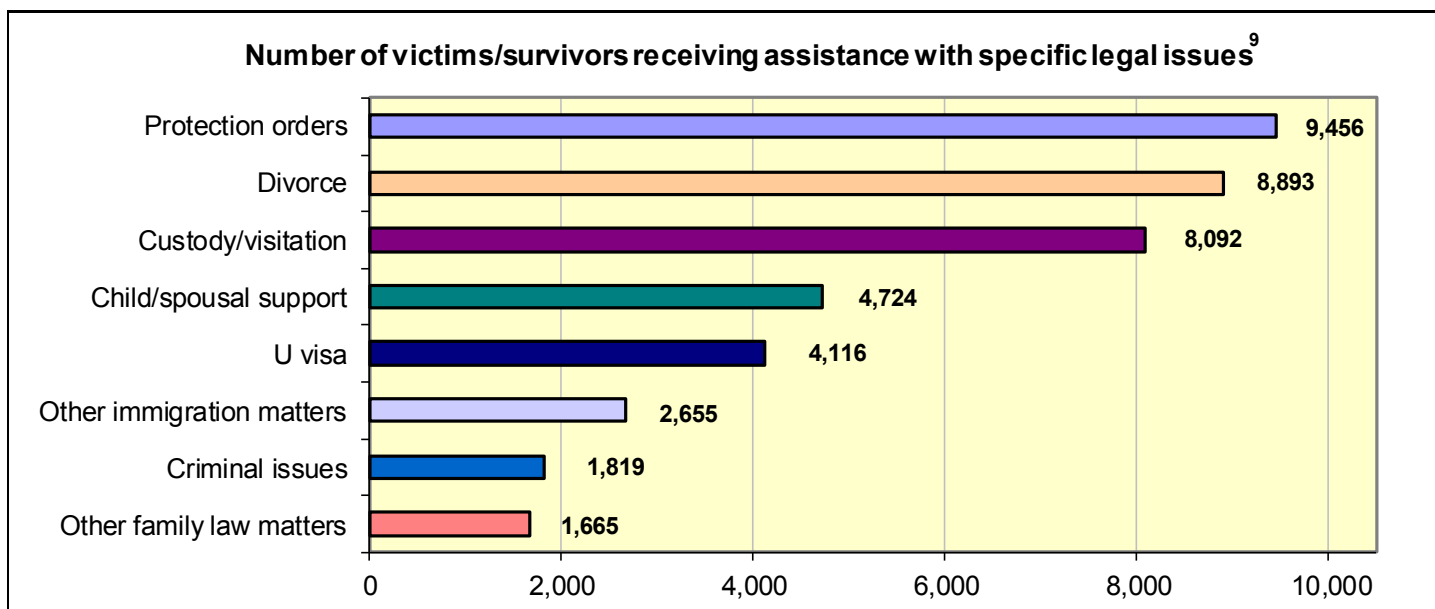
Staff: LAV Program staff provide direct legal services to victims/survivors of sexual assault, domestic violence, dating violence, and stalking; training and mentoring for lawyers representing victims/survivors; and support services for victims/survivors.

Number of grantees using funds for staff: **214** (99% of all grantees reporting)

Total number of full time equivalent staff funded⁸	420
Attorney (58% of all staff funded)	244
Paralegal (11%)	45
Victim advocate (10%)	43
Legal advocate (8%)	34
Program coordinator (4%)	17
Support staff (4%)	15
Administrator (3%)	13
Trainer (1%)	3
Law student/intern (<1%)	2
Translator/interpreter (<1%)	2

Legal Issues: LAV Program grantees may represent victims/survivors of sexual assault, domestic violence, dating violence and stalking in a variety of legal matters including family law (for example, divorce, child custody, and visitation), protection orders, immigration, and housing. About a quarter of victims/survivors received help with more than one legal issue.

Number of victims/survivors who received assistance with multiple legal issues: **7,641** (25% of those receiving services)



⁸ Categories are rounded to the nearest whole number and only categories with at least one FTE after rounding are included.

⁹ Only the top eight legal issues are presented.

Legal Outcomes: LAV Program grantees report on a number of legal outcomes for the cases for which there was a final disposition. These outcomes include provision of information and referral services only; brief services; negotiated resolution; court decision; and/or an administrative decision. Grantees report on the disposition of each legal matter they addressed.

Number of issues disposed of:¹⁰ **29,492**

Issues	Outcomes ¹¹
Protection orders: 7,546 (26% of all legal issues disposed of)	<ul style="list-style-type: none"> • 37% had a court decision • 33% received information/referral/advice only • 12% had a negotiated resolution/filed action • 9% received brief services only • 7% victims/survivors withdrew • 1% had a negotiated resolution/no filed action • <1% had an administrative decision
Child custody/visitation: 5,502 (19% of all legal issues disposed of)	<ul style="list-style-type: none"> • 46% received information/referral/advice only • 21% had a court decision • 15% received brief services only • 11% had a negotiated resolution/filed action • 5% victims/survivors withdrew • <1% had an administrative decision • <1% had a negotiated resolution/no filed action
Divorce: 5,284 (18% of all legal issues disposed of)	<ul style="list-style-type: none"> • 51% received information/referral/advice only • 18% had a court decision • 14% received brief services only • 9% had a negotiated resolution/filed action • 6% victims/survivors withdrew • 1% had a negotiated resolution/no filed action • <1% had an administrative decision
Immigration matters:¹² 3,453 (12% of all legal issues disposed of)	<ul style="list-style-type: none"> • 38% received information/referral/advice only • 31% had an administrative decision • 15% received brief services only • 4% victims/survivors withdrew • 3% had a court decision • 2% had a negotiated resolution/filed action • 1% had a negotiated resolution/no filed action
Child/spousal support: 2,662 (9% of all legal issues disposed of)	<ul style="list-style-type: none"> • 48% received information/referral/advice only • 21% had a court decision • 13% had a negotiated resolution/filed action • 11% received brief services only • 6% victims/survivors withdrew • 1% had an administrative decision • 1% had a negotiated resolution/no filed action

¹⁰ The total number of outcomes includes all dispositions for all categories of issues. Only the top five categories of legal issues disposed of are presented; all listed issue categories included 1% of their dispositions as “had other results”, with the exception of immigration matters, which had “other results” in 7% of their dispositions.

¹¹ Percentages for types of outcomes are based on the number of issues disposed of in each category.

¹² Immigration matters include the following categories: U visa, VAWA self-petition, T visa, cancellation of removal, and other immigration matters.