

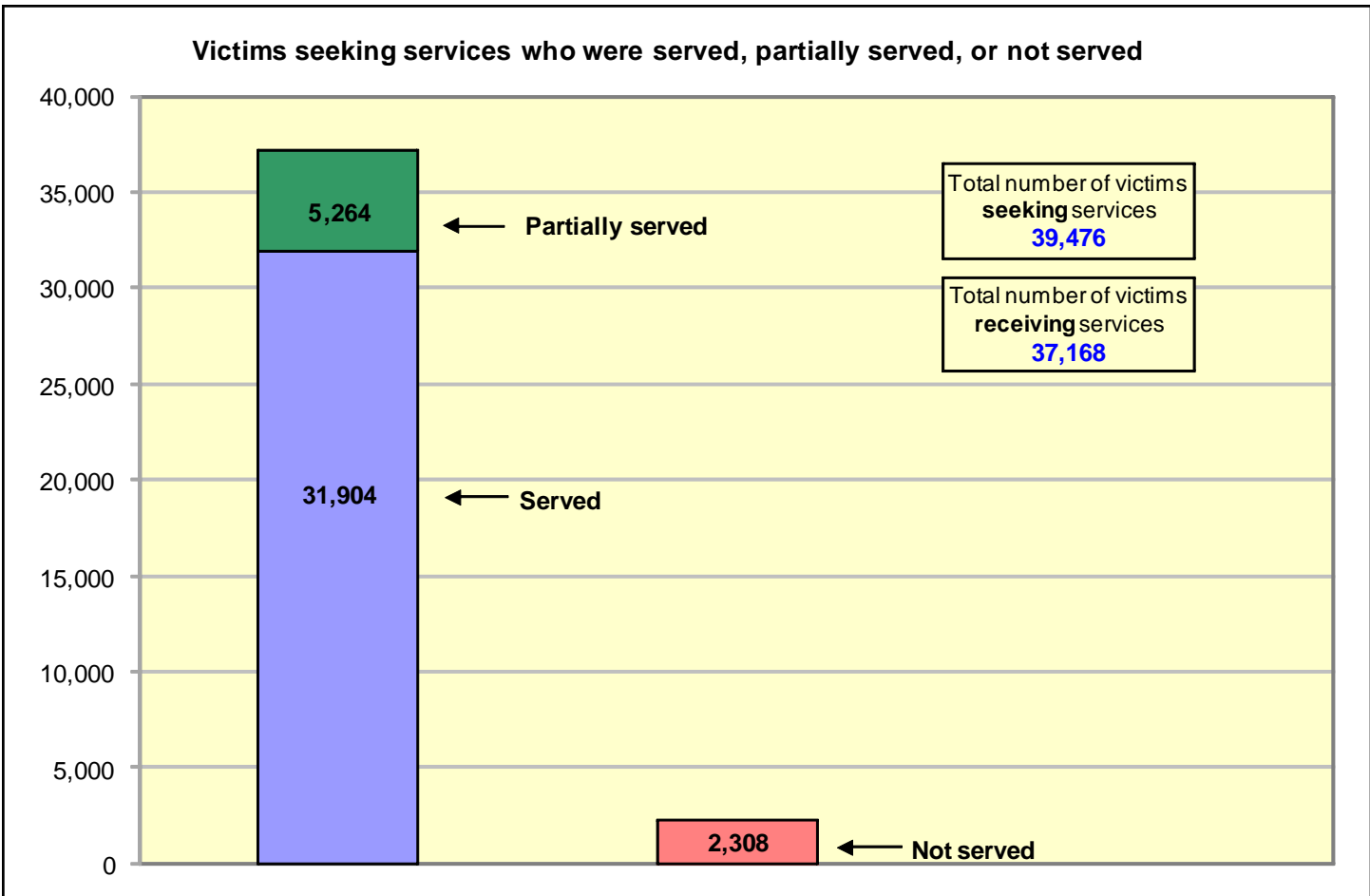
Office on Violence Against Women
Discretionary Grants
Legal Assistance to Victims Grant program
Report Period: July 1-December 31, 2009

The Legal Assistance for Victims (LAV) Grant Program is designed to strengthen civil and criminal legal assistance for victims of sexual assault, stalking, domestic violence, and dating violence through innovative, collaborative programs. These programs provide victims with representation and legal advocacy in family, immigration, administrative agency, or housing matters, protection or stay-away order proceedings, and other similar matters. The Legal Assistance Program is intended to increase the availability of civil and criminal legal assistance in order to provide effective aid to victims who are seeking relief in legal matters arising as a consequence of abuse or violence.

Total number of grantees reporting	154
------------------------------------	-----

Victim Services: LAV Program grantees provided services to more than **37,000** victims of sexual assault, domestic violence, dating violence, and stalking.

Total number of grantees using funds for victim services: **147** (95% of all grantees reporting)



Victim services and demographics: LAV Program grantees provide direct legal services to victims of sexual assault, domestic violence, dating violence, and stalking in matters arising from the abuse or violence. They also provide other support services and safety planning, as needed.

Victims served or partially served by type of victimization:

- Domestic violence/dating violence: **34,476** (93% of those receiving services)
- Sexual assault: **2,163** (6%)
- Stalking: **529** (1%)

Demographic data:

Gender¹

- Female: **34,628** (94%)
- Male: **2,386** (6%)

Ethnicity^{1,2}

- White: **18,327** (52%)
- Hispanic or Latino: **9,968** (28%)
- Black or African American: **4,450** (13%)
- Asian: **1,655** (5%)
- American Indian and/or Alaska Native: **1,026** (3%)
- Native Hawaiian or other Pacific Islander: **210** (1%)

Other demographics³

- Immigrants: **9,621** (26% of those receiving services)
- Rural: **8,908** (24%)
- Limited English proficiency: **7,769** (21%)
- Disabilities: **2,710** (7%)

Relationship to offender⁴

Domestic violence/dating violence

- Current or former spouse or intimate partner: **30,295** (90%)
- Dating: **1,673** (5%)
- Other family member: **1,412** (4%)
- Acquaintance: **340** (1%)
- Stranger: **55** (<1%)

Sexual assault

- Current or former spouse or intimate partner: **1,616** (57%)
- Acquaintance: **590** (21%)
- Other family member: **288** (10%)
- Dating: **210** (7%)
- Stranger: **147** (5%)

Stalking

- Current or former spouse or intimate partner: **925** (77%)
- Dating: **109** (9%)
- Acquaintance: **104** (9%)
- Other family member: **47** (4%)
- Stranger: **17** (1%)

Number of victims receiving the following services:

- **Safety planning** (by lawyers): **17,169** (46% of those receiving services)
- **Safety planning** (by other staff): **14,041** (38%)
- **Support services** (by lawyers): **5,425** (15%)
- **Support services** (by other staff): **7,138** (19%)
- **Non-attorney legal advocacy**: **8,175** (22%)
- **Pro se clinics/group services** (by lawyers): **911** (2%)
- **Pro se clinics/group services** (by other staff): **1,056** (3%)

¹. Percentages are based on victims receiving services for whom this information was known.

². Some victims may identify with more than one race/ethnicity, so the total number reported in race/ethnicity may be higher than the total number of victims served.

³. Because victims may be represented in more than one of these categories, or not at all, the total for this category may be higher or lower than the total number of victims served.

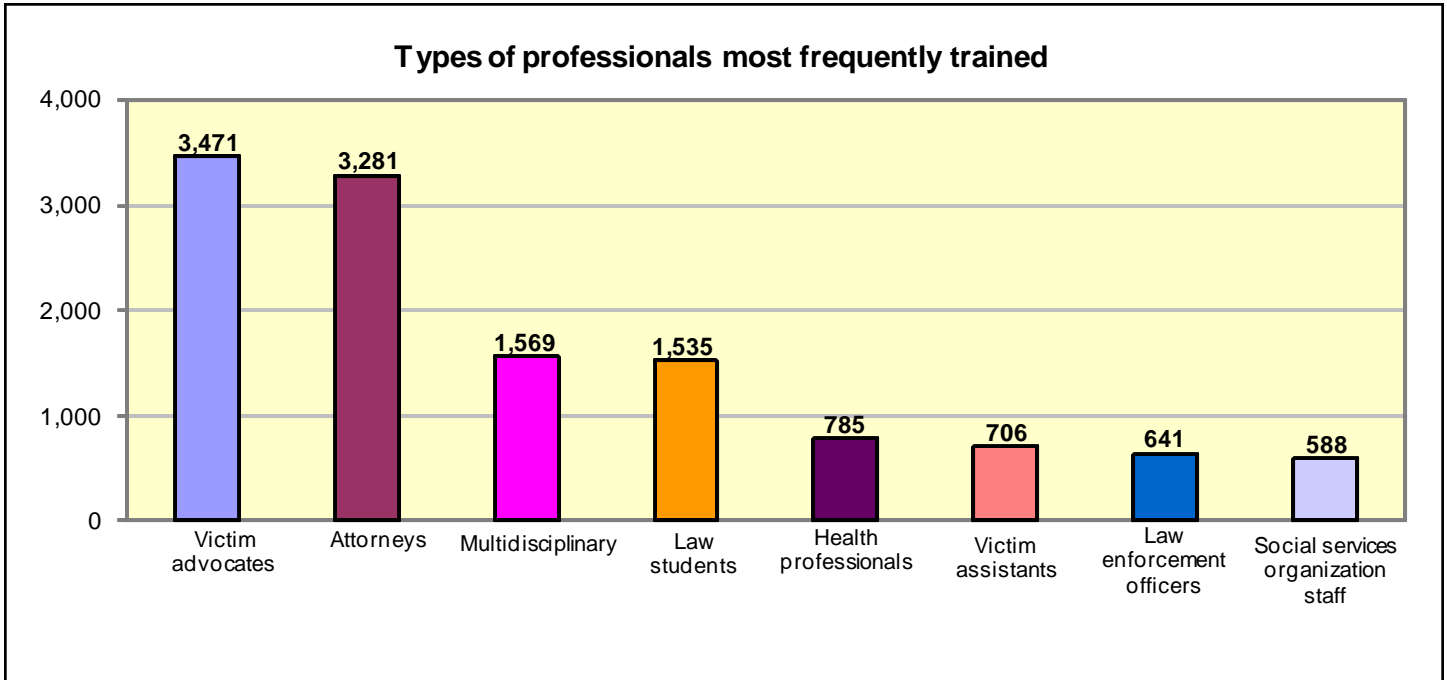
⁴. Victims may have been abused by more than one offender and/or may have experienced more than one type of victimization, so the total for each victimization category may be higher than the total number of victims served in each of those categories. Percentages are based on the total number of known relationships in each victimization category.

Training: LAV Program grantees provide enhanced training for lawyers representing victims, and training for other professionals who serve victims of sexual assault, domestic violence, dating violence, and stalking.

Total number of grantees using funds for training: **102** (66% of all grantees reporting)

Total number of people trained: **16,909**

Number of training events: **794**



Topics on which professionals were most frequently trained

Training topic	Number of grantees training on this topic	Training topic	Number of grantees training on this topic
Domestic violence laws	81	Divorce/custody/visitation/child support	67
Protection orders (including full faith and credit)	75	Issues specific to victims/survivors who are immigrants, refugees, or asylum seekers	65
Domestic violence overview, dynamics, and services	71	Confidentiality	63
Identifying legal issues	69	Safety planning	62

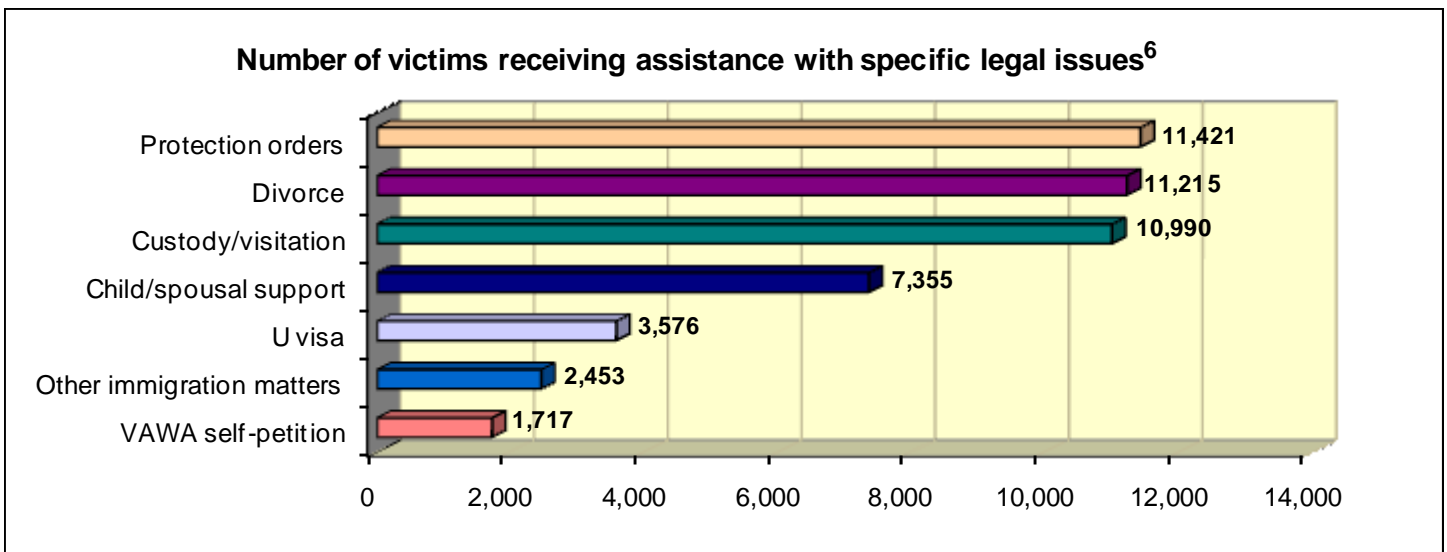
Staff: LAV Program staff provide direct legal services to victims of sexual assault, domestic violence, dating violence, and stalking; training and mentoring for lawyers representing victims; and support services for victims.

Total number of grantees using funds for staff: **151** (98% of all grantees reporting)

Total number of full time equivalent staff funded⁵	465
Attorney (55% of all staff funded)	256
Paralegal (11%)	51
Legal advocate (9%)	44
Victim advocate (8%)	37
Support staff (6%)	29
Program coordinator (4%)	19
Administrator (4%)	18
Trainer (1%)	4
Law student/intern (<1%)	2
Translator/ interpreter (<1%)	1

Legal Issues: LAV Program grantees may represent victims of sexual assault, domestic violence, dating violence, and stalking in a variety of legal matters including family law (for example, divorce, child custody, and visitation), protection orders, immigration, and housing. A little less than 1/4 of victims/survivors receive help with more than one legal issue.

Number of victims who received assistance with multiple legal issues: **7,867** (21% of those receiving services)



^{5.} Categories are rounded to the nearest whole number and only categories with at least one full FTE after rounding are included.

^{6.} Only the top seven legal issues are presented.

Legal Outcomes: LAV Program grantees report on a number of legal outcomes for the cases for which there was a final disposition. These outcomes include provision of information and referral services only; brief services; negotiated resolution; court decision; and/or an administrative decision. Grantees report on the disposition of each legal matter they addressed.

Number of issues disposed of ⁷: **31,905**

Issues	Outcomes ⁸
Protection orders: 9,015 (28% of all legal issues disposed of)	<ul style="list-style-type: none"> • 37% had a court decision • 35% received information, referrals, and/or advice • 13% had a negotiated resolution/filed action • 8% received brief services only • 5% victims/survivors withdrew • 1% had a negotiated resolution/no filed action • <1% had an administrative decision
Divorce: 6,645 (21% of all legal issues disposed of)	<ul style="list-style-type: none"> • 47% received information, referrals, and/or advice • 23% had a court decision • 13% received brief services only • 9% had a negotiated resolution/filed action • 5% victims/survivors withdrew • 1% had a negotiated resolution/no filed action • <1% had an administrative decision
Child custody/visitation: 5,883 (18% of all legal issues disposed of)	<ul style="list-style-type: none"> • 44% received information, referrals, and/or advice • 24% had a court decision • 13% received brief services only • 13% had a negotiated resolution/filed action • 4% victims/survivors withdrew • 1% had a negotiated resolution/no filed action • <1% had an administrative decision
Immigration matters⁹: 3,390 (11% of all legal issues disposed of)	<ul style="list-style-type: none"> • 58% had an administrative decision • 23% received information, referrals, and/or advice • 7% had a negotiated resolution/filed action • 7% received brief services only • 2% had a court decision • 2% victims/survivors withdrew • <1% had a negotiated resolution/no filed action
Child/spousal support: 3,118 (10% of all legal issues disposed of)	<ul style="list-style-type: none"> • 42% received information, referrals, and/or advice • 27% had a court decision • 12% received brief services only • 12% had a negotiated resolution/filed action • 5% victims/survivors withdrew • 1% had an administrative decision • <1% had a negotiated resolution/no filed action

⁷ The total number of outcomes includes all dispositions for all categories of issues. Only the top five categories of legal issues disposed of are presented.

⁸ Percentages for types of outcomes are based on the number of issues disposed of in each category.

⁹ Immigration matters include the following categories: VAWA self-petition (764), cancellation of removal (26), U visa (1,432), T visa (17), and other immigration matters (1,151).