

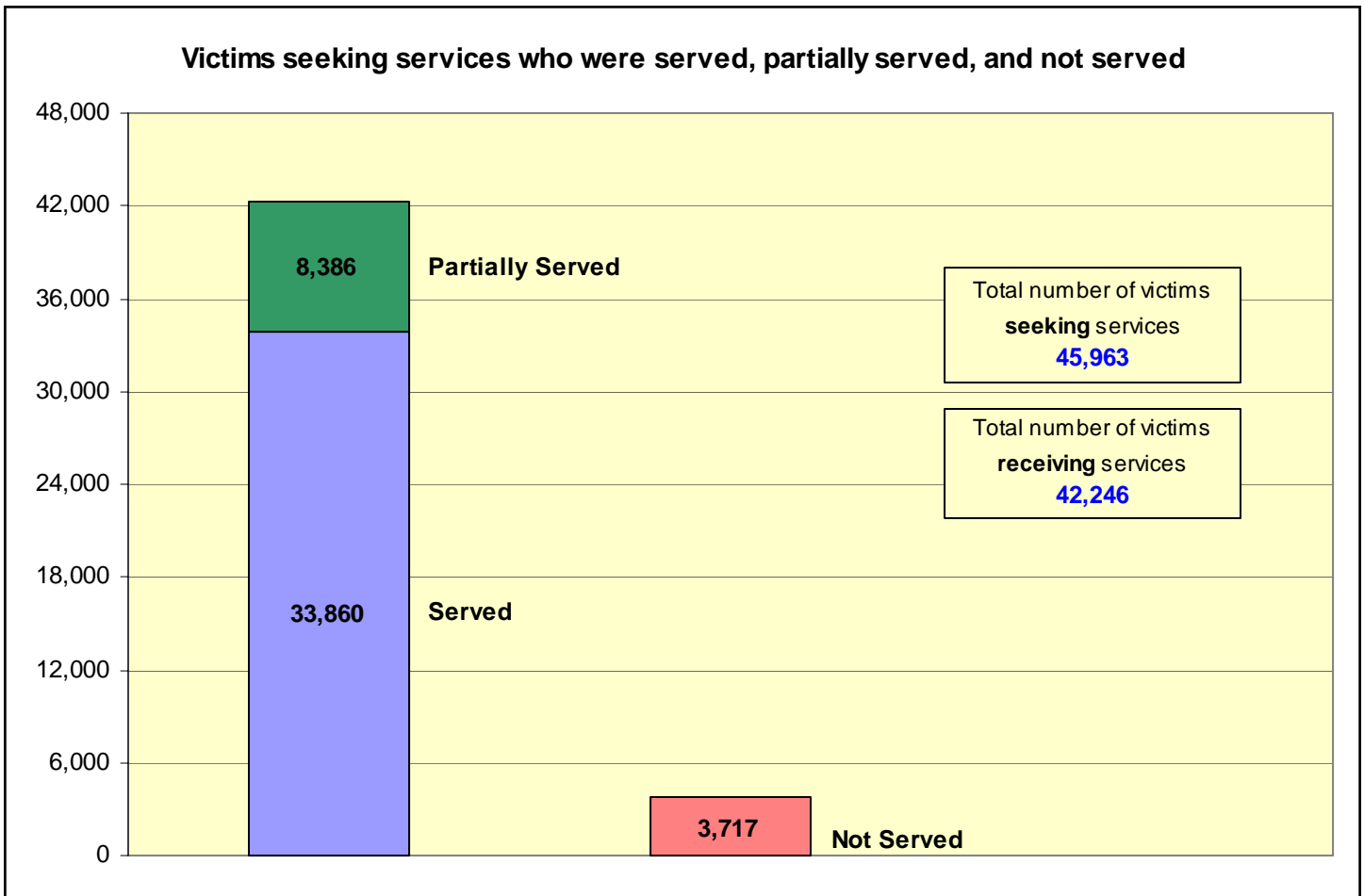
Office on Violence Against Women  
Discretionary Grants  
**Legal Assistance to Victims Grant program**  
Report Period: July 1-December 31, 2006

The Legal Assistance to Victims (LAV) Grant Program is intended to increase the availability of legal assistance for victims of sexual assault, domestic violence, and stalking who need help with legal matters resulting from abuse or violence.

Total number of grantees reporting	193
------------------------------------	-----

**Victim Services:** LAV Program grantees provided services to over **42,000** victims of sexual assault, domestic violence, and stalking.

Total number of grantees using funds for victim services: **181** (94% of all grantees reporting)



**Victim Services and Demographics:** LAV Program grantees provide direct legal services to victims of sexual assault, domestic violence, and stalking in matters arising from the abuse or violence. They also provide other support services and safety planning, as needed.

**Victims served or partially served by type of victimization:**

- Domestic violence: **39,434** (93% of those receiving services)
- Sexual assault: **1,857** (4%)
- Stalking: **955** (2%)

**Demographic data:**

**Gender<sup>1</sup>**

- Female: **39,846** (95%)
- Male: **2,233** (5%)

**Ethnicity<sup>1,2</sup>**

- White: **20,698** (52%)
- Hispanic or Latino: **10,116** (25%)
- African American: **6,199** (15%)
- Asian: **1,672** (4%)
- American Indian: **1,488** (4%)
- Native Hawaiian: **213** (1%)

**Other Demographics**

- Rural: **13,779** (33% of those receiving services)
- Immigrants: **9,458** (22%)
- Limited English: **7,362** (17%)
- Disabilities: **2,608** (6%)

**Relationship to Offender<sup>3</sup>**

**Domestic violence**

- Current or former spouse or intimate partner: **35,991** (92%)
- Dating: **1,900** (5%)
- Other family member: **1,109** (3%)
- Acquaintance: **207** (1%)
- Stranger: **16** (<1%)

**Sexual assault**

- Current or former spouse or intimate partner: **1,715** (62%)
- Acquaintance: **392** (14%)
- Other family member: **281** (10%)
- Dating: **243** (9%)
- Stranger: **115** (4%)

**Stalking**

- Current or former spouse or intimate partner: **1,601** (85%)
- Dating: **149** (8%)
- Acquaintance: **87** (5%)
- Other family member: **25** (1%)
- Stranger: **10** (1%)

**Number of victims receiving the following services:**

- **Safety Planning** (by lawyers): **17,059** (40% of those receiving services)
- **Safety Planning** (by other staff): **18,226** (43%)
- **Support Services** (by lawyers): **7,341** (17%)
- **Support Services** (by other staff): **12,627** (30%)
- **Pro se clinics/group services** (by lawyers): **946** (2%)
- **Pro se clinics/group services** (by other staff): **697** (2%)
- **Non-attorney legal advocacy**: **11,649** (28%)

<sup>1</sup>. Percentages are based on victims receiving services for whom this information was known.

<sup>2</sup>. Because victims may identify as more than one race/ethnicity, data reported may exceed the total number of victims served.

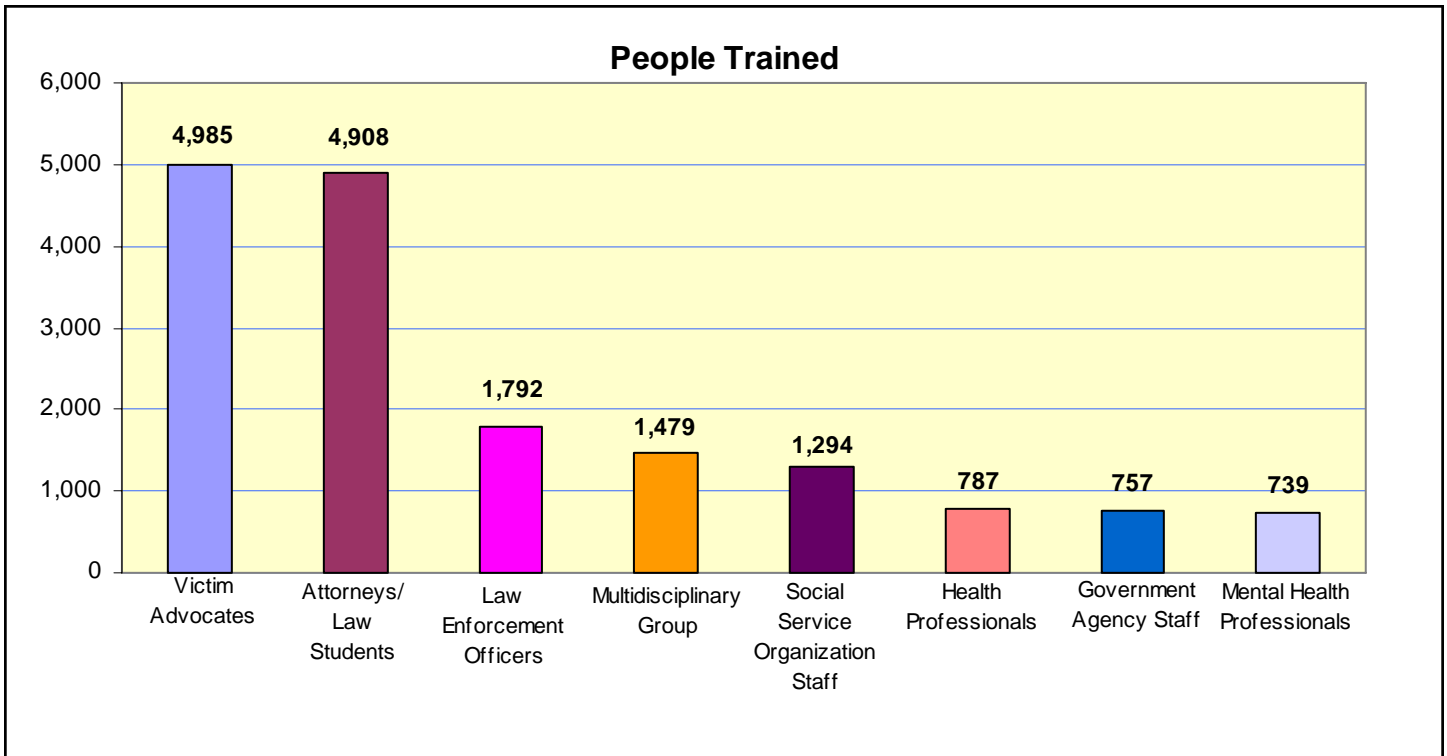
<sup>3</sup>. Victims may have been abused by more than one offender and/or may have experienced more than one type of victimization, so the total for each victimization category may be higher than the total number of victims served in each of those categories. Percentages are based on the total number of known relationships in each victimization category.

**Training:** LAV Program grantees provide enhanced training for lawyers representing victims, and training for other professionals who serve victims of sexual assault, domestic violence, and stalking.

Total number of grantees using funds for training: **142** (74% of all grantees reporting)

Total number of people trained: **21,365**

Number of training events: **1,208**



### Topics on which professionals were most frequently trained

Training Topic	Number of grantees training on this topic	Training Topic	Number of grantees training on this topic
Domestic violence laws	112	Safety planning	101
Protection orders	111	Divorce/custody/visitation/child support	93
Domestic violence overview, dynamics and services	105	Issues specific to victims/survivors who are immigrants, refugees, or asylum seekers	88
Identifying legal issues	101	Immigration	78

**Staff:** LAV Program staff provide direct legal services to victims of sexual assault, domestic violence, and stalking; training and mentoring for lawyers representing victims; and support services for victims.

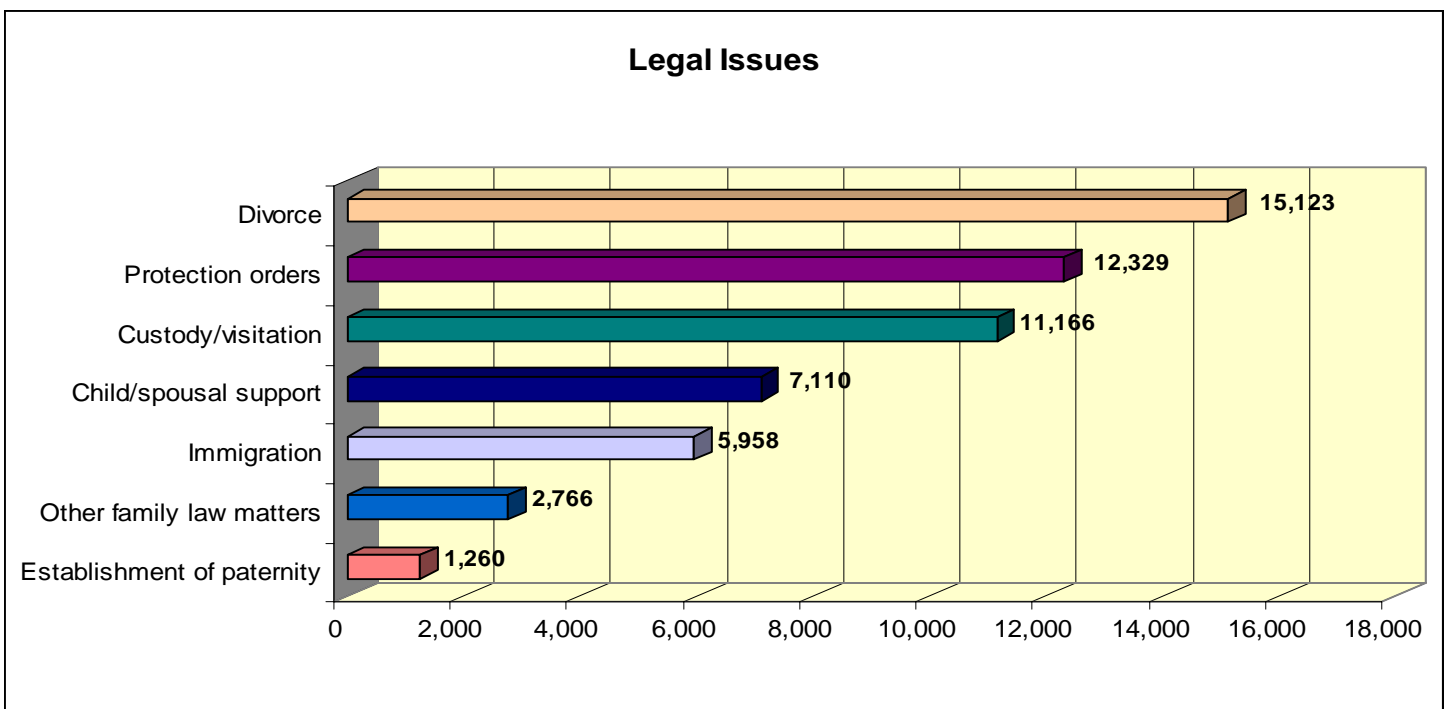
Total number of grantees using funds for staff: **184** (95% of all grantees reporting)

<b>Total Number of full time equivalent staff funded</b>	<b>665</b>
Civil Attorneys (53% of all staff funded)	353
Paralegals (11%)	73
Legal Advocates (9%)	57
Victim Advocates (8%)	53
Support Staff (8%)	50
Administrators (5%)	31
Program Coordinators (4%)	28

**Legal Issues:** LAV Program grantees may represent victims of sexual assault, domestic violence, and stalking in a variety of legal matters including family law (for example, divorce, child custody, and visitation), protection orders, immigration, and housing. About 1/4 of victims/survivors receive help with more than one legal issue.

Number of legal issues addressed: **59,357**

Number of victims who received assistance with multiple legal issues: **9,962** (24% of those receiving services)



**Legal Outcomes:** LAV Program grantees report on a number of legal outcomes for the cases for which there was a final disposition. These outcomes include provision of information and referral services only; brief services; negotiated resolution; court decision; and/or an administrative decision. Grantees report on the disposition of each legal matter they addressed.

Number of issues disposed of: **40,676**

Issues	Outcomes <sup>4</sup>
<b>Divorce: 10,316</b> (25% of all legal issues disposed of)	<ul style="list-style-type: none"> <li>• 47% received information and referrals only</li> <li>• 24% had a court decision</li> <li>• 14% received brief services only</li> <li>• 7% victim/survivor withdrew</li> <li>• 5% had a negotiated resolution/filed action</li> </ul>
<b>Protection orders: 9,406</b> (23% of all legal issues disposed of)	<ul style="list-style-type: none"> <li>• 38% had a court decision</li> <li>• 34% received information and referrals only</li> <li>• 12% received brief services only</li> <li>• 8% had a negotiated resolution/filed action</li> <li>• 6% victim/survivor withdrew</li> </ul>
<b>Child custody/visitation: 7,646</b> (19% of all legal issues disposed of)	<ul style="list-style-type: none"> <li>• 46% received information and referrals only</li> <li>• 27% had a court decision</li> <li>• 13% received brief services only</li> <li>• 7% had a negotiated resolution/filed action</li> <li>• 6% victim/survivor withdrew</li> </ul>
<b>Child/spousal support: 4,339</b> (11% of all legal issues disposed of)	<ul style="list-style-type: none"> <li>• 43% received information and referrals only</li> <li>• 30% had a court decision</li> <li>• 13% received brief services only</li> <li>• 8% had a negotiated resolution/filed action</li> <li>• 6% victim/survivor withdrew</li> </ul>
<b>Immigration: 3,618</b> (9% of all legal issues disposed of)	<ul style="list-style-type: none"> <li>• 36% received information and referrals only</li> <li>• 32% had an administrative decision</li> <li>• 14% received brief services only</li> <li>• 6% had a negotiated resolution/filed action</li> <li>• 5% had a court decision</li> <li>• 3% victim/survivor withdrew</li> </ul>

<sup>4</sup>. Percentages for types of outcomes are based on the number of issues disposed of in each category.