

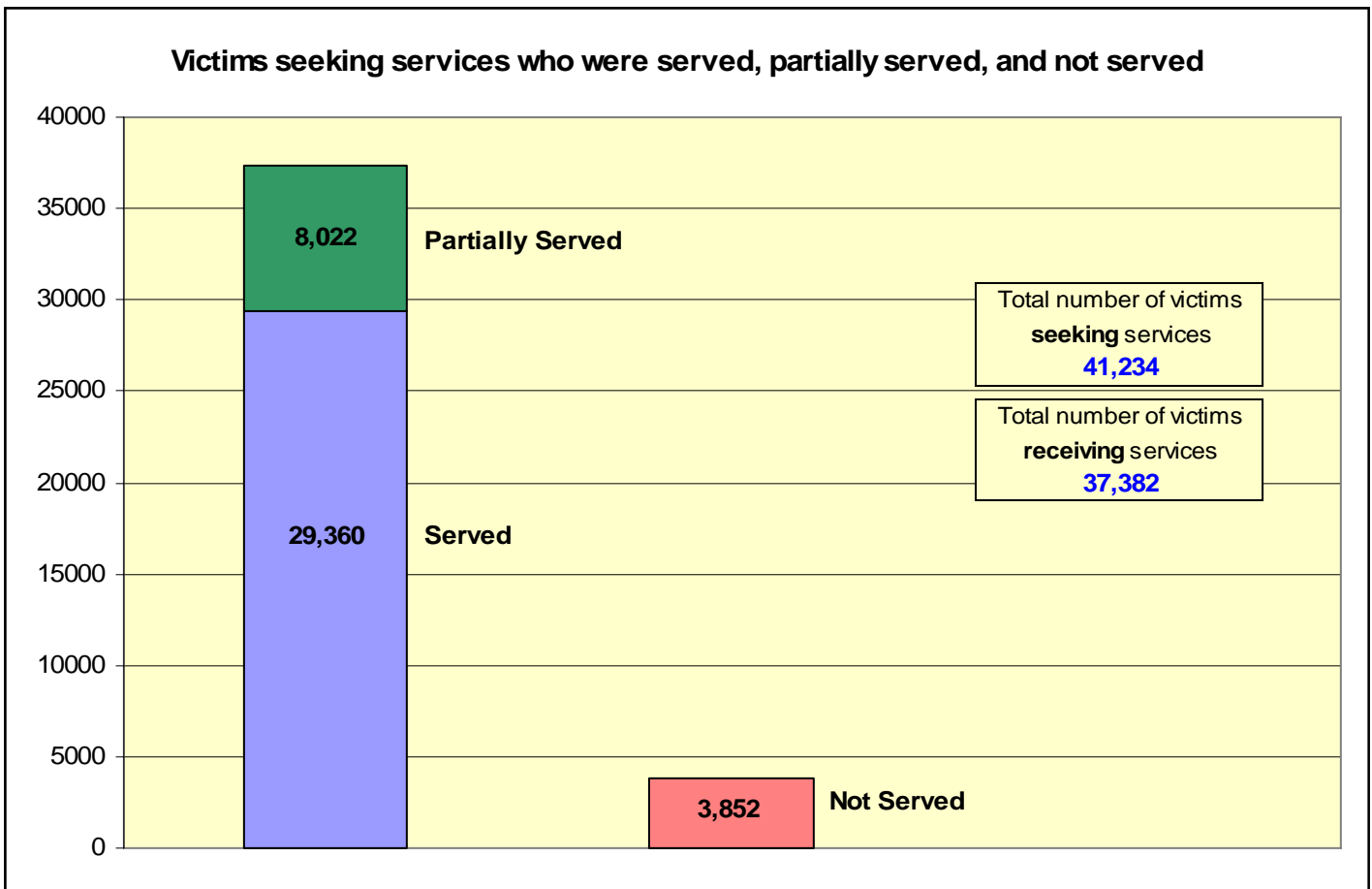
Office on Violence Against Women
Discretionary Grants
Legal Assistance to Victims Grant Program
Report Period: July 1-December 31, 2004

The Legal Assistance to Victims (LAV) Grant Program is intended to increase the availability of legal assistance for victims of sexual assault, domestic violence, and stalking who need help with civil legal matters resulting from abuse or violence.

Total number of grantees reporting	196
------------------------------------	-----

Victim Services: LAV Program grantees provided services to approximately **37,000** victims of sexual assault, domestic violence, and stalking.

Total number of grantees using funds for victim services: **182** (93% of all grantees reporting)



Victim Services and Demographics: LAV Program grantees provide direct legal services to victims of sexual assault, domestic violence, and stalking in matters arising from the abuse or violence. They also provide other support services and safety planning, as needed.

Victims served or partially served by type of victimization:

- Domestic violence: **35,129** (94% of those receiving services)
- Sexual assault: **1,397** (4%)
- Stalking: **856** (2%)

Demographic data:

Gender¹

- Female: **34,552** (96%)
- Male: **1,497** (4%)

Other Demographics

- Rural: **12,522** (35% of those receiving services)
- Immigrant: **6,865** (18%)
- Limited English: **6,562** (18%)
- Disabilities: **2,253** (6%)

Relationship to Offender^{1,2}

- Current or former spouse/intimate partner: **33,034** (94%)
- Dating: **3,071** (9%)
- Other family member: **1,344** (4%)
- Acquaintance/stranger: **551** (2%)

Number of victims receiving the following services:

- **Safety Planning** (by lawyers): **19,484** (28% of victim services provided)
- **Safety Planning** (by other staff): **16,008** (23%)
- **Support Services** (by lawyers): **11,145** (16%)
- **Support Services** (by other staff): **10,388** (15%)
- **Pro-se clinics/group services** (by lawyers): **1,748** (3%)
- **Pro-se clinics/group services** (by other staff): **910** (1%)
- **Non-attorney legal advocacy:** **9,513** (14%)

¹. Percentages are based on victims receiving services for whom this information was known.

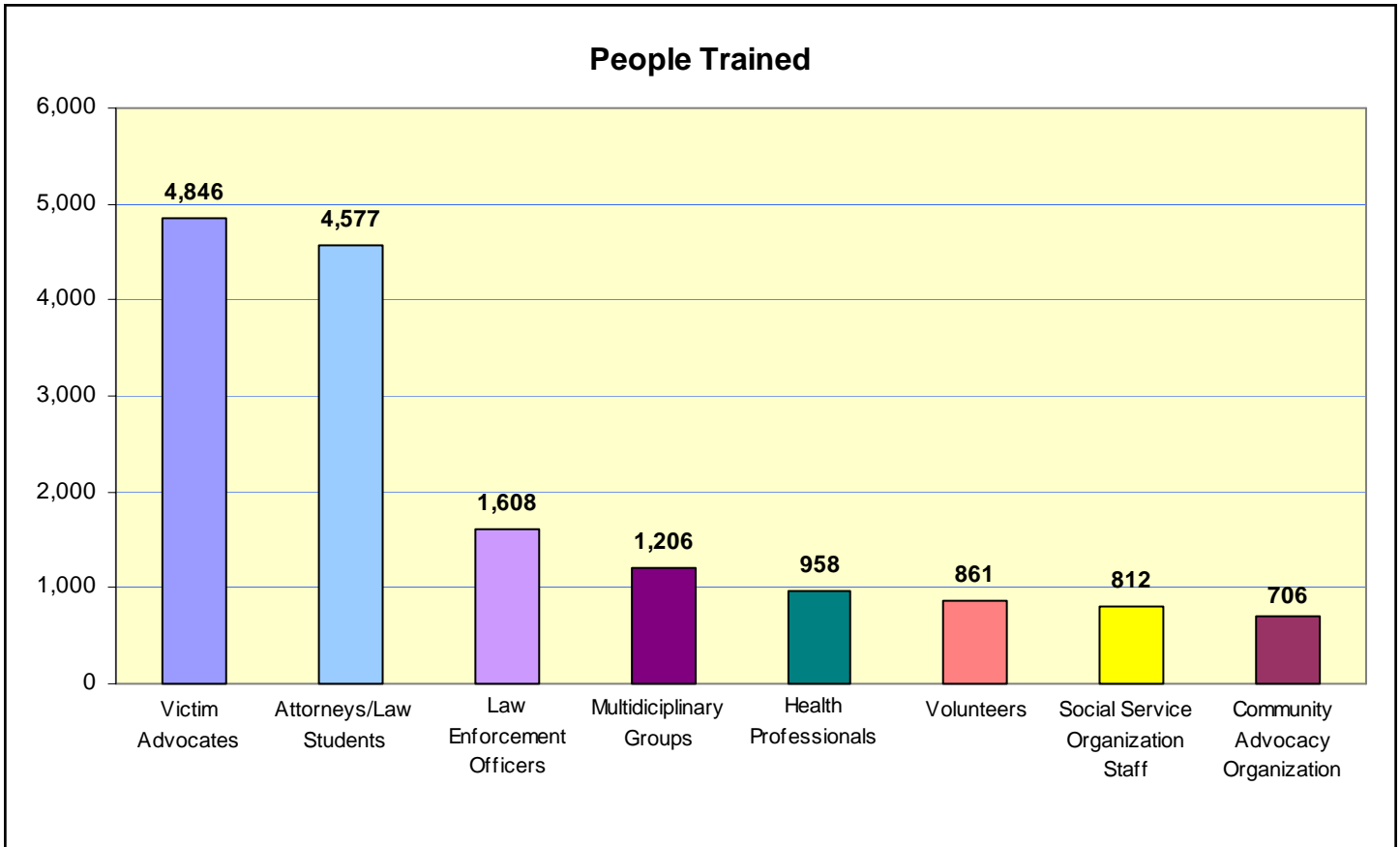
². Because victims may have been abused by more than one offender, data reported may exceed the total number of victims served.

Training: LAV Program grantees provide enhanced training for lawyers representing victims, and training for other professionals who serve victims of sexual assault, domestic violence, and stalking.

Total number of grantees using funds for training: **135** (69% of all grantees reporting)

Total number of people trained: **21,457**

Number of training events: **1,018**



Topics on which professionals were most frequently trained

Training Topic	Number of grantees training on this topic	Training Topic	Number of grantees training on this topic
Domestic violence laws	112	Safety planning	88
Domestic violence overview, dynamics and services	103	Confidentiality	86
Protection orders	100	Issues specific to victims/survivors who are immigrants, refugees and/or asylum seekers	75
Divorce	96	Immigration	62
Identifying legal issues	92	Issues specific to victims/survivors who are homeless or living in poverty	60

Staff: LAV Program staff provide direct legal services to victims of sexual assault, domestic violence, and stalking; training and mentoring for lawyers representing victims; and support services for victims.

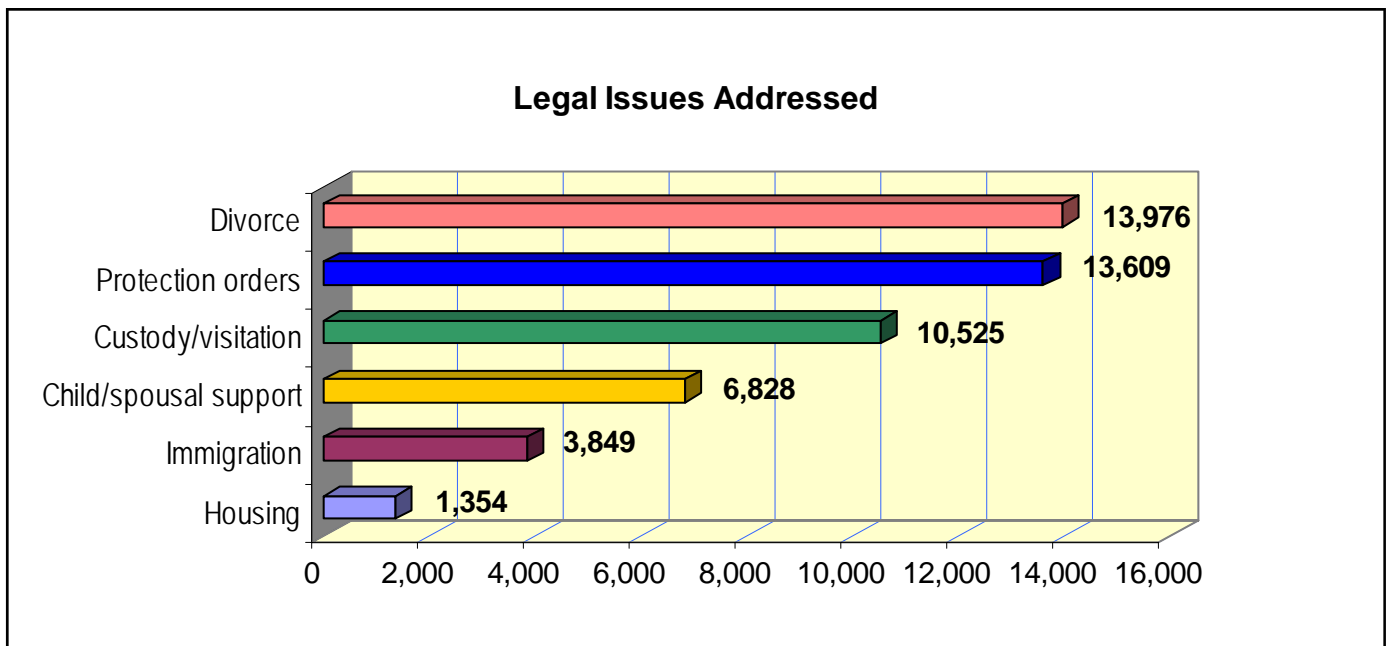
Total number of grantees using funds for staff: **189** (96% of all grantees reporting)

Total Number of full time equivalent staff funded	577
Civil Attorneys (52% of all staff funded)	299
Paralegals (12%)	68
Legal Advocates (9%)	52
Support Staff (7%)	43
Victim Advocates (7%)	39

Legal Issues: LAV Program grantees may represent victims of sexual assault, domestic violence, and stalking in a variety of civil matters including family law (for example, divorce, child custody and visitation) protection orders, immigration, and housing. More than one quarter of victims/survivors receive help with more than one legal issue.

Number of legal issues addressed: **58,309**

Number of victims/survivors who received assistance with multiple legal issues: **10,230** (27% of those receiving services)



Legal Outcomes: LAV Program grantees report on a number of legal outcomes for the cases for which there was a final disposition. These outcomes include provision of information and referral services only; brief services; negotiated resolution; court decision; and/or an administrative decision. Grantees report on the disposition of each legal matter they addressed.

Number of issues disposed of: **35,948**

Issues	Outcomes ³
Protection orders: 9,475 (26% of all legal issues disposed of)	<ul style="list-style-type: none"> • 37% received information and referrals only • 35% had a court decision • 11% had a negotiated resolution/filed action • 9% received brief services only
Divorce: 8,275 (23% of all legal issues disposed of)	<ul style="list-style-type: none"> • 43% received information and referrals only • 36% had a court decision • 14% received brief services only • 8% had a negotiated resolution/filed action
Child custody/visitation: 6,356 (18% of all legal issues disposed of)	<ul style="list-style-type: none"> • 41% received information and referrals only • 24% had a court decision • 15% received brief services only • 11% had a negotiated resolution/filed action
Child/spousal support: 4,185 (12% of all legal issues disposed of)	<ul style="list-style-type: none"> • 42% received information and referrals only • 24% had a court decision • 17% received brief services only • 10% had a negotiated resolutions/filed action
Immigration: 2,321 (6% of all legal issues disposed of)	<ul style="list-style-type: none"> • 57% received information and referrals only • 27% had an administrative decision • 8% received brief services only • 1% had a court decision

³. Percentages for types of outcomes are based on the number of issues disposed of in each category.