



The Justice for Families Program seeks to improve the response of all aspects of the civil and criminal justice system to families with a history of domestic violence, dating violence, sexual assault, and stalking, or in cases involving allegations of child sexual abuse. Purpose areas include supervised visitation and safe exchange, training for court-based and court-related personnel, juvenile court resources, court and court-based programs and services, and civil legal assistance.

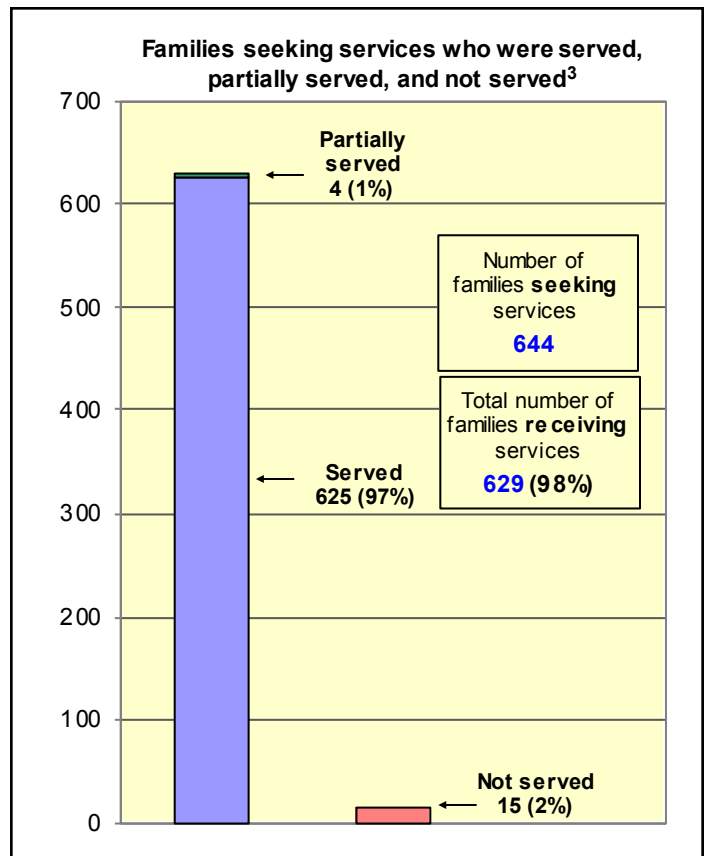
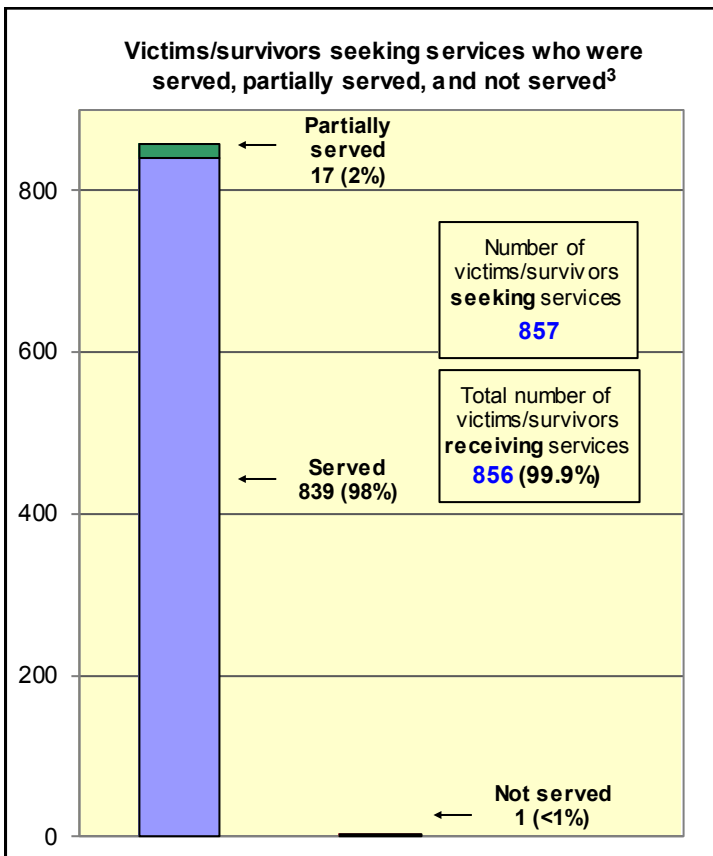
Number of grantees reporting (19 Court and 18 Supervised Visitation projects)	<b>37</b>
---	-----------

**Victim Services:** Justice for Families Program grantees provided services to **856** victims/survivors of sexual assault, domestic violence, dating violence, or stalking to help them become and remain safe from violence.

**Supervised Visitation Services:** Justice for Families Program grantees provided supervised visitation and safe exchange services to **629** families to help keep victims of domestic violence and their children safe from violence.

Number of grantees using funds for victim services: **6** (16% of all grantees reporting)

Number of grantees providing services to families: **10** (27% of all grantees reporting)



<sup>1</sup> This report contains selected data submitted by Justice for Families Program grantees on a semi-annual progress report.

<sup>2</sup> Throughout this document, the sum of percentages may not equal 100 due to rounding.

<sup>3</sup> Percentages are based on victim/survivors or families seeking services.

**Victim services and demographics:** Justice for Families Program grantees provide an array of services to victims/survivors of sexual assault, domestic violence, dating violence, and stalking as a critical part of a coordinated community response. These services include victim advocacy (actions designed to help the victim/survivor obtain needed resources or services), crisis intervention, and legal advocacy (assistance navigating the criminal and/or civil legal system). Victims/survivors receive safety planning, referrals and information as needed.

**Victims/survivors served or partially served by type of victimization:**

- Domestic violence: **491** (57% of those receiving services)
- Dating violence: **334** (39%)
- Stalking: **26** (3%)
- Sexual assault: **5** (1%)

**Number of victims/survivors receiving the following services:**

- Victim/survivor advocacy: **543** (63% of those receiving services)
- Civil legal advocacy/court accompaniment: **455** (53%)
- Criminal justice advocacy/court accompaniment: **129** (15%)

**Protection orders for which victim services staff provided assistance:**

- Domestic violence: **392** temporary orders and **211** final orders were granted
- Stalking: **13** temporary orders and **12** final orders were granted
- Dating violence: **13** temporary orders and **6** final orders were granted
- Sexual assault: **4** temporary orders and **3** final orders were granted

**Demographic data:**

**Gender<sup>4</sup>**

- Female: **702** (82%)
- Male: **150** (18%)

**Race/ethnicity<sup>4,5</sup>**

- White: **457** (54%)
- Hispanic or Latino: **223** (26%)
- Black or African American: **136** (16%)
- Asian: **25** (3%)
- American Indian or Alaska Native: **5** (1%)
- Native Hawaiian or other Pacific Islander: **2** (<1%)

**Other demographics<sup>6</sup>**

- People with limited English proficiency: **99** (12% of those receiving services)
- Rural: **48** (6%)
- Immigrants/refugees/asylum seekers: **31** (4%)
- Disabilities: **16** (2%)

**Relationship to offender<sup>7</sup>**

- Domestic violence:
  - Current or former spouse or intimate partner: **457** (93%)
  - Other family member: **26** (5%)
  - Acquaintance: **7** (1%)
- Dating violence:
  - Dating relationship: **327** (98%)
  - Current or former spouse or intimate partner: **6** (2%)
  - Other family member: **1** (<1%)
- Stalking:
  - Other family member: **11** (42%)
  - Dating relationship: **6** (23%)
  - Current or former spouse or intimate partner: **4** (15%)
  - Stranger: **3** (12%)
  - Acquaintance: **2** (8%)
- Sexual assault:
  - Dating relationship: **3** (60%)
  - Stranger: **1** (20%)
  - Other family member: **1** (20%)

<sup>4</sup> Percentages are based on victims/survivors receiving services for whom this information is known.

<sup>5</sup> Some victims/survivors may identify with one or more race/ethnicity, so the total number of victims/survivors reported in all categories of race/ethnicity (including unknown) may be higher than the total number of victims/survivors served.

<sup>6</sup> Because victims/survivors may be represented in more than one of these categories, or not at all, the total for victims/survivors reported in all categories of other demographics may be higher or lower than the total number of victims/survivors served.

<sup>7</sup> Victims/survivors may have been abused by more than one offender and/or may have experienced more than one type of victimization, so the total number of relationships for each victimization category may be higher than the total number of victims/survivors served.

**Family services and demographics:** Justice for Families Program grantees provide an array of services to families with a history of sexual assault, domestic violence, dating violence, stalking, or child abuse. These services include: one-on-one supervised visits, group supervised visits, and supervised exchanges.

**Families served or partially served by type of victimization:**

- Domestic violence: **541** (86% of those receiving services)
- Child abuse: **64** (10%)
- Sexual assault: **14** (2%)
- Stalking: **10** (2%)

**Number of families receiving the following services:**

- **292** families received **2,981** one-to-one supervised visits
- **194** families received **3,917** supervised exchanges
- **175** families received **1,455** group supervised visits

**Number of safety and security problems: 23**

**Number of families completing services** (completed treatment program, mutual agreement, change in court order): **116**

**Custodial parent demographic data:**

**Gender<sup>8</sup>**

- Female: **494** (79% of those receiving services)
- Male: **135** (21%)

**Race/ethnicity<sup>8,9</sup>**

- White: **468** (75%)
- Hispanic or Latino: **68** (11%)
- Black or African American: **61** (10%)
- American Indian or Alaska Native: **20** (3%)
- Asian: **13** (2%)
- Native Hawaiian or Other Pacific Islander: **3** (<1%)

**Non-custodial parent demographic data:**

**Gender<sup>8</sup>**

- Male: **499** (79%)
- Female: **130** (21%)

**Race/ethnicity<sup>8,9</sup>**

- White: **448** (72%)
- Hispanic or Latino: **76** (12%)
- Black or African American: **70** (11%)
- American Indian or Alaska Native: **24** (4%)
- Asian: **14** (2%)
- Native Hawaiian or Other Pacific Islander: **2** (<1%)

**Demographic data of children:**

**Gender<sup>8</sup>**

- Male: **499** (52% of those receiving services)
- Female: **459** (48%)

**Race/ethnicity<sup>8,9</sup>**

- White: **686** (73%)
- Hispanic or Latino: **118** (12%)
- Black or African American: **110** (12%)
- American Indian or Alaska Native: **53** (6%)
- Asian: **22** (2%)
- Native Hawaiian or Other Pacific Islander: **6** (1%)

**Other demographics<sup>10</sup>**

- **Rural:**
  - ◊ Custodial parents: **111** (18%)
  - ◊ Non-custodial parents: **104** (17%)
  - ◊ Children: **149** (16%)
- **People with limited English proficiency:**
  - ◊ Custodial parents: **26** (4%)
  - ◊ Non-custodial parents: **23** (4%)
  - ◊ Children: **14** (1%)
- **Disabilities:**
  - ◊ Custodial parents: **40** (6%)
  - ◊ Non-custodial parents: **82** (13%)
  - ◊ Children: **46** (5%)
- **Immigrants/refugees/asylum seekers:**
  - ◊ Custodial parents: **26** (4%)
  - ◊ Non-custodial parents: **25** (4%)
  - ◊ Children: **2** (<1%)

<sup>8</sup> Percentages are based on family members for whom this information was known.

<sup>9</sup> Some family members may identify with more than one race/ethnicity, so the total number reported in all categories of race/ethnicity (including unknown) may be higher than the total number of family members served.

<sup>10</sup> Because victims/survivors may be represented in more than one of these categories, or not at all, the total for this category may be higher or lower than the total number of victims/survivors served.

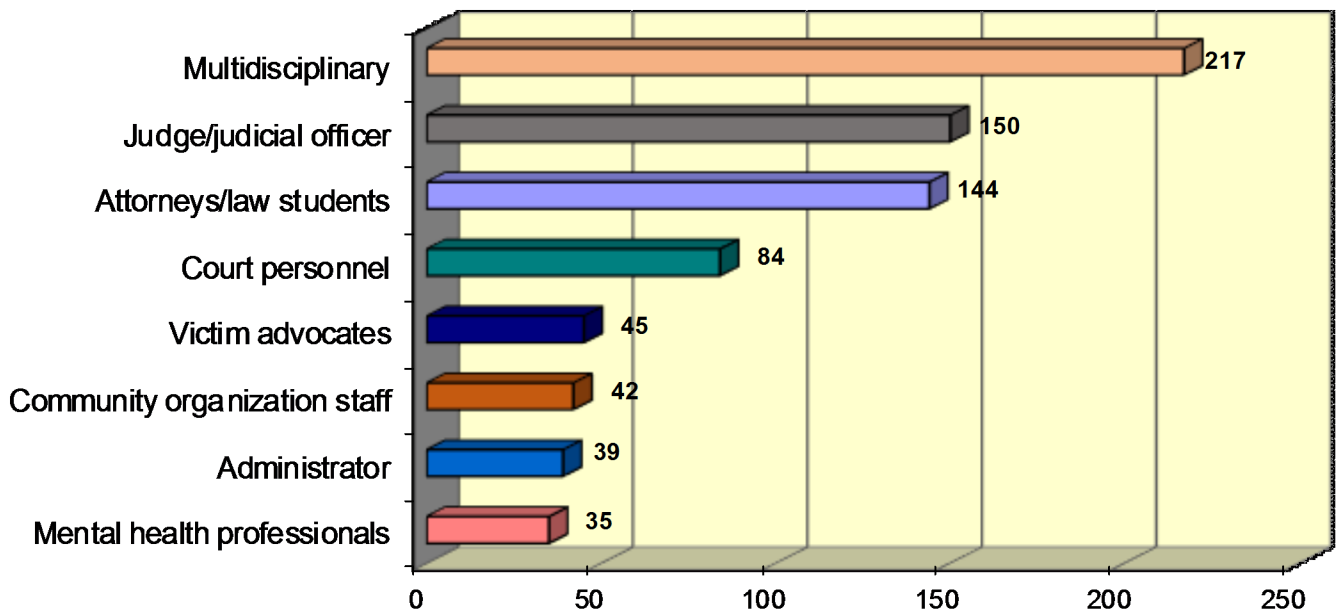
**Training:** Justice for Families Program grantees provide training on sexual assault, domestic violence, dating violence, and stalking to court personnel (e.g., judges, clerks, court security), victim advocates, supervised visitation providers, attorneys, prosecutors, government agency staff, probation officers, and others to improve professional responses to victims/survivors and to children and families with a history of sexual assault, domestic violence, dating violence, stalking or child abuse, and to increase offender accountability.

Number of grantees using funds for training: **21** (57% of all grantees reporting)

Total number of people trained: **972**

Number of training events: **33**

**Types of professionals most frequently trained**



**Staff:** Justice for Families Program staff are engaged in the following activities: civil and criminal case and other specialized court and docket activities related to sexual assault, domestic violence, dating violence, and stalking; training, victim services, offender supervision, and batterer intervention and sex offender management; and supervised visitation and safe exchange of children, community advocacy, and training and technical assistance projects to increase supervised visitation and safe exchange options.

Number of grantees using funds for staff: **27** (73% of all grantees reporting)

<b>Total number of full time equivalent staff funded<sup>11</sup></b>	<b>50</b>
Supervision staff for visitation and exchange (34% of all staff funded)	17
Program/center coordinator (22%)	11
Victim advocate (12%)	6
Administrator (8%)	4
Security (6%)	3
Batterer intervention program staff (2%)	1
Compliance monitor (2%)	1
Court clerk (2%)	1
Probation officer (2%)	1
Victim assistant (2%)	1

<sup>11</sup> Categories are rounded to the nearest whole number and only categories with at least one FTE after rounding are included.

**Specialized Courts or Dedicated Dockets Infrastructure and Activities:** Justice for Families Program grantees implement practices to ensure consistent case handling, enhance case information flow to improve judicial decision making, emphasize defendant monitoring and accountability, and enhance protection for, and services to, victims/survivors.

Number of grantees using funds for specialized courts or dedicated dockets infrastructure and activities: **8** (22% of all grantees reporting)

**Number of grantees addressing types of cases and victimizations**

Type of case	Type of victimization			
	Sexual assault	Domestic violence	Dating violence	Stalking
Civil protection orders	4	4	4	4
Criminal matters (felony)	3	3	3	3
Criminal matters (misdemeanor)	2	5	4	3
Family matters	1	3	1	1

**Criminal Cases:** Justice for Families Program grantees use funds for dedicated dockets, specialized courts, and other practices to enhance case flow, information sharing, and successful prosecution of domestic violence, dating violence, sexual assault, and stalking crimes.

Number of grantees using funds for criminal cases: **5** (14% of all grantees reporting)

Total number of dispositions: **2,196**

Total number of convictions: **1,234<sup>12</sup>** (56% of all case dispositions)

Number of dispositions by type of case and percentage of all case disposition <sup>13</sup>	Number and percentage of dispositions by type of case <sup>14</sup>
Misdemeanor domestic violence/dating violence: <b>1,099</b> (50% of all dispositions for all case types)	<b>353</b> were dismissed (32% of all dispositions for type of case) <b>741</b> were convicted (67%) <b>5</b> were acquitted (<1%)
Domestic violence/dating violence ordinance: <b>529</b> (24%)	<b>405</b> were dismissed (77%) <b>124</b> were convicted (23%)
Felony domestic violence/dating violence: <b>328</b> (15%)	<b>99</b> were dismissed (30%) <b>194</b> were convicted (59%) <b>35</b> were acquitted (11%)
Violation of protection order: <b>168</b> (8%)	<b>46</b> were dismissed (27%) <b>120</b> were convicted (71%) <b>2</b> were acquitted (1%)

<sup>12</sup> The number of deferred adjudications is 253, which represents 21% of all conviction outcomes.

<sup>13</sup> Only the top 4 case types are presented.

<sup>14</sup> Deferred adjudication represents 15% of all misdemeanor domestic violence/dating violence convictions, 100% of all domestic violence/dating violence ordinance convictions, 2% of all felony domestic violence/dating violence convictions, and 8% of all violation of protection order convictions.

**Judicial Monitoring:** Judges monitor offenders to review progress and compliance with court orders (including pre-trial, bail, protection orders, probation, and other conditions of release). The court schedules regular court appearances at certain intervals to determine whether offenders are complying with the terms of their probation or other court orders.

◆ **304** offenders were reviewed and **1,213** individual review hearings were conducted<sup>15</sup>

**Domestic violence**      **304** offenders were reviewed and **1,213** review hearings were conducted.

<b>Dispositions of violations of probation and other court orders:</b>	
Courts monitor offenders' compliance with court orders. The data reported below reflect the sanctions most frequently imposed for violations that were disposed of during the current reporting period.	
<b>Violations of court orders</b>	<b>Dispositions</b> <sup>16</sup>
Protection order: <b>30</b>	18 received additional conditions (60% of all dispositions for type of case) 4 had partial or full revocation of probation (13%) 3 had no action taken (10%) 3 received verbal/written warning (10%) 2 had a fine (7%)
New criminal behavior: <b>64</b>	31 received additional conditions (48%) 14 had partial or full revocation of probation (22%) 10 had no action taken (16%) 9 received verbal/written warning (14%)
Failure to attend batterer intervention program (BIP): <b>73</b>	39 had partial or full revocation of probation (53%) 17 had no action taken (23%) 10 received verbal/written warning (14%) 7 received additional conditions (10%)
Failure to attend mandated offender treatment (does not include BIP): <b>21</b>	10 had partial or full revocation of probation (48%) 5 received additional conditions (24%) 4 had no action taken (19%) 2 received verbal/written warning (10%)
Other conditions of probation, parole, or other conditional release: <b>173</b>	138 had partial or full revocation of probation (80%) 12 had a fine (7%) 10 received additional conditions (6%) 9 had no action taken (5%) 4 received verbal/written warning (2%)

<sup>15</sup> No sexual assault, dating violence, or stalking offenders received Justice for Families Program-funded judicial monitoring in this reporting period.

<sup>16</sup> Partial or full revocation of probation results in incarceration.

**Civil Protection Orders:** These orders prohibit or limit an offender’s contact with the victim/survivor and prohibit further abusive behavior. Court-issued injunctions may also include custody and visitation directives, economic relief, and temporary restrictions on possession of firearms. Victims/survivors of domestic violence are able to petition for a civil order of protection in every state.

Number of grantees using funds for civil protection order cases: **4** (11% of all grantees reporting)

Type of civil protection order	
<ul style="list-style-type: none"> <li>✦ Total number of temporary protection orders granted:<sup>17</sup> <b>1,069</b></li> <li>✦ Total number of final protection orders granted:<sup>18</sup> <b>472</b></li> </ul>	
Type of relief granted in final protection orders	
<ul style="list-style-type: none"> <li><b>457</b> Stay away/no contact</li> <li><b>244</b> Firearms restrictions</li> <li><b>176</b> Sole parental rights to petitioner</li> <li><b>50</b> Supervised visitation/exchange</li> <li><b>30</b> BIP</li> </ul>	<ul style="list-style-type: none"> <li><b>20</b> Allocated parental rights</li> <li><b>14</b> Child support</li> <li><b>12</b> Economic relieve</li> <li><b>11</b> Other offender treatment</li> <li><b>4</b> Shared parental rights</li> </ul>

**Family Cases:** Justice for Families Program grantees use grant funds to improve court infrastructure and judicial response to divorce, custody, visitation, child/spousal support, and parental rights and responsibilities cases in which there are issues of domestic violence, dating violence, sexual assault, or stalking.

Number of grantees using funds for family cases: **2** (5% of all grantees reporting)

Total number of new and pending family cases addressed: **314**

### Number of grantees addressing types of cases and victimizations

Type of case	Number of cases	Number of hearings
Divorce (no children in common)	81	178
Divorce (no children in common)	209	725
Parental rights/responsibilities)	24	32

<sup>17</sup> This number includes 122 temporary orders for domestic violence victims/survivors and 947 temporary orders for which the victimization was not specified.

<sup>18</sup> This number includes 52 final orders for domestic violence victims/survivors and 420 final orders for which the victimization was not specified.



**Offender/Respondent Compliance Monitoring:** Offender monitoring determines whether offenders/respondents are in compliance with the terms of their court orders including bail/bond, pre-trial, and probation conditions as well as terms of protection orders and family court orders.

---

Number of grantees using funds for offender/respondent compliance monitoring: **2** (5% of all grantees reporting)

Total number of offenders/respondents supervised or monitored: **2,204**

### Number of offenders/respondents by type of activity

- ✦ **2,599:** review of information from/contact with batterer intervention programs
- ✦ **1,594:** meeting/contact with offender/respondent
- ✦ **494:** review of information from/contact with other mandated treatment programs
- ✦ **74:** review of information from/contact with substance abuse counselors/agencies
- ✦ **42:** review of information from/contact with other counselors/agencies

### Outreach to victims/survivors

In addition to offender monitoring, probation/compliance officers also contact victims/survivors as an additional strategy to increase victim/survivor safety.

- ✦ **101:** contact with victims/survivors