



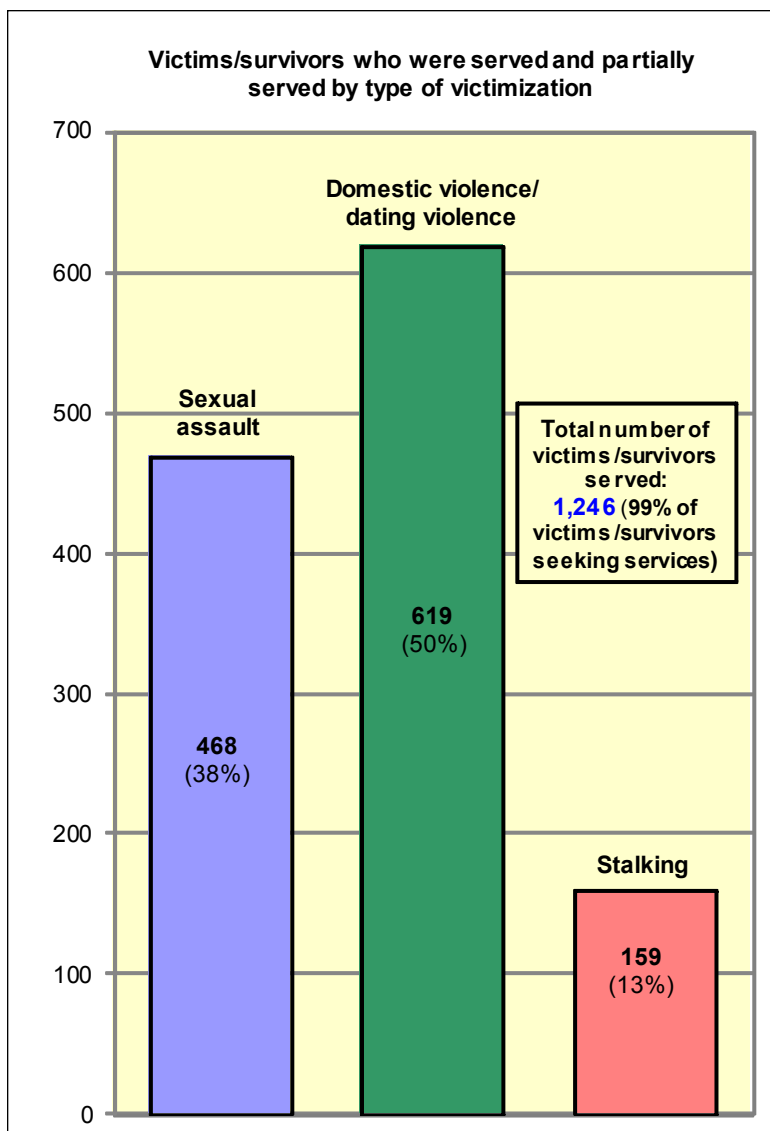
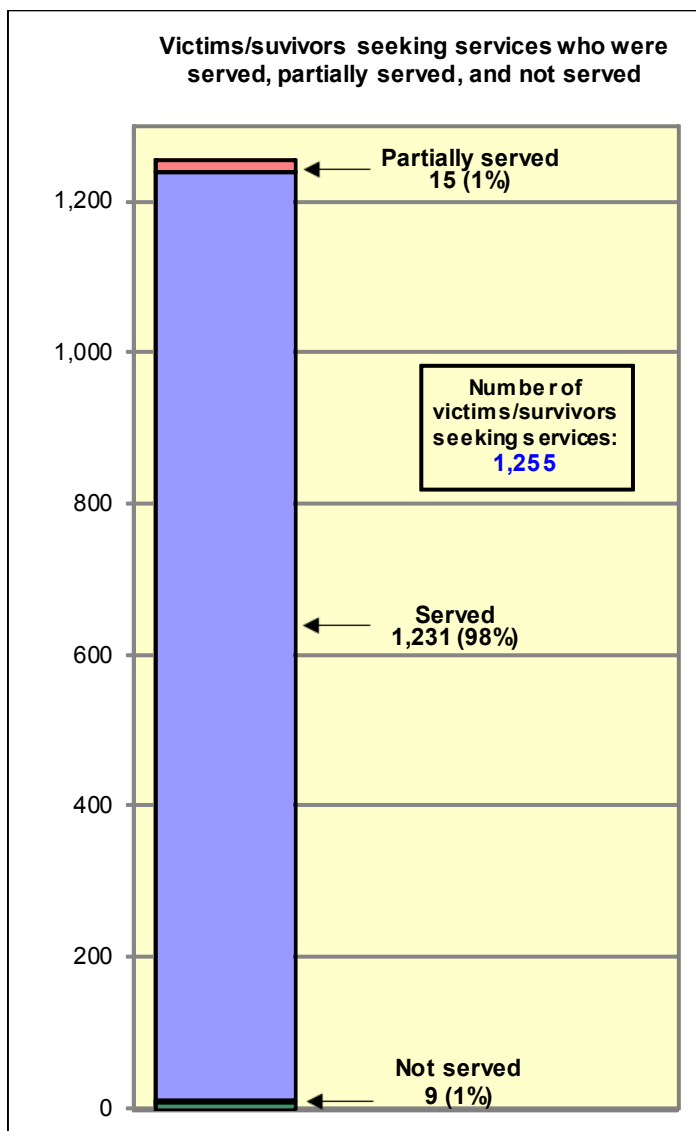
**Grants to Reduce Domestic Violence,
 Dating Violence, Sexual Assault, and
 Stalking on Campus Program
 (Campus Program)¹**

The primary purpose of the Campus Program is to develop and strengthen victim/survivors services in cases involving violent crimes against women on campuses. The Campus Program also aims to strengthen security and investigate strategies to prevent and prosecute violent crimes against women on campuses.

Number of grantees reporting	99
------------------------------	----

Victim Services: Campus Program grantees provided services to over **1,200** victims/survivors of sexual assault, domestic violence, dating violence and stalking.

Number of grantees using funds for victim services: **58** (59% of all grantees reporting)



¹ This report contains selected data submitted by Campus Program grantees on a semi-annual progress report.

Victim services and demographics: Campus Program grantees provided an array of services to victims/survivors of sexual assault, domestic violence, dating violence and stalking. These services include victim advocacy (actions designed to help victims/survivors obtain needed resources or services), crisis intervention, and legal advocacy (assistance navigating the criminal and/or legal system). Victims/survivors receive referrals, and information as needed.

Number of victims/survivors receiving the following services:

- Crisis intervention: **754** (61% of those receiving services)
- Victim/survivor advocacy: **693** (56%)
- Support/counseling services: **399** (32%)
- Academic/education advocacy: **257** (21%)
- Legal advocacy: **175** (14%)
- Disciplinary board advocacy: **125** (10%)
- Housing assistance: **98** (8%)
- Hospital/clinic/other medical response: **78** (6%)
- Transportation: **52** (4%)
- Civil legal assistance: **7** (1%)

Number of hotline calls from victims/survivors: 678

Demographic data:

Gender²

- Female: **1,141** (93%)
- Male: **84** (7%)

Race/ethnicity^{2, 3}

- White: **624** (57%)
- Black or African American: **179** (16%)
- Hispanic or Latino: **165** (15%)
- Asian: **67** (6%)
- American Indian or Alaska Native: **55** (5%)
- Native Hawaiian or Other Pacific Islander: **7** (1%)

Other demographics⁴

- Rural: **218** (17% of those receiving services)
- Disabilities: **47** (4%)
- Limited English proficiency: **38** (3%)
- Immigrants/refugees/asylum seekers: **17** (1%)

Relationship to offender⁵

- Domestic violence/dating violence
 - Current or former spouse or intimate partner: **358** (58%)
 - Dating relationship: **169** (28%)
 - Other family member: **50** (8%)
 - Acquaintance: **36** (6%)
 - Stranger: **1** (<1%)
- Sexual assault
 - Acquaintance: **241** (59%)
 - Dating relationship: **49** (12%)
 - Stranger: **47** (11%)
 - Current or former spouse or intimate partner: **39** (10%)
 - Other family member: **34** (8%)
- Stalking
 - Acquaintance: **61** (35%)
 - Current or former spouse or intimate partner: **53** (30%)
 - Dating relationship: **41** (24%)
 - Stranger: **11** (6%)
 - Other family member: **8** (5%)

² Percentages are based on victims/survivors receiving services for whom this information was known.

³ Some victims/survivors may identify with more than one race/ethnicity, so the total number reported in race/ethnicity may be higher than the total number of victims/survivors served.

⁴ Because victims/survivors may be represented in more than one of these categories, or not at all, the total for this category may be higher or lower than the total number of victims/survivors served.

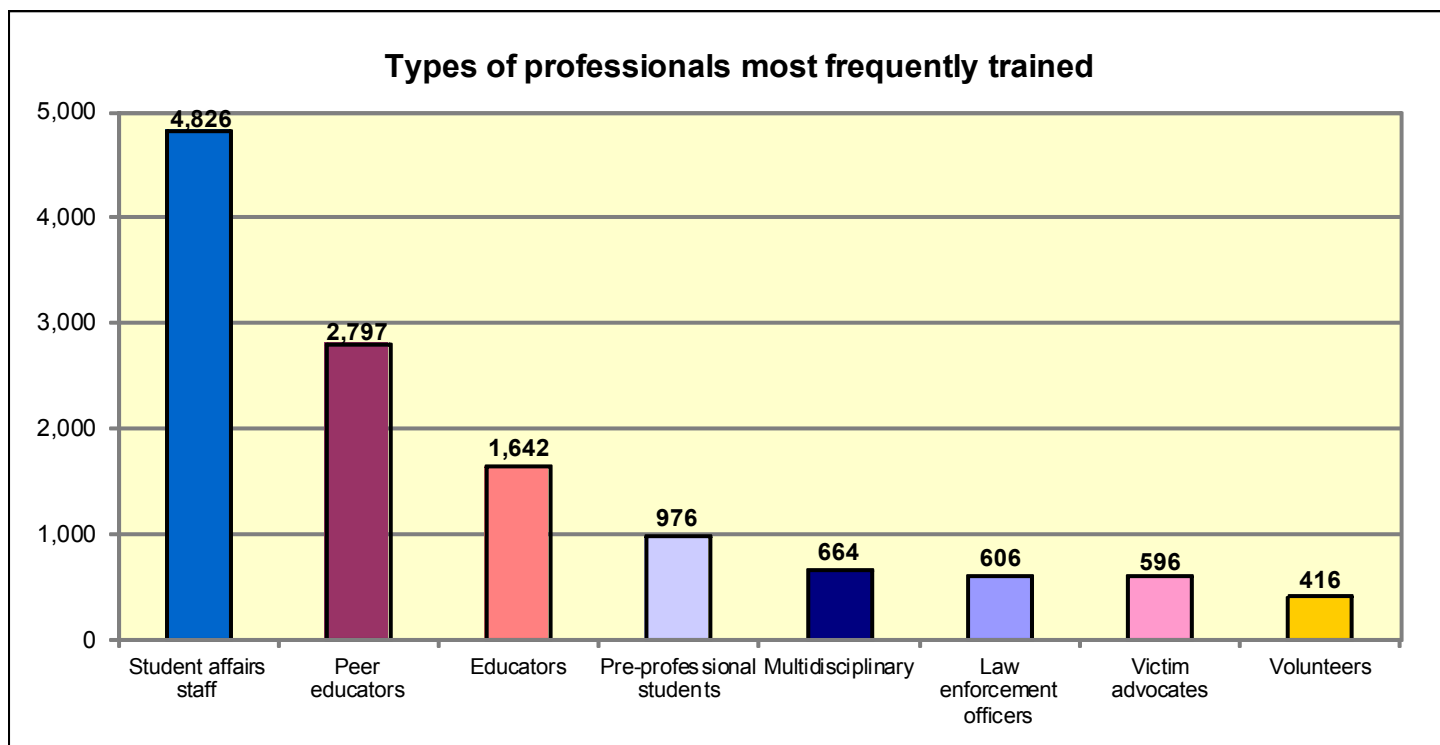
⁵ Victims/survivors may have been abused by more than one offender and/or may have experienced more than one type of victimization, so the total for each victimization category (when unknowns are included) may be higher than the total number of victims/survivors served in each of those categories. Percentages presented here are based on the total number of known relationships in each victimization category.

Training: Campus Program grantees train professionals to improve the response to victims/survivors of sexual assault, domestic violence, dating violence, and stalking, and to increase offender accountability.

Number of grantees using funds for training: **68** (69% of all grantees reporting)

Total number of people trained: **13,451**

Number of training events: **623**



Training topic	Number of grantees training on this topic	Training topic	Number of grantees training on this topic
Sexual assault overview, dynamics, and services	63	Coordinated community response	44
Stalking overview, dynamics, and services	62	Disciplinary/judicial board response	43
Dating violence overview, dynamics, and services	61	Safety planning for victims/survivors	42
Domestic violence overview, dynamics, and services	58	Clery act reporting	41
Confidentiality	55	Community response to sexual assault	41
Campus police/security response	49	Drug-facilitated sexual assault	39

⁶ Not all topics reported by grantees are presented here.

Education for incoming students: All Campus grantees must implement and operate educational programs for the prevention of violent crimes against women as part of an overall coordinated campus and community response to violence against women on campuses.

Education for incoming students	
Number of programs for incoming students provided with Campus Program funds	1,385
Number of incoming students	324,377
Number of incoming students receiving prevention education provided with Campus Program funds	132,499⁷ (41% of all incoming students)

Staff: Campus Program staff provide victim services, training, and prevention education to ensure a coordinated response to violence against women on campus.

Total number of grantees using funds for staff: **80** (81% of all grantees reporting)

Total number of full time equivalent staff funded⁸	121
Program coordinator (35% of all staff funded)	42
Trainer/educator (24%)	29
Victim advocate (14%)	17
Support staff (11%)	13
Administrator (9%)	11
Counselor (3%)	4
Campus police/security officer (2%)	2
Evaluator (1%)	1
Information technology staff (1%)	1

⁷ The number of incoming students receiving prevention education provided with Campus Program funds and other funding sources was 259,909 (80% of all incoming students).

⁸ Categories are rounded to the nearest whole number and only categories with at least one full FTE after rounding are included. Percentages may not add to 100 due to rounding.

Campus and community measures: Campus Program grantees are required to collect and report on all sexual assault, domestic violence, dating violence and stalking offenses that either occurred on campus or that occurred off campus and involved students.

Campus and community measures

226 offenses resulted in criminal charges being filed in the local jurisdiction
365 offenses resulted in campus disciplinary/judicial board actions

167 victims/survivors reported crimes occurring on campus
160 of these reported to campus police/security
7 reported to community law enforcement

220 victims/survivors reported crimes occurring off campus
133 of these reported to community law enforcement
87 reported to campus police/security

77 temporary protection orders were requested and **65** were granted
58 final protection orders were requested and **59** were granted