

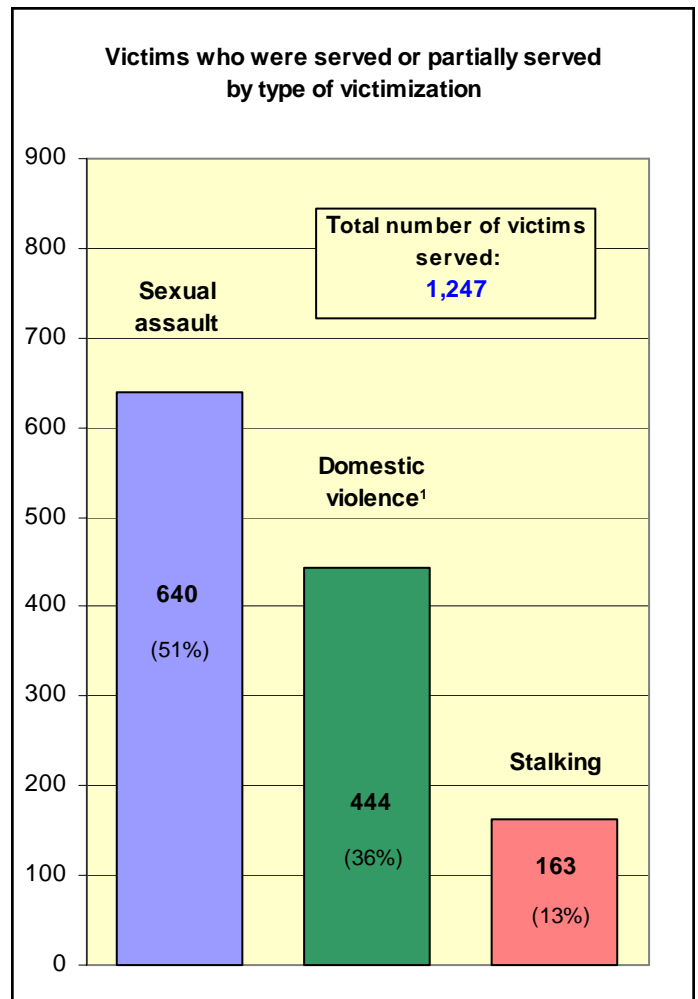
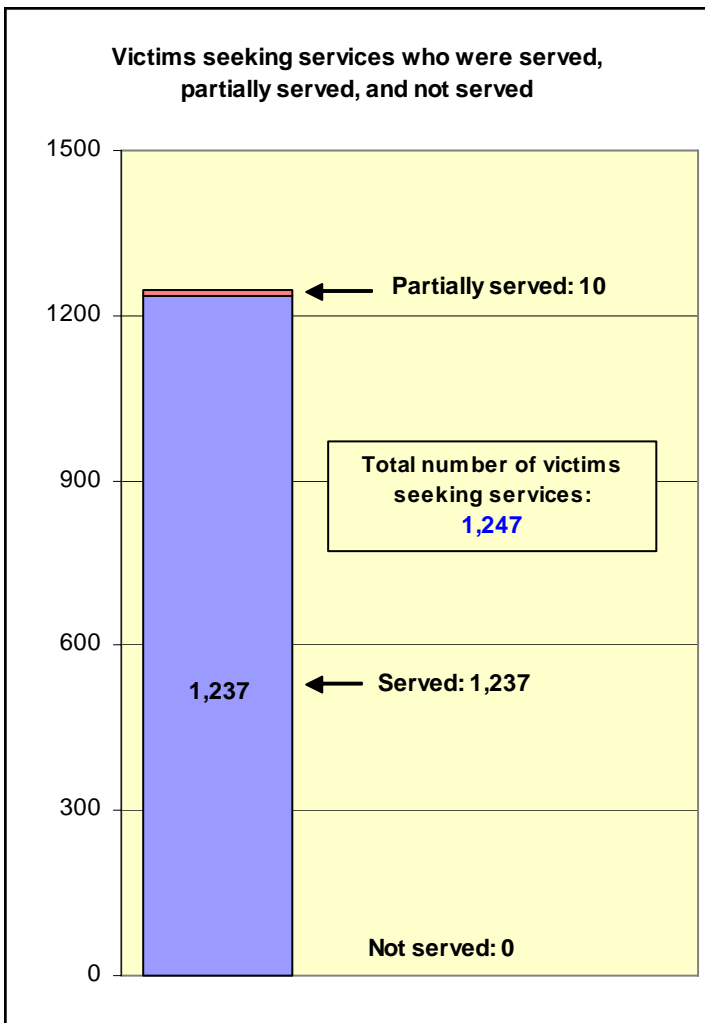
**Office on Violence Against Women
Discretionary Grants
Grants to Reduce Violent Crimes Against Women on Campus Program
Report Period: July 1- December 31, 2007**

The primary purpose of the Campus Program is to develop and strengthen victim services in cases involving violent crimes against women on campuses. The Campus Program also aims to strengthen security and investigate strategies to prevent and prosecute violent crimes against women on campuses.

Total number of grantees reporting	73
------------------------------------	----

Victim Services: Campus Program grantees provided services to more than **1,200** victims of sexual assault, domestic violence and stalking.

Total number of grantees using funds for victim services: **44** (60% of all grantees)



¹. The numbers on domestic violence include both intimate partner and dating violence.

Victim services and demographics: Campus Program grantees provided an array of services to victims/survivors of sexual assault, domestic violence and stalking, including victim advocacy (actions designed to help victims/survivors obtain needed resources or services), crisis intervention, and legal advocacy (assistance navigating the criminal and/or legal system). Victims/survivors receive referrals and information as needed.

Number of victims receiving the following services:

- Victim advocacy: **1,035** (83% of those receiving services)
- Crisis intervention: **617** (49%)
- Hotline calls: **501** (40%)
- Support group/counseling services: **475** (38%)
- Legal advocacy: **257** (21%)
- Disciplinary board advocacy: **117** (9%)
- Hospital response: **98** (8%)
- Housing assistance: **71** (6%)

Demographic data:

Gender²

- Female: **1,121** (93%)
- Male: **80** (7%)

Ethnicity^{2,3}

- White: **652** (76%)
- African American: **84** (10%)
- Asian: **68** (8%)
- Hispanic or Latino: **47** (5%)
- American Indian: **24** (3%)

Other demographics

- Rural: **189** (15% of those receiving services)
- Disabilities: **46** (4%)
- Limited English: **16** (1%)
- Immigrants: **13** (1%)

Relationship to offender⁴

- Domestic violence
 - Current or former spouse or intimate partner: **272** (64%)
 - Dating: **78** (18%)
 - Other family member: **47** (11%)
 - Acquaintance: **28** (7%)
 - Stranger: **0** (0%)
- Sexual assault
 - Acquaintance: **285** (50%)
 - Current or former spouse or intimate partner: **110** (19%)
 - Dating: **59** (10%)
 - Stranger: **58** (10%)
 - Other family member: **55** (10%)
- Stalking
 - Acquaintance: **72** (47%)
 - Current or former spouse or intimate partner: **51** (33%)
 - Dating: **15** (10%)
 - Stranger: **11** (7%)
 - Other family member: **4** (3%)

² Percentages are based on victims receiving services for whom this information was known.

³ Some victims may identify with more than one race/ethnicity, so the total number reported in race/ethnicity may be higher than the total number of victims served.

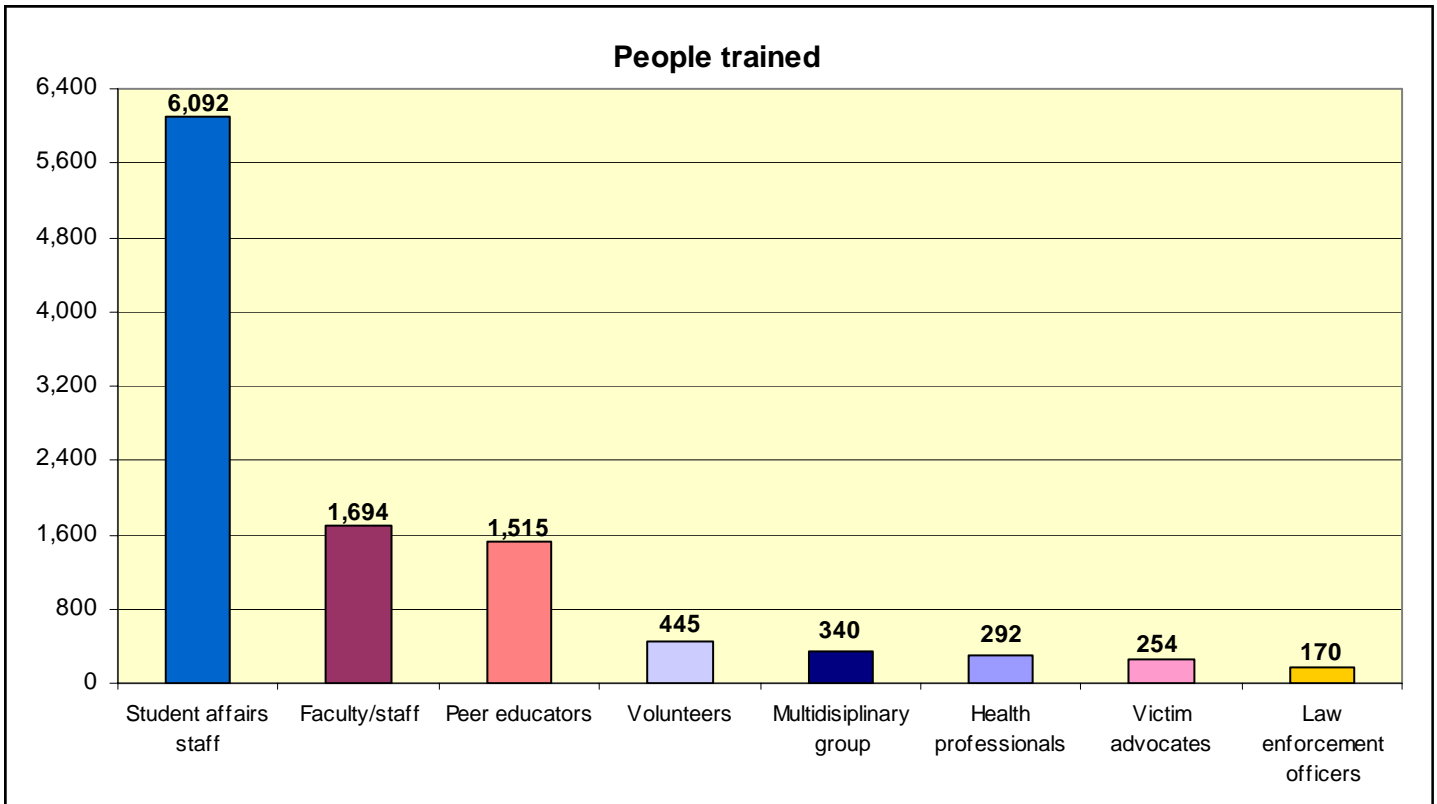
⁴ Victims may have been abused by more than one offender and/or may have experienced more than one type of victimization, so the total for each victimization category may be higher than the total number of victims served in each of those categories. Percentages are based on the total number of known relationships in each victimization category.

Training: Campus Program grantees train professionals to improve the response to victims/survivors of sexual assault, domestic violence and stalking and to increase offender accountability.

Total number of grantees using funds for training: **59** (81% of all grantees)

Total number of people trained with Campus funds: **11,275**

Number of training events: **514**



Topics on which professionals were most frequently trained

Training topic	Number of grantees training on this topic	Training topic	Number of grantees training on this topic
Sexual assault overview, dynamics, and services	54	Drug-facilitated sexual assault	36
Dating violence overview, dynamics, and services	50	Campus police/security response	34
Stalking overview, dynamics, and services	48	Sexual assault statutes/codes	31
Domestic violence overview, dynamics, and services	46	Domestic violence statutes/codes	30
Confidentiality	44	Coordinated community response	30
Safety planning for victims	39	Disciplinary/judicial board response	27

Education for incoming students: All Campus grantees must implement and operate educational programs for the prevention of violent crimes against women as part of an overall coordinated campus and community response to violence against women on campuses.

Education for incoming students	
Number of programs provided for incoming students with Campus Program funds	732
Number of incoming students	202,876
Number of incoming students receiving prevention education provided with Campus Program funds	107,530⁵ (53% of all incoming students)

Staff: Campus Program staff provides training, prevention education, and victim services to ensure a coordinated response to violence against women on campus.

Total number of grantees using funds for staff: **69** (95% of all grantees)

Total Number of full time equivalent staff funded	102
Program coordinators (30% of all staff funded)	31
Trainers/educators (24%)	24
Administrators (15%)	15
Victim advocates (13%)	13
Support staff (8%)	8
Campus police/security officers (4%)	4
Counselors (3%)	3

⁵ The number of incoming students receiving prevention education provided with Campus Program funds and other funding sources was 174,446 (86% of all incoming students).

Campus and community measures: Campus Program grantees are required to collect and report on all sexual assault, domestic violence and stalking offenses that either occurred on campus or that occurred off campus and involved students.

Campus and community measures

131 offenses resulted in criminal charges being filed in the local jurisdiction
178 offenses resulted in campus disciplinary/judicial board actions

202 victims reported crimes occurring on campus
175 of these reported to campus police/security
27 reported to community law enforcement

210 victims reported crimes occurring off campus
138 of these reported to community law enforcement
72 reported to campus police/security

83 temporary protection orders were requested and **75** were granted (85%)
68 final protection orders were requested and **58** were granted (92%)