

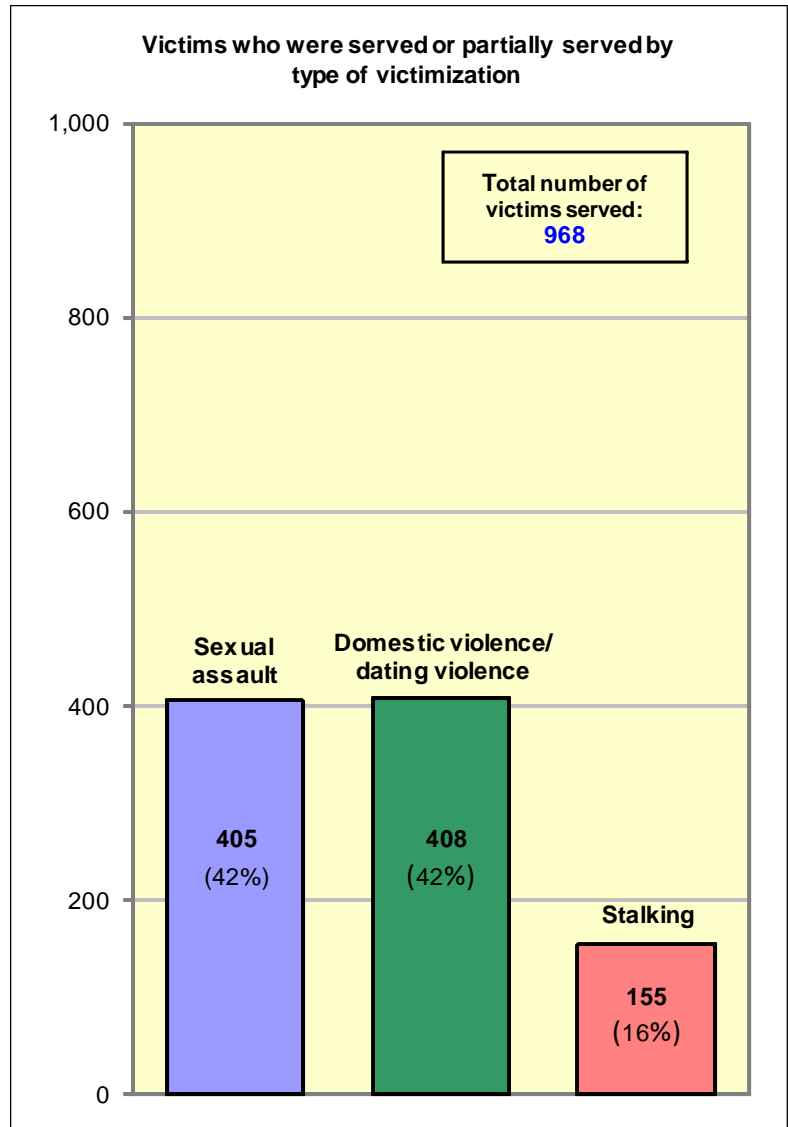
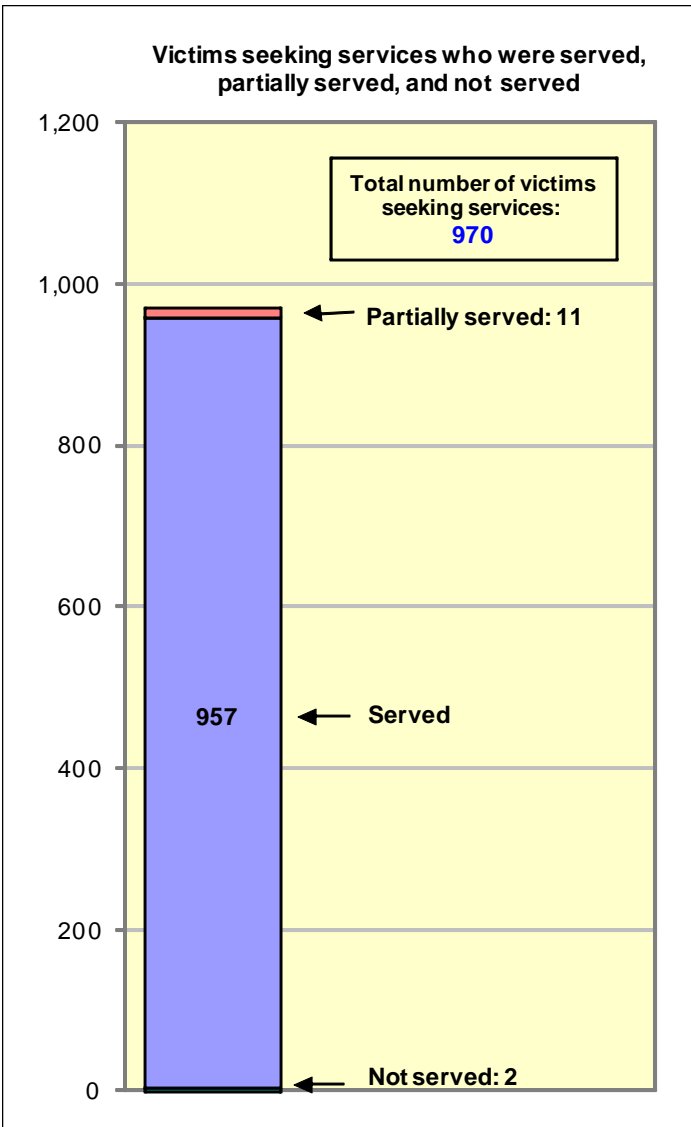
**Office on Violence Against Women
Discretionary Grants
Grants to Reduce Domestic Violence, Dating Violence, Sexual Assault,
and Stalking on Campus Program
Report Period: January 1—June 30, 2009**

The primary purpose of the Campus Program is to develop and strengthen victim services in cases involving violent crimes against women on campuses. The Campus Program also aims to strengthen security and investigate strategies to prevent and prosecute violent crimes against women on campuses.

Total number of grantees reporting	59
------------------------------------	----

Victim Services: Campus Program grantees provided services to about **970** victims of sexual assault, domestic violence, dating violence and stalking.

Total number of grantees using funds for victim services: **40** (68% of all grantees reporting)



Victim services and demographics: Campus Program grantees provided an array of services to victims/survivors of sexual assault, domestic violence, dating violence and stalking, including victim advocacy (actions designed to help victims/survivors obtain needed resources or services), crisis intervention, and legal advocacy (assistance navigating the criminal and/or legal system). Victims/survivors receive referrals and information as needed.

Number of victims receiving the following services:

- Victim advocacy: **627** (65% of those receiving services)
- Crisis intervention: **537** (55%)
- Support group/counseling services: **402** (42%)
- Academic/education advocacy: **334** (35%)
- Legal advocacy: **147** (15%)
- Disciplinary board advocacy: **68** (7%)
- Housing assistance: **52** (5%)
- Transportation: **50** (5%)
- Hospital/clinic/other medical response: **35** (4%)

Number of hotline calls from victims: 496

Demographic data:

Gender¹

- ♦ Female: **889** (92%)
- ♦ Male: **76** (8%)

Ethnicity^{1,2}

- ♦ White: **459** (68%)
- ♦ Black or African American: **90** (13%)
- ♦ Hispanic or Latino: **67** (10%)
- ♦ Asian: **49** (7%)
- ♦ American Indian and/or Alaska Native: **9** (1%)
- ♦ Native Hawaiian and other Pacific Islander: **9** (1%)

Other demographics

- ♦ Rural: **99** (10% of those receiving services)
- ♦ Disabilities: **47** (5%)
- ♦ Limited English proficiency: **20** (2%)
- ♦ Immigrants: **20** (2%)

Relationship to offender³

- ♦ Domestic violence/dating violence
 - Current or former spouse or intimate partner: **250** (62%)
 - Dating: **92** (23%)
 - Other family member: **45** (11%)
 - Acquaintance: **13** (3%)
 - Stranger: **5** (1%)
- ♦ Sexual assault
 - Acquaintance: **210** (52%)
 - Current or former spouse or intimate partner: **83** (20%)
 - Dating: **42** (10%)
 - Stranger: **36** (9%)
 - Other family member: **35** (9%)
- ♦ Stalking
 - Current or former spouse or intimate partner: **54** (31%)
 - Acquaintance: **49** (28%)
 - Dating: **49** (28%)
 - Stranger: **18** (10%)
 - Other family member: **5** (3%)

¹ Percentages are based on victims receiving services for whom this information was known.

² Some victims may identify with more than one race/ethnicity, so the total number reported in race/ethnicity may be higher than the total number of victims served.

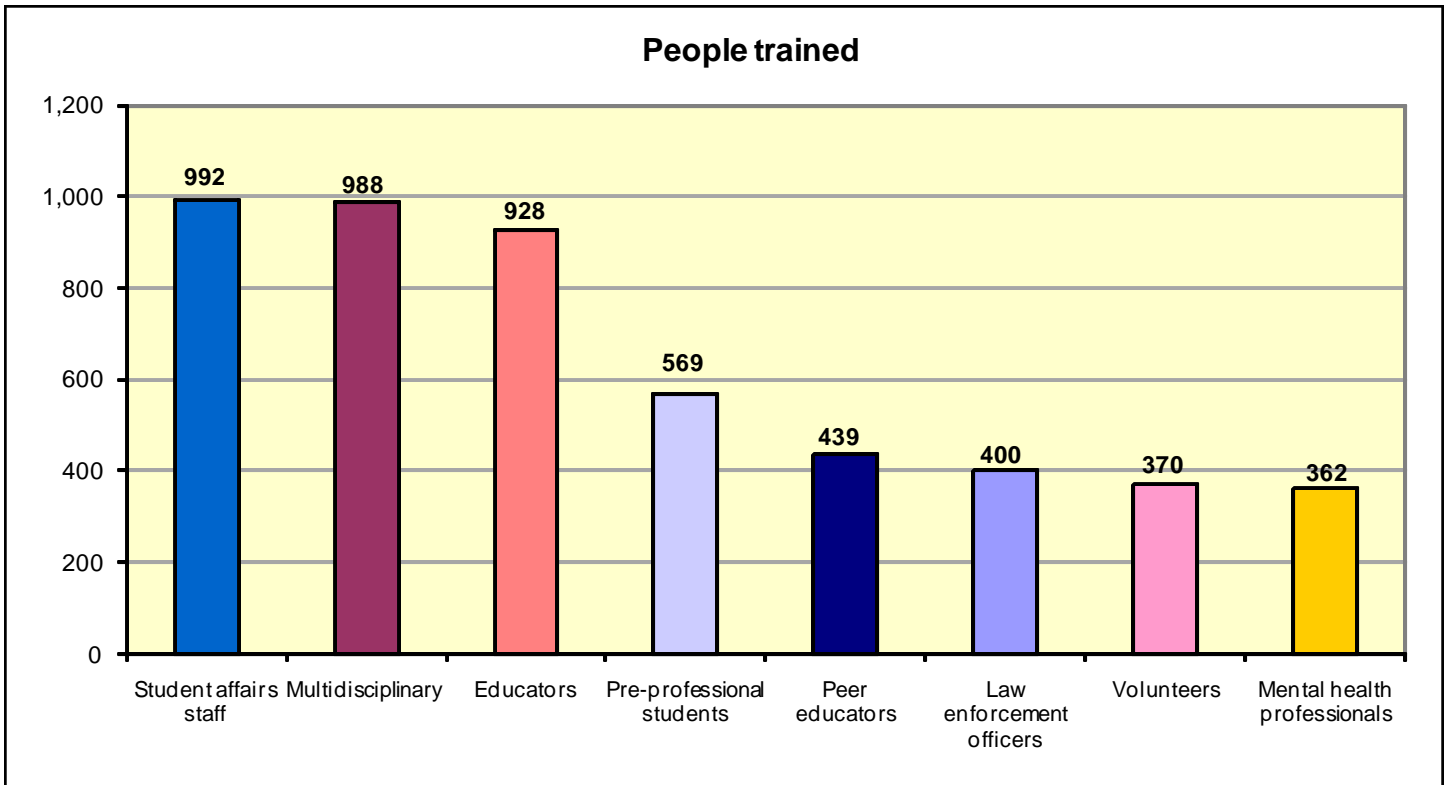
³ Victims may have been abused by more than one offender and/or may have experienced more than one type of victimization, so the total for each victimization category may be higher than the total number of victims served in each of those categories. Percentages are based on the total number of known relationships in each victimization category.

Training: Campus Program grantees train professionals to improve the response to victims/survivors of sexual assault, domestic violence, dating violence and stalking and to increase offender accountability.

Total number of grantees using funds for training: **47** (80% of all grantees reporting)

Total number of people trained with Campus funds: **5,952**

Number of training events: **299**



Topics on which professionals were most frequently trained

Training topic	Number of grantees training on this topic	Training topic	Number of grantees training on this topic
Dating violence overview, dynamics, and services	41	Safety planning for victims	28
Domestic violence overview, dynamics, and services	39	Campus police/security response	27
Sexual assault overview, dynamics, and services	36	Coordinated community response	26
Stalking overview, dynamics, and services	35	Issues specific to victims/survivors who are lesbian, gay, bisexual, transgender, or intersex	26
Confidentiality	34	Drug-facilitated sexual assault	25
Community response to sexual assault	29	Domestic violence statutes/codes	24

Education for incoming students: All Campus grantees must implement and operate educational programs for the prevention of violent crimes against women as part of an overall coordinated campus and community response to violence against women on campuses.

Education for incoming students	
Number of programs provided for incoming students with Campus Program funds	347
Number of incoming students	91,070
Number of incoming students receiving prevention education provided with Campus Program funds	28,839⁴ (32% of all incoming students)

Staff: Campus Program staff provides training, prevention education, and victim services to ensure a coordinated response to violence against women on campus.

Total number of grantees using funds for staff: **56** (95% of all grantees reporting)

Total Number of full-time equivalent staff funded⁵	76
Program coordinator (34% of all staff funded)	26
Trainer/educator (25%)	19
Administrator (13%)	10
Victim advocate (13%)	10
Support staff (7%)	5
Counselor (4%)	3
Campus police/security officer (3%)	2
Information technology staff (1%)	1

⁴ The number of incoming students receiving prevention education provided with Campus Program funds and other funding sources was 48,216 (53% of all incoming students).

⁵ Categories are rounded to the nearest whole number and only categories with at least one full FTE after rounding are included.

Campus and community measures: Campus Program grantees are required to collect and report on all sexual assault, domestic violence, dating violence and stalking offenses that either occurred on campus or that occurred off campus and involved students.

Campus and community measures

116 offenses resulted in criminal charges being filed in the local jurisdiction

152 offenses resulted in campus disciplinary/judicial board actions

126 victims reported crimes occurring on campus

103 of these reported to campus police/security

23 reported to community law enforcement

136 victims reported crimes occurring off campus

101 of these reported to community law enforcement

35 reported to campus police/security

59 temporary protection orders were requested and **44** were granted (75%)

46 final protection orders were requested and **45** were granted (98%)