



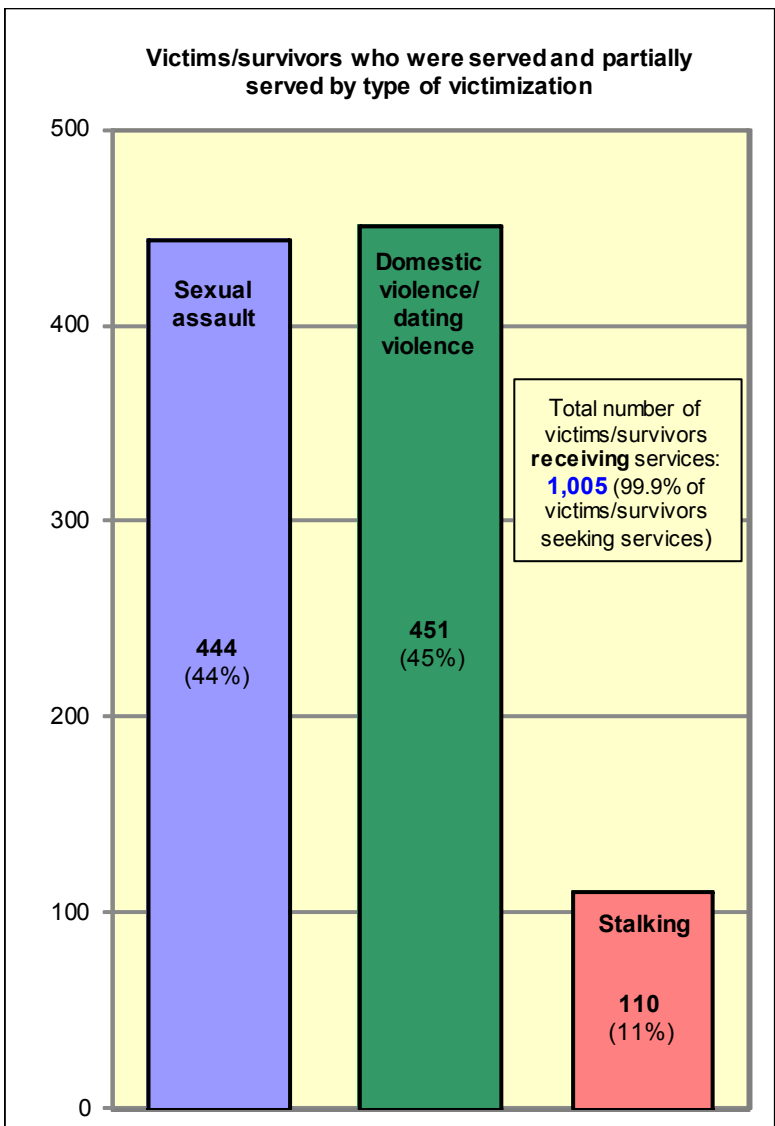
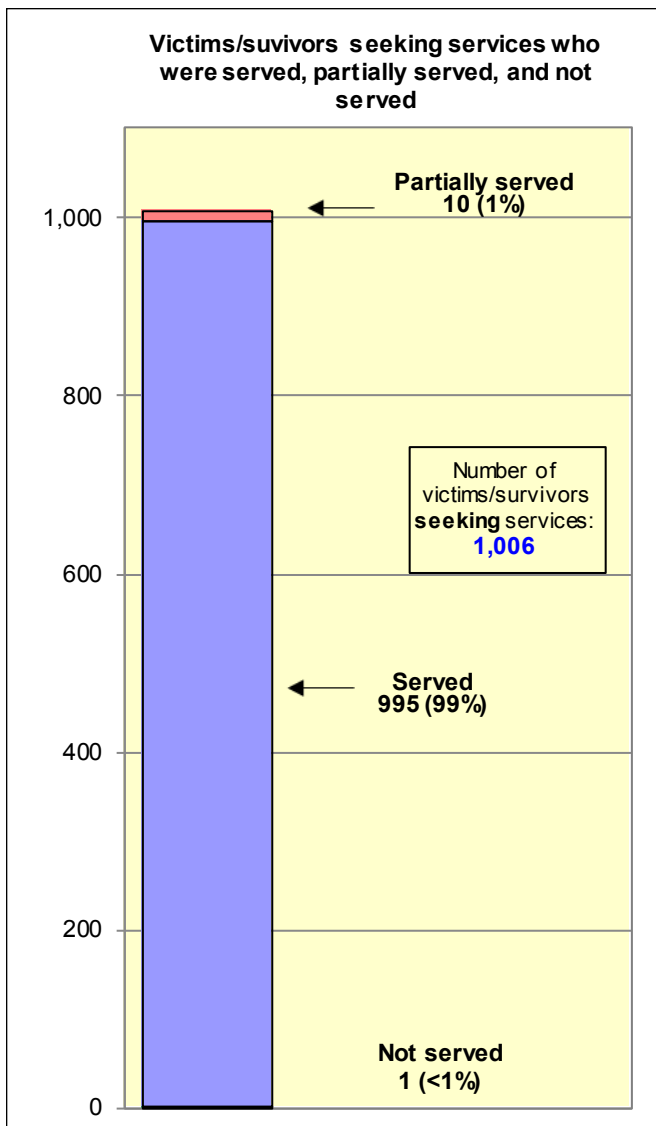
**Grants to Reduce Domestic Violence,  
 Dating Violence, Sexual Assault, and  
 Stalking on Campus Program  
 (Campus Program)<sup>1</sup>**

The primary purpose of the Campus Program is to develop and strengthen victim/survivors services in cases involving violent crimes against women on campuses. The Campus Program also aims to strengthen security and investigate strategies to prevent and prosecute violent crimes against women on campuses.

Number of grantees reporting	82
------------------------------	----

**Victim Services:** Campus Program grantees provided services to over **1,000** victims/survivors of sexual assault, domestic violence, dating violence and stalking.

Number of grantees using funds for victim services: **53** (65% of all grantees reporting)



<sup>1</sup> This report contains selected data submitted by Campus Program grantees on a semi-annual progress report.

**Victim services and demographics:** Campus Program grantees provide an array of services to victims/survivors of sexual assault, domestic violence, dating violence and stalking. These services include victim advocacy (actions designed to help victims/survivors obtain needed resources or services), crisis intervention, and legal advocacy (assistance navigating the criminal and/or legal system). Victims/survivors receive referrals, and information as needed.

**Number of victims/survivors receiving the following services:**

- Victim/survivor advocacy: **538** (54% of those receiving services)
- Crisis intervention: **470** (47%)
- Support group/counseling services: **371** (37%)
- Academic/education advocacy: **230** (23%)
- Legal advocacy: **167** (17%)
- Disciplinary board advocacy: **77** (8%)
- Hospital/clinic/other medical response: **58** (6%)
- Housing assistance: **58** (6%)
- Transportation: **22** (2%)
- Civil legal assistance: **4** (<1%)

**Number of hotline calls from victims/survivors: 334**

**Demographic data:**

**Gender<sup>2</sup>**

- Female: **898** (90%)
- Male: **101** (10%)

**Race/ethnicity<sup>2,3</sup>**

- White: **519** (56%)
- Black or African American: **163** (18%)
- Hispanic or Latino: **135** (15%)
- Asian: **67** (7%)
- American Indian or Alaska Native: **41** (4%)
- Native Hawaiian or Other Pacific Islander: **6** (1%)

**Other demographics<sup>4</sup>**

- Rural: **118** (12% of those receiving services)
- Disabilities: **70** (7%)
- Immigrants/refugees/asylum seekers: **11** (1%)
- Limited English proficiency: **10** (1%)

**Relationship to offender<sup>5</sup>**

- Domestic violence/dating violence
  - Current or former spouse or intimate partner: **208** (47%)
  - Dating relationship: **162** (37%)
  - Other family member: **55** (12%)
  - Acquaintance: **17** (4%)
- Sexual assault
  - Acquaintance: **218** (50%)
  - Dating relationship: **68** (16%)
  - Stranger: **60** (14%)
  - Other family member: **57** (13%)
  - Current or former spouse or intimate partner: **30** (7%)
- Stalking
  - Acquaintance: **53** (50%)
  - Dating relationship: **26** (24%)
  - Current or former spouse or intimate partner: **16** (15%)
  - Stranger: **9** (8%)
  - Other family member: **3** (3%)

<sup>2</sup> Percentages are based on victims/survivors receiving services for whom this information was known.

<sup>3</sup> Some victims/survivors may identify with more than one race/ethnicity, so the total number reported in race/ethnicity may be higher than the total number of victims/survivors served.

<sup>4</sup> Because victims/survivors may be represented in more than one of these categories, or not at all, the total for this category may be higher or lower than the total number of victims/survivors served.

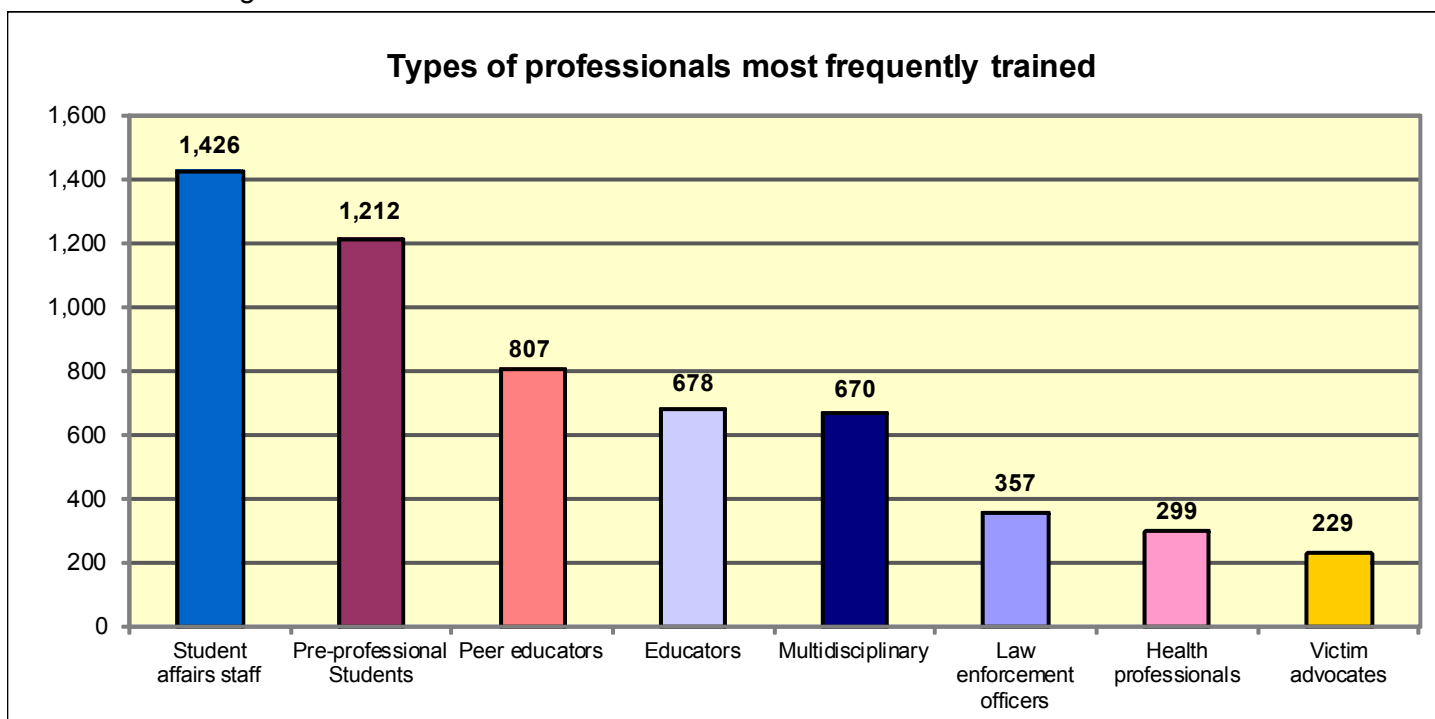
<sup>5</sup> Victims/survivors may have been abused by more than one offender and/or may have experienced more than one type of victimization, so the total for each victimization category (when unknowns are included) may be higher than the total number of victims/survivors served in each of those categories. Percentages presented here are based on the total number of known relationships in each victimization category.

**Training:** Campus Program grantees train professionals to improve the response to victims/survivors of sexual assault, domestic violence, dating violence, and stalking, and to increase offender accountability.

Number of grantees using funds for training: **63** (77% of all grantees reporting)

Total number of people trained: **6,537**

Number of training events: **352**



**Topics on which grantees provided training<sup>6</sup>**

Training topic	Number of grantees training on this topic	Training topic	Number of grantees training on this topic
Sexual assault overview, dynamics, and services	56	Campus police/security response	34
Dating violence overview, dynamics, and services	50	Safety planning for victims/survivors	30
Stalking/cyber stalking overview, dynamics, and services	46	Clery Act reporting	29
Domestic violence overview, dynamics, and services	44	Community response to sexual assault	29
Confidentiality	43	Coordinated community response	29
Drug-facilitated sexual assault	35	Disciplinary/judicial board response	29

<sup>6</sup> Not all topics reported by grantees are presented here.

**Education for incoming students:** All Campus grantees must implement and operate educational programs for the prevention of violent crimes against women as part of an overall coordinated campus and community response to violence against women on campuses.

<b>Education for incoming students</b>	
Number of program events for incoming students provided with Campus Program funds	<b>786</b>
Number of incoming students	<b>87,274</b>
Number of incoming students receiving prevention education provided with Campus Program funds	<b>28,065<sup>7</sup></b> (32% of all incoming students)

**Staff:** Campus Program staff provide victim services, training, and prevention education to ensure a coordinated response to violence against women on campus.

Total number of grantees using funds for staff: **78** (95% of all grantees reporting)

<b>Total number of full time equivalent staff funded<sup>8</sup></b>	<b>104</b>
Program coordinator (34% of all staff funded)	35
Trainer/educator (27%)	28
Victim advocate (14%)	15
Administrator(10%)	10
Support staff (10%)	10
Counselor (4%)	4
Campus police/security officer (2%)	2
Information technology staff (1%)	1

<sup>7</sup> The number of incoming students receiving prevention education provided with Campus Program funds and other funding sources was 69,433 (80% of all incoming students).

<sup>8</sup> Categories are rounded to the nearest whole number and only categories with at least one FTE after rounding are included.

**Campus and community measures:** Campus Program grantees are required to collect and report on all sexual assault, domestic violence, dating violence, and stalking offenses that either occurred on campus or that occurred off campus and involved students.

---

## Campus and community measures

**160** offenses resulted in criminal charges being filed in the local jurisdiction  
**333** offenses resulted in campus disciplinary/judicial board actions

**157** victims/survivors reported crimes occurring on campus

- ♦ 139 of these reported to campus police/security
- ♦ 18 reported to community law enforcement

**154** victims/survivors reported crimes occurring off campus

- ♦ 120 of these reported to community law enforcement
- ♦ 34 reported to campus police/security

**51** temporary protection orders and **52** final protection orders were granted