



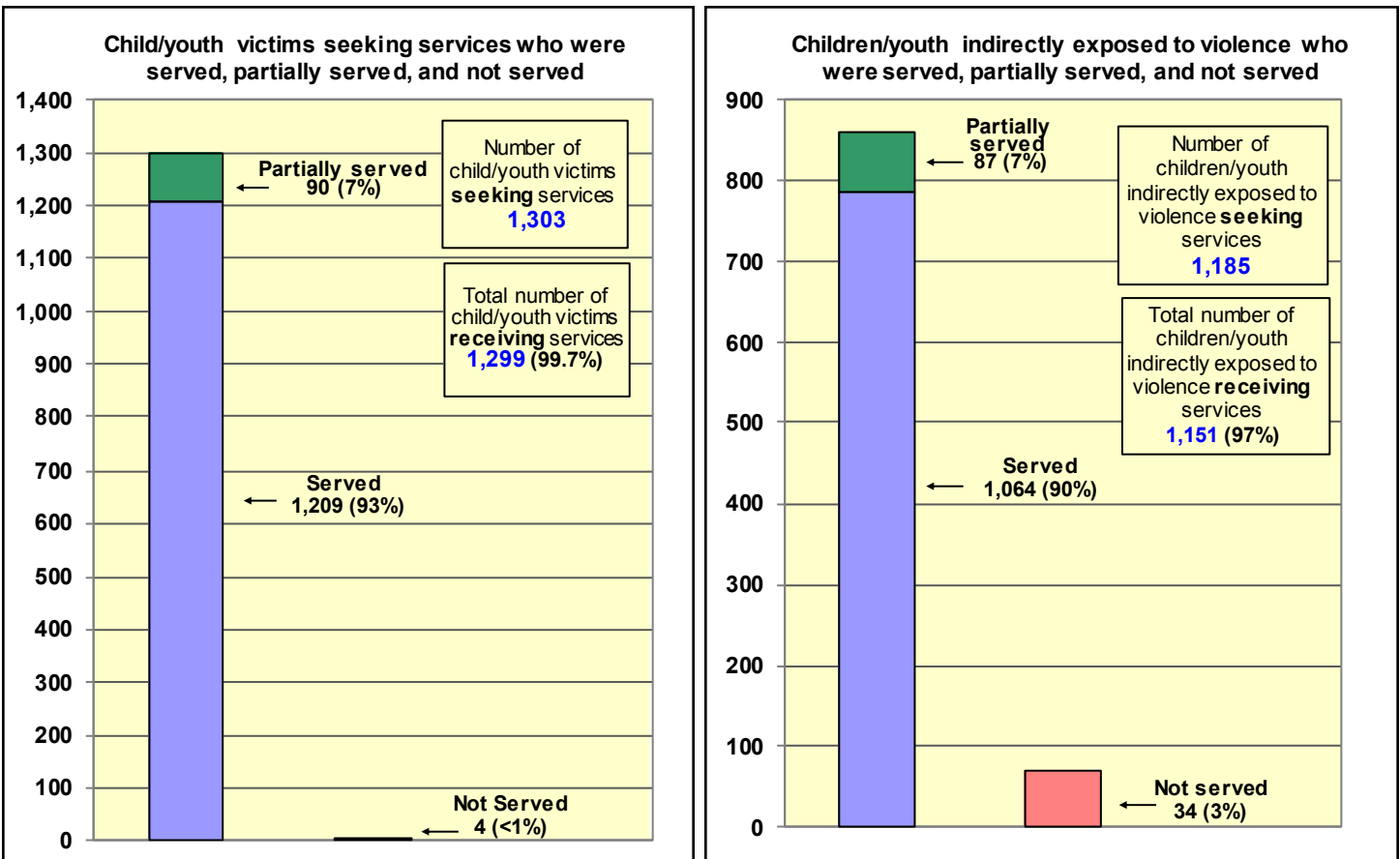
January 1, 2016 – June 30, 2016
Office on Violence Against Women
Consolidated Grant Program to Address
Children and Youth Experiencing Domestic and
Sexual Assault and Engage Men and Boys as
Allies (Consolidated Youth Program)^{1,2}

Consolidated Youth Program funds are used to develop, expand, and strengthen prevention strategies and intervention services that target children, youth and young adults who are victims of and/or exposed to sexual assault, domestic violence, dating violence, or stalking, including support for non-abusing parents and caretakers. They are also used to develop, maintain, or enhance programs that work with men to prevent sexual assault, domestic violence, dating violence, or stalking by helping men serve as role models and social influencers of other men and youth at the individual, school, or community levels.

Number of grantees reporting	43
------------------------------	----

Victim Services: Consolidated Youth Program grantees provided services to **1,299** child/youth victims and **1,151** children/youth indirectly exposed to sexual assault, domestic violence, dating violence, and stalking to help them become and remain safe from violence.

Number of grantees using funds for victim services: **23** (53% of all grantees reporting)



¹ This report contains selected data submitted by Consolidated Youth grantees on the Children and Youth Exposed to Violence Program (27) and Engaging Men and Youth as Allies (16) semi-annual progress reporting forms.

² Throughout this document, the sum of percentages may not equal 100 due to rounding.

Victim Services and Demographics: Consolidated Youth Program grantees provide an array of services to child/youth victims and children/youth indirectly exposed to sexual assault, domestic violence, dating violence, and stalking. These services include child advocacy (actions designed to help the child/youth obtain needed resources or services), counseling, crisis intervention, and legal advocacy (assistance navigating the criminal and/or legal system). Children/youth also receive safety planning, referrals, and information as needed.

Child/youth victims served or partially served by type of victimization:

- Sexual assault: **644** (50% of those receiving services)
- Domestic violence: **325** (25%)
- Dating violence: **284** (22%)
- Stalking: **46** (4%)

Number of child/youth victims receiving the following services:

Child advocacy: **800** (62% of those receiving services)
 Counseling services: **563** (43%)
 Crisis intervention: **467** (36%)
 Education advocacy: **192** (15%)
 Criminal justice advocacy/court accompaniment: **141** (11%)
 Transportation: **71** (5%)
 Hospital/clinic/other medical response: **57** (4%)
 Civil legal advocacy/court accompaniment: **49** (4%)
 Parent-child counseling or treatment intervention: **45** (3%)
 Language services: **23** (2%)

Demographic data for child/youth victims:

Gender³

- Female: **879** (73%)
- Male: **325** (27%)

Age³

- 0-12: **254** (21%)
- 13-17: **526** (44%)
- 18-24: **426** (35%)

Race/ethnicity^{3,4}

- White: **591** (51%)
- Hispanic or Latino: **308** (27%)
- Black or African American: **196** (17%)
- American Indian or Alaska Native: **39** (3%)
- Asian: **34** (3%)
- Native Hawaiian or Other Pacific Islander: **9** (1%)

Other demographics⁵

- Lesbian, gay, bisexual, transgender, or intersex: **380** (29% of those receiving services)
- Live in rural areas: **249** (19%)
- Homeless/runaways: **239** (18%)
- Mental health issues: **211** (16%)
- Disabilities: **90** (7%)
- Immigrants/refugees/asylum seekers: **50** (4%)
- Limited English proficiency: **40** (3%)
- D/deaf or hard of hearing: **4** (<1%)

Relationship to offender⁶

- Sexual assault
 - Family/household member: **199** (35%)
 - Acquaintance: **176** (31%)
 - Dating relationship of the child: **77** (13%)
 - Spouse or intimate partner of parent/caregiver: **57** (10%)
 - Stranger: **32** (6%)
 - Dating relationship of parent/caregiver: **22** (4%)
 - Spouse or intimate partner of youth: **13** (2%)
- Domestic violence
 - Family/household member: **185** (55%)
 - Spouse or intimate partner of youth: **116** (35%)
 - Spouse or intimate partner of parent/caregiver: **21** (6%)
 - Dating relationship of the child: **13** (4%)
- Dating violence
 - Dating relationship of the child: **233** (94%)
 - Dating relationship of parent/caregiver: **15** (6%)
 - Family/household member: **1** (<1%)
- Stalking
 - Acquaintance: **32** (64%)
 - Dating relationship of the child: **8** (16%)
 - Stranger: **6** (12%)
 - Spouse or intimate partner of youth: **2** (4%)
 - Dating relationship of parent/caregiver: **1** (2%)
 - Spouse or intimate partner of parent/caregiver: **1** (2%)

³ Percentages are based only on those child/youth victims receiving services for whom this information was known.

⁴ Some child/youth victims may identify with more than one race/ethnicity, so the total number reported in race/ethnicity may be higher than the total number of victims/survivors served.

⁵ Because child/youth victims may be represented in more than one of these categories, or not at all, the total reported for this category may be higher or lower than the total number of children served.

⁶ Child/youth victims may have been abused by more than one offender and/or may have experienced more than one type of victimization, so the total for each victimization category may be higher than the total number of children/youth served in each of these categories. Percentages are based on the total number of known relationships in each victimization category.

Children/Youth Indirectly Exposed Services and Demographics:

Children/youth indirectly exposed to violence who were served or partially served by type of victimization:

- Domestic violence: **1,096** (95% of those receiving services)
- Sexual assault: **38** (3%)
- Dating violence: **17** (1%)

Number of children/youth indirectly exposed to violence receiving the following services:

Child advocacy: **574** (50% of those receiving services)
Counseling services: **505** (44%)
Crisis intervention: **478** (42%)
Parent-child counseling or treatment intervention: **245** (21%)
Education advocacy: **148** (13%)
Criminal justice advocacy/court accompaniment: **62** (5%)
Transportation: **54** (5%)
Civil legal advocacy/court accompaniment: **20** (2%)
Language services: **14** (1%)

Demographic data for children/youth indirectly exposed to violence:

Gender⁷

- Female: **591** (53%)
- Male: **530** (47%)

Age⁷

- 0-12: **891** (78%)
- 13-17: **242** (21%)
- 18-24: **10** (1%)

Race/ethnicity^{7,8}

- White: **501** (44%)
- Black or African American: **291** (26%)
- Hispanic or Latino: **250** (22%)
- American Indian or Alaska Native: **75** (7%)
- Native Hawaiian or Other Pacific Islander: **31** (3%)
- Asian: **6** (1%)

Other demographics⁹

- Live in rural areas: **354** (31% of those receiving services)
- Mental health issues: **85** (7%)
- Immigrants/refugees/asylum seekers: **32** (3%)
- Homeless/runaways: **20** (2%)
- Limited English proficiency: **20** (2%)
- Disabilities: **17** (1%)
- Lesbian, gay, bisexual, transgender, or intersex: **4** (<1%)
- D/deaf or hard of hearing: **3** (<1%)

Relationship to offender¹⁰

- Domestic violence
 - Spouse or intimate partner of parent/caregiver: **533** (49%)
 - Family/household member: **475** (44%)
 - Dating relationship of parent/caregiver: **59** (5%)
 - Acquaintance: **12** (1%)
- Sexual assault
 - Family/household member: **9** (36%)
 - Spouse or intimate partner of parent/caregiver: **8** (32%)
 - Dating relationship of parent/caregiver: **4** (16%)
 - Acquaintance: **2** (8%)
 - Stranger: **2** (8%)
- Dating violence
 - Dating relationship of parent/caregiver: **5** (71%)
 - Family/household member: **2** (29%)

⁷ Percentages are based on only those children/youth indirectly exposed to violence receiving services for whom this information was known.

⁸ Some children/youth indirectly exposed to violence may identify with more than one race/ethnicity, so the total number reported in race/ethnicity may be higher than the total number of victims/survivors served.

⁹ Because children/youth indirectly exposed to violence may be represented in more than one of these categories, or not at all, the total reported for this category may be higher or lower than the total number of children/youth indirectly exposed to violence served.

¹⁰ Children/youth indirectly exposed to violence may have been exposed to more than one offender and/or may have been exposed to more than one type of victimization, so the total for each victimization category may be higher than the total number of children/youth served in each of these categories. Percentages are based on the total number of known relationships in each victimization category.

Support for non-abusing parents/caregivers: Consolidated Youth Program grantees provide support and/or referrals to non-abusing parents/caregivers of children who are receiving services.

Number of non-abusing parents/caregivers receiving support or referrals:

- Receiving support: **624**
- Receiving referrals: **343**

Type of support	Non-abusing parents/ caregivers receiving support	Non-abusing parents/ caregivers receiving referrals
Advocacy	355	200
Case management	189	7
Child care	58	29
Civil legal advocacy/court accompaniment	33	38
Civil legal assistance	12	27
Counseling services/support group	129	128
Criminal justice advocacy/court accompaniment	30	28
Crisis intervention	157	185
Education advocacy	19	10
Employment counseling	11	14
Home visitation	118	37
Hospital/clinic/other medical response	6	2
Housing assistance	28	58
Language services	68	31
Material assistance	129	58
Parent education or classes	140	93
Respite services	1	1
Transportation	25	18

Shelter services:

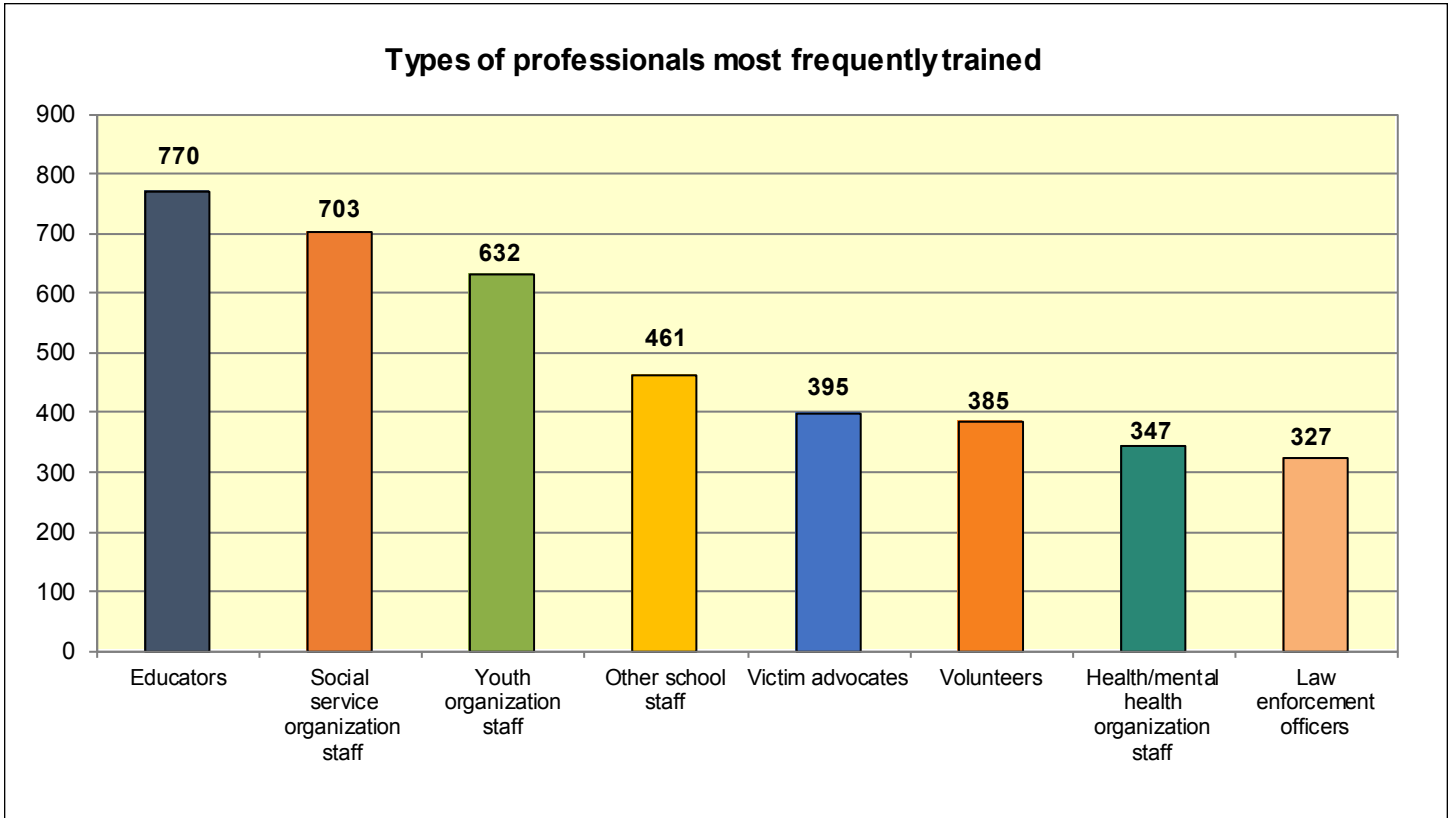
- **90** non-abusing parents/caregivers and **180** accompanying family members received a total of **7,026** emergency shelter bed nights.

Training: Consolidated Youth Program grantees train professionals to improve the response to victims/survivors of sexual assault, domestic violence, dating violence, and stalking, as it relates to their role in the system.

Number of grantees using funds for training: **28** (65% of all grantees reporting)

Total number of people trained:¹² **6,087**

Number of training events: **257**



¹² This includes 19 grant-funded MOU partners, 437 non-grant funded MOU partners, and 779 other professionals.

Staff: Consolidated Youth Program staff provide victim services and engage in prevention activities to increase safety for children and youth experiencing domestic violence, dating violence, sexual assault, and stalking.

Number of grantees using funds for staff: **42** (98% of all grantees reporting)

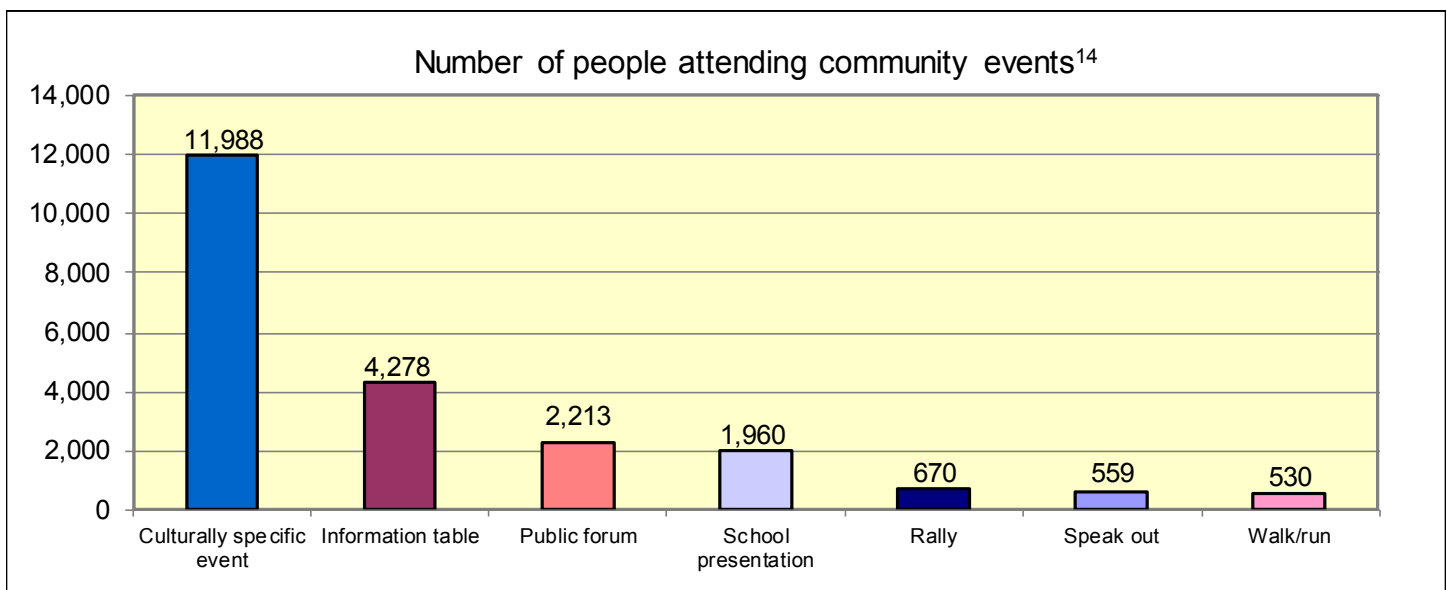
Total number of full time equivalent staff funded¹³	111
Program coordinator (20% of all staff funded)	22
Educator/trainer (14%)	16
Mental health professional (14%)	15
Administrator (12%)	13
Victim advocate (8%)	9
Outreach worker (7%)	8
Case manager (6%)	7
Counselor (6%)	7
Child advocate (5%)	6
Support staff (4%)	4
Community organizer (3%)	3
Legal advocate (1%)	1

Community organizing/mobilization and prevention: Consolidated Youth Program grantees assist in community organizing and mobilization to encourage men and boys to work as allies with women and girls to prevent domestic violence, dating violence, sexual assault, and stalking.

Number of grantees using funds for community organizing/mobilization and prevention: **14** (33% of all grantees reporting)

Number of community organizing events provided: **229**

Number of people who attended events: **22,780**

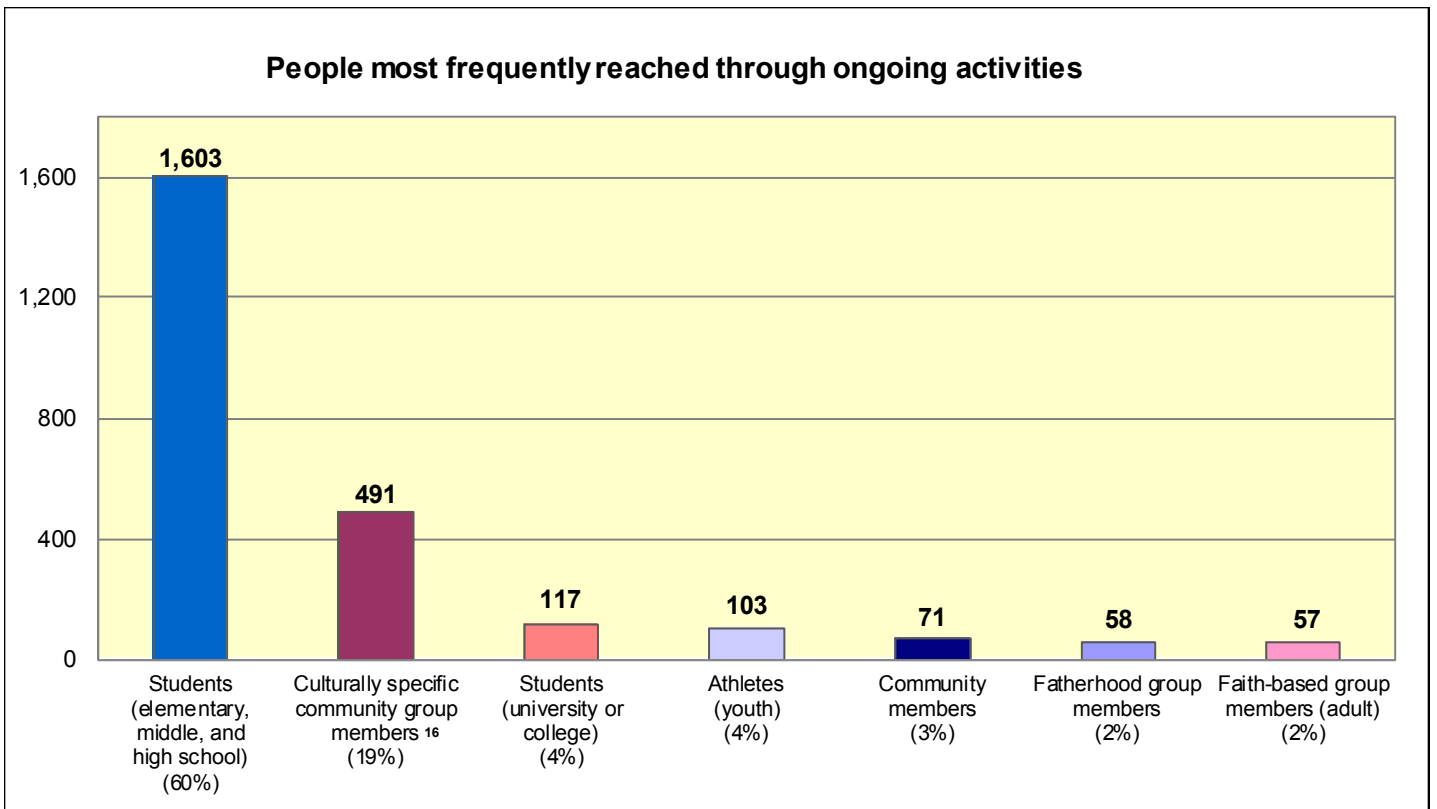
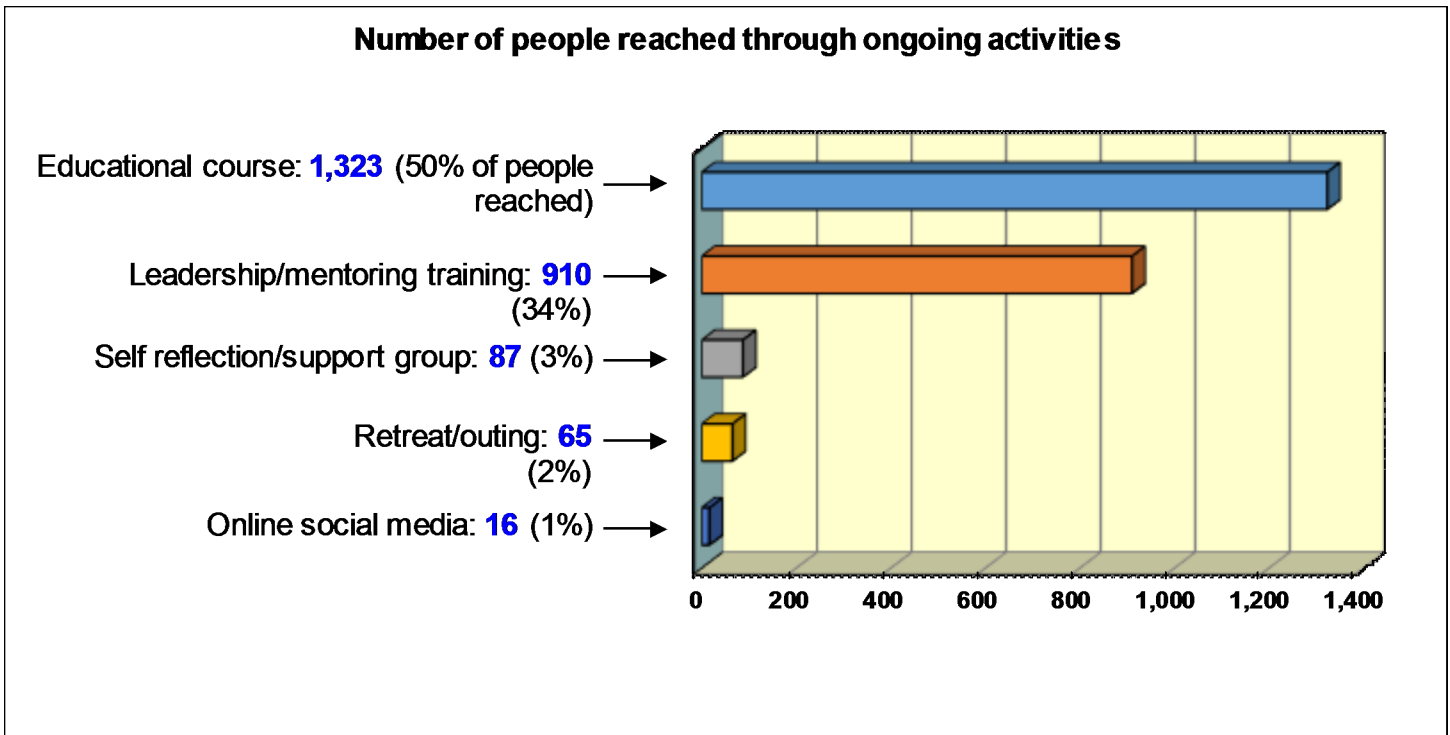


¹³ Categories are rounded to the nearest whole number and only categories with at least one FTE after rounding are included.

¹⁴ Not all community events provided are included here.

Number of ongoing (multi-session) community organizing/mobilization and prevention activities:¹⁵ **72**

Number of people reached through ongoing (multi-session) activities: **2,652**



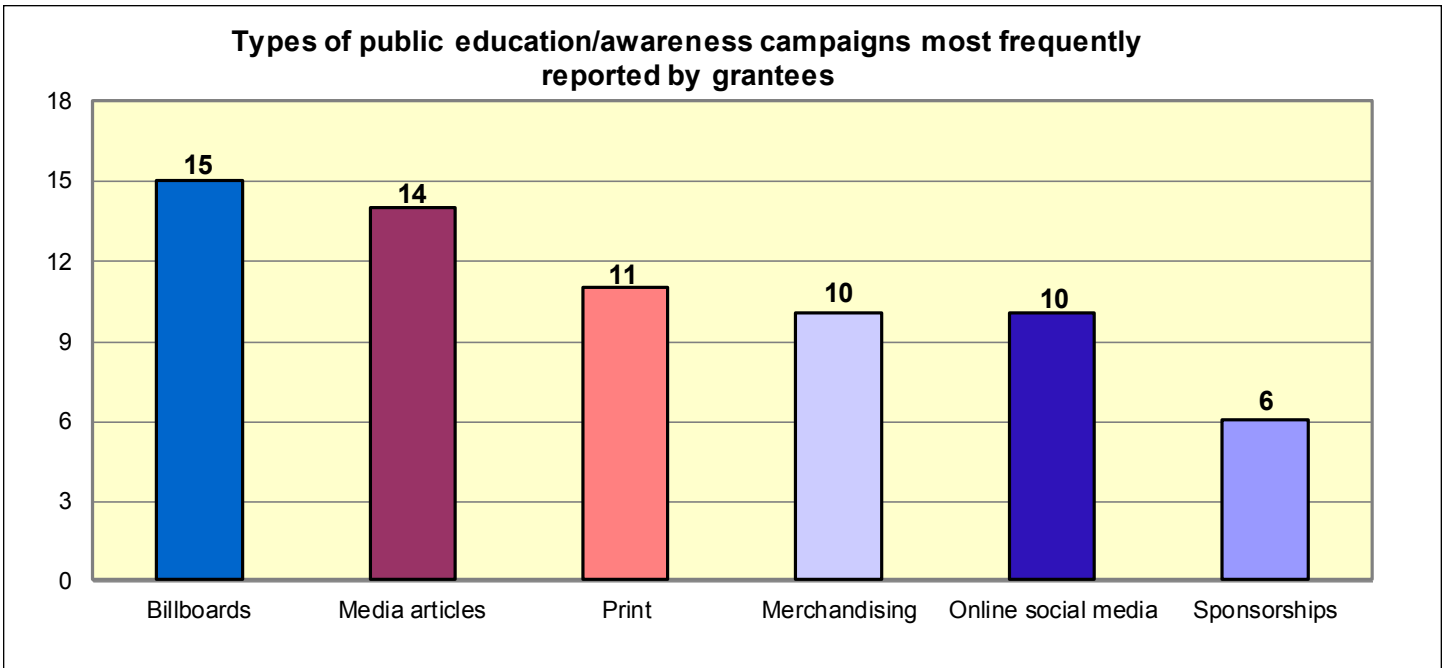
¹⁵ This represents the number of events only and does not reflect the number of sessions/meetings within each event. This number also does not include one-time events.

¹⁶ Represents total of adults and youth.

Public Education/Awareness Campaigns: Consolidated Youth Program grantees create and utilize public education campaigns to encourage men and boys to work as allies with women and girls to prevent domestic violence, dating violence, sexual assault, and stalking.

Number of grantees using funds for education/awareness campaigns: **10** (23% of all grantees reporting)

Total number of public awareness/education campaigns: **82**



Intended audiences of public education most frequently reported by grantees¹⁷

Audience	Number of grantees reporting	Audience	Number of grantees reporting
Fathers/father-figures/caregivers	7	Live in urban communities	4
High school students	7	University/college students	4
Black or African American	6	Athletes	3
Educators	6	Gay/lesbian/bisexual/transgender/intersex	3
Middle school students	6	Hispanic/Latino	3
Coaches	4	Immigrants	3

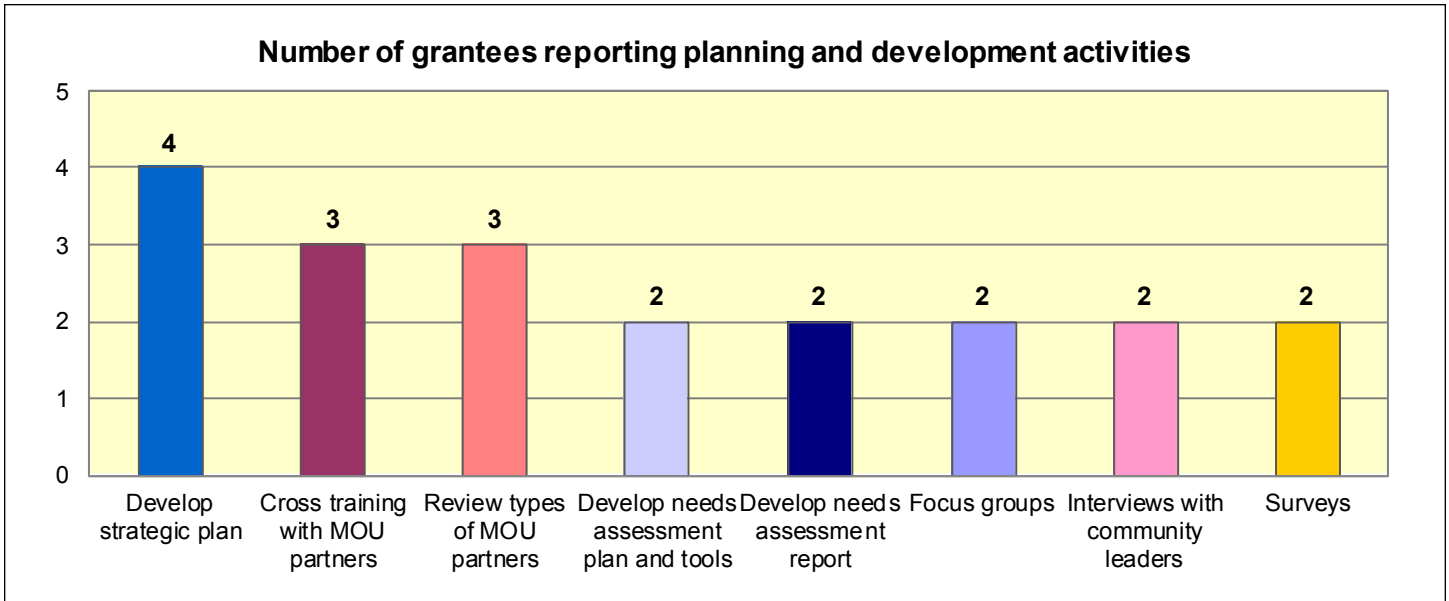
¹⁷ Represents a focus on men and/or youth within each audience reported.

Planning and Development: Consolidated Youth Program grantees engage in planning and development activities.

Number of grantees using funds for planning and development: **6** (14% of all grantees reporting)

Number of planning and development meetings: **70**

Number of people attending planning and development meetings: **205**



Volunteer activities: Consolidated Youth Program staff recruit, train, and utilize volunteers to assist in engaging men and boys to work as allies with women and girls to prevent domestic violence, dating violence, sexual assault, and stalking.

Total number of grantees using funds for volunteer activities: **6** (14% of all grantees reporting)

Total number of volunteers recruited: **108**

Total number of volunteers trained: **82**

