

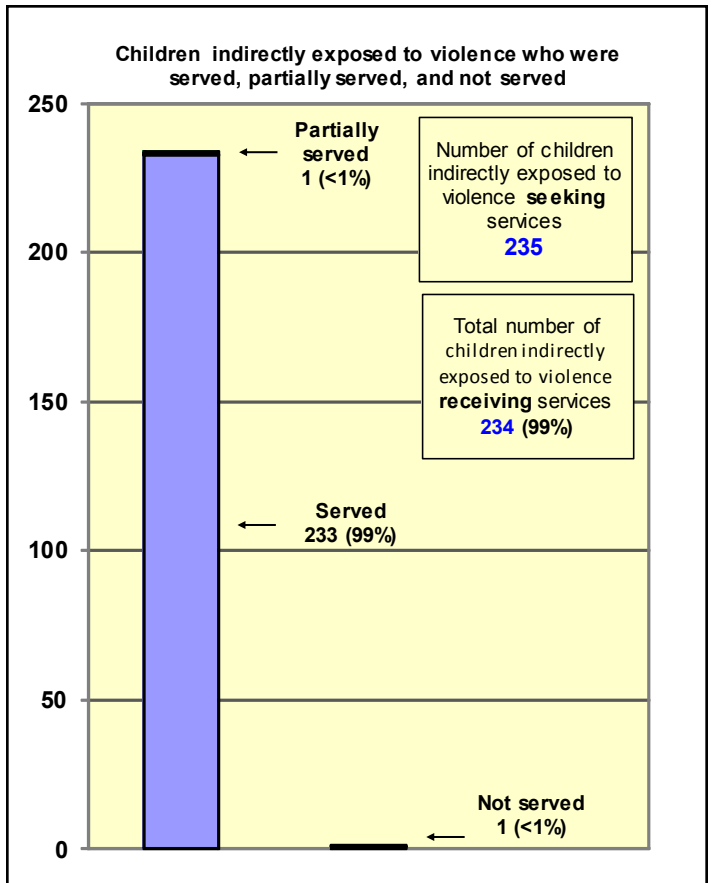
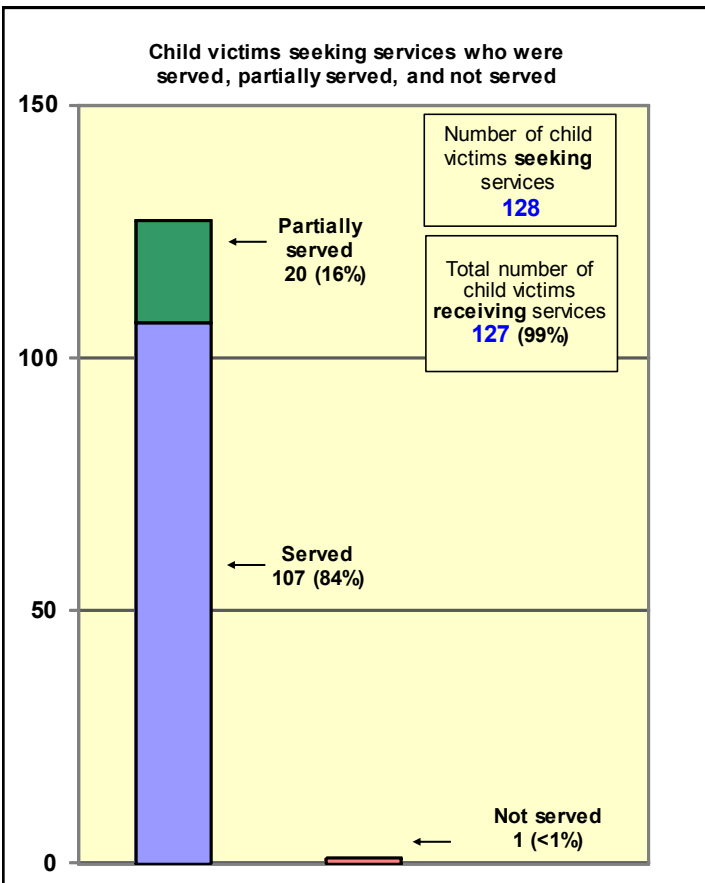


Consolidated Youth Program funds are used to develop, expand, and strengthen prevention strategies and intervention services that target children, youth and young adults who are victims of and/or exposed to sexual assault, domestic violence, dating violence, or stalking, including support for non-abusing parents and caretakers. They are also used to develop, maintain, or enhance programs that work with men to prevent sexual assault, domestic violence, dating violence, or stalking by helping men serve as role models and social influencers of other men and youth at the individual, school, or community levels.

Number of grantees reporting	<b>22</b>
------------------------------	-----------

**Victim Services:** Consolidated Youth Program grantees provided services to **127** child victims and **234** children indirectly exposed to sexual assault, domestic violence, dating violence, and stalking to help them become and remain safe from violence.

Number of grantees using funds for victim services: **6** (27% of all grantees reporting)



<sup>1</sup> This report contains selected data submitted by Consolidated Youth grantees on the Children and Youth Exposed to Violence Program (11) and Engaging Men and Youth as Allies (11) semi-annual progress reporting forms.

<sup>2</sup> Throughout this document, the sum of percentages may not equal 100 due to rounding.

**Victim Services and Demographics:** Consolidated Youth Program grantees provide an array of services to child victims and children indirectly exposed to sexual assault, domestic violence, dating violence, and stalking. These services include child advocacy (actions designed to help the child obtain needed resources or services), counseling, crisis intervention, and legal advocacy (assistance navigating the criminal and/or legal system). Children also receive safety planning, referrals, and information as needed.

**Child victims served or partially served by type of victimization:**

- Sexual assault: **86** (68% of those receiving services)
- Domestic violence: **26** (20%)
- Dating violence: **11** (9%)
- Stalking: **4** (3%)

**Number of child victims receiving the following services:**

Child advocacy: **92** (72% of those receiving services)  
 Counseling services: **65** (51%)  
 Crisis intervention: **44** (35%)  
 Transportation: **27** (21)  
 Civil legal advocacy/court accompaniment: **12** (9%)  
 Education advocacy: **10** (8%)  
 Hospital/clinic/other medical response: **8** (6%)  
 Criminal justice advocacy/court accompaniment : **7** (6%)  
 Parent-child counseling or treatment intervention: **7** (6%)

**Demographic data for child victims:**

**Gender<sup>3</sup>**

- Female: **101** (84%)
- Male: **19** (16%)

**Race/ethnicity<sup>3,4</sup>**

- White: 102 (82%)
- Black or African American: **12** (10%)
- Hispanic or Latino: **7** (6%)
- American Indian or Alaska Native: **4** (3%)
- Native Hawaiian or Other Pacific Islander: **1** (1%)
- Unknown: **3**

**Age<sup>3</sup>**

- 0-12: **7** (6%)
- 13-17: **19** (15%)
- 18-24: **101** (80%)

**Other demographics<sup>5</sup>**

- Children who are homeless/runaways: **53** (42%)
- Children with mental health issues: **38** (30%)
- Children who live in rural areas: **22** (17%)
- Children who are lesbian, gay, bisexual, transgender, or intersex: **18** (14%)
- Children with disabilities: **11** (9%)
- Children with limited English proficiency: **1** (1%)
- Children who are immigrants/refugees/asylum seekers: **1** (1%)

**Relationship to offender<sup>6</sup>**

- Sexual assault
  - Current or former spouse or intimate partner of youth: **19** (31%)
  - Acquaintance: **14** (23%)
  - Stranger: **11** (18%)
  - Family/household member: **10** (16%)
  - Spouse or intimate partner of parent/caregiver: **5** (8%)
  - Dating relationship of parent/caregiver: **1** (2%)
  - Dating relationship of the child: **1** (2%)
- Domestic violence
  - Current or former spouse or intimate partner of youth: **28** (74%)
  - Family/household member: **10** (26%)
- Dating violence
  - Dating relationship of the child: **18** (95%)
  - Dating relationship of parent/caregiver: **1** (5%)
- Stalking
  - Acquaintance: **4** (50%)
  - Stranger: **2** (25%)
  - Dating relationship of parent/caregiver: **1** (13%)
  - Dating relationship of the child: **1** (13%)

<sup>3</sup> Percentages are based only on those child victims receiving services for whom this information was known.

<sup>4</sup> Some child victims may identify with more than one race/ethnicity, so the total number reported in race/ethnicity may be higher than the total number of victims/survivors served.

<sup>5</sup> Because child victims may be represented in more than one of these categories, or not at all, the total reported for this category may be higher or lower than the total number of children served.

<sup>6</sup> Child victims may have been abused by more than one offender and/or may have experienced more than one type of victimization, so the total for each victimization category may be higher than the total number of children served in each of these categories. Percentages are based on the total number of known relationships in each victimization category.

<b>Children indirectly exposed services and demographics:</b>	
<b>Children indirectly exposed to violence who were served or partially served by type of victimization:</b>	
<ul style="list-style-type: none"> <li>• Domestic violence: <b>232</b> (99% of those receiving services)</li> <li>• Sexual assault: <b>2</b> (1%)</li> </ul>	
<p><b>Number of children indirectly exposed to violence receiving the following services:</b></p> <p>Child advocacy: <b>206</b> (88% of those receiving services)</p> <p>Counseling services: <b>151</b> (64%)</p> <p>Education advocacy: <b>50</b> (21%)</p> <p>Crisis intervention: <b>44</b> (19%)</p> <p>Parent-child counseling or treatment intervention: <b>15</b> (6%)</p> <p>Transportation: <b>11</b> (5%)</p> <p>Civil legal advocacy/court accompaniment: <b>3</b> (1%)</p> <p>Hospital/clinic/other medical response: <b>3</b> (1%)</p> <p>Language services: <b>2</b> (1%)</p> <p><b>Demographic data for children indirectly exposed to violence:</b></p> <p><b>Gender</b><sup>7</sup></p> <ul style="list-style-type: none"> <li>• Male: <b>116</b> (50%)</li> <li>• Female: <b>117</b> (50%)</li> </ul> <p><b>Race/ethnicity</b><sup>7, 8</sup></p> <ul style="list-style-type: none"> <li>• Black or African American: <b>119</b> (52%)</li> <li>• White: <b>96</b> (42%)</li> <li>• Hispanic or Latino: <b>33</b> (15%)</li> <li>• American Indian or Alaska Native: <b>6</b> (3%)</li> <li>• Asian: <b>5</b> (2%)</li> <li>• Native Hawaiian or Other Pacific Islander: <b>1</b> (&lt;1%)</li> </ul>	<p><b>Age</b><sup>7</sup></p> <ul style="list-style-type: none"> <li>• 0-12: <b>198</b> (87%)</li> <li>• 13-17: <b>30</b> (13%)</li> </ul> <p><b>Other demographics</b><sup>9</sup></p> <ul style="list-style-type: none"> <li>• Children who are homeless/runaways: <b>126</b> (54%)</li> <li>• Children with mental health issues: <b>20</b> (9%)</li> <li>• Children with disabilities: <b>6</b> (3%)</li> <li>• Children who live in rural areas: <b>1</b> (&lt;1%)</li> <li>• Children who are immigrants/refugees/asylum seekers: <b>1</b> (&lt;1%)</li> </ul> <p><b>Relationship to offender</b><sup>10</sup></p> <ul style="list-style-type: none"> <li>• Domestic violence <ul style="list-style-type: none"> <li>Current or former spouse or intimate partner of parent/caregiver: <b>207</b> (85%)</li> <li>Dating relationship of parent/caregiver: <b>25</b> (10%)</li> <li>Family/household member: <b>11</b> (5%)</li> </ul> </li> <li>• Sexual assault <ul style="list-style-type: none"> <li>Acquaintance: <b>1</b> (50%)</li> <li>Family/household member: <b>1</b> (50%)</li> </ul> </li> </ul>

<sup>7</sup> Percentages are based on only those children indirectly exposed to violence receiving services for whom this information was known.

<sup>8</sup> Some children indirectly exposed to violence may identify with more than one race/ethnicity, so the total number reported in race/ethnicity may be higher than the total number of victims/survivors served.

<sup>9</sup> Because children indirectly exposed to violence may be represented in more than one of these categories, or not at all, the total reported for this category may be higher or lower than the total number of children indirectly exposed to violence served.

<sup>10</sup> Children indirectly exposed to violence may have been exposed to more than one offender and/or may have been exposed to more than one type of victimization, so the total for each victimization category may be higher than the total number of children served in each of these categories. Percentages are based on the total number of known relationships in each victimization category.

**Support for non-abusing parents/caregivers:** Consolidated Youth Program grantees provide support and/or referrals to non-abusing parents/caregivers of children who are receiving services.

Number of non-abusing parents/caregivers receiving support or referrals:

- Receiving support: **111**
- Receiving referrals: **48**

Type of support	Non-abusing parents/caregivers receiving support	Non-abusing parents/caregivers receiving referrals
Advocacy	99	11
Counseling services/support group	75	1
Case management	70	15
Transportation	18	3
Parent education classes	17	0
Employment counseling	11	3
Home visitation	11	0
Material assistance	10	3
Child care	9	0
Crisis intervention	9	3
Housing assistance	8	40
Civil legal advocacy/court accompaniment	7	3
Education advocacy	7	1
Language services	2	0
Hospital/clinic/other medical response	1	0

**Shelter services:**

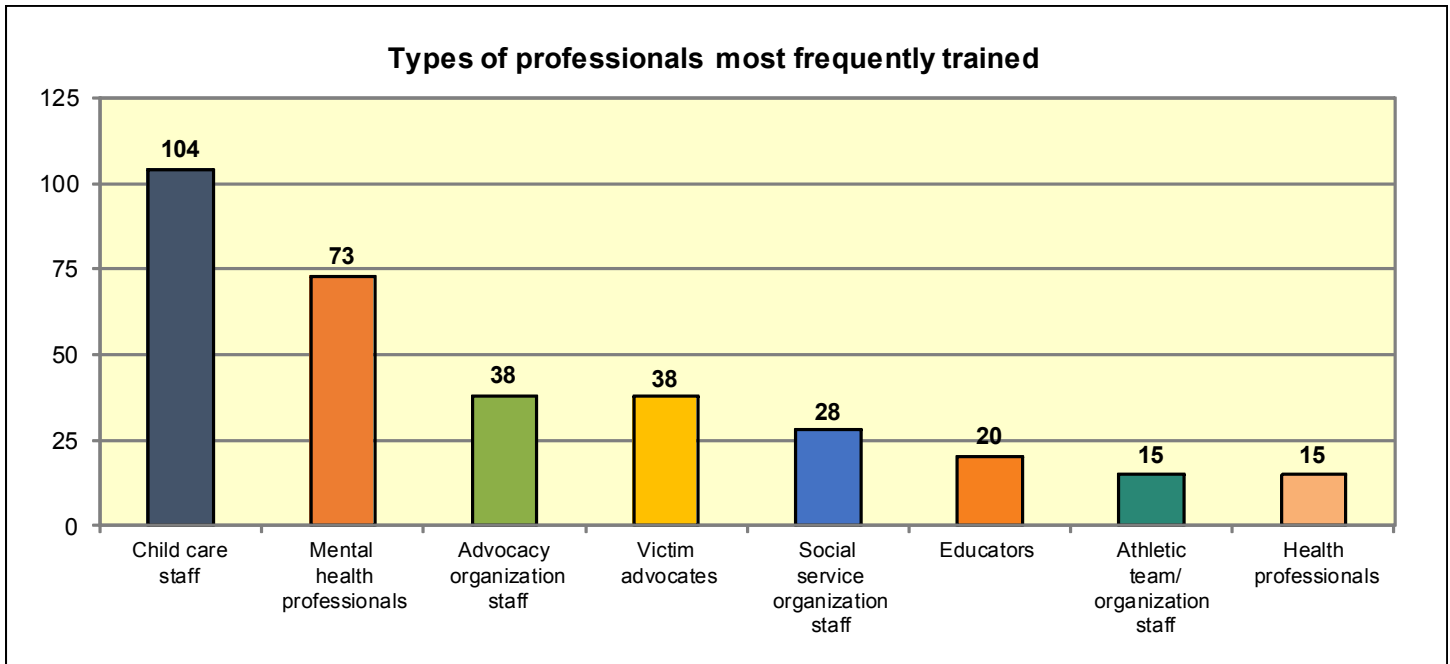
- **56** non-abusing parents/caregivers and **119** accompanying family members received a total of **5,231** emergency shelter bed nights.

**Training:** Consolidated Youth Program grantees train professionals to improve the response to victims/survivors of sexual assault, domestic violence, dating violence, and stalking, as it relates to their role in the system.

Number of grantees using funds for training: **6** (27% of all grantees reporting)

Total number of people trained:<sup>11</sup> **383**

Number of training events: **29**



**Topics on which grantees most frequently provided training**

Training topic	Number of grantees training on this topic	Training topic	Number of grantees training on this topic
Dating violence overview, dynamics, and services	5	Domestic violence/dating violence prevention	2
Sexual assault overview, dynamics, and services	5	Healthy relationships/domestic violence/dating violence prevention (community)	2
Domestic violence overview, dynamics, and services	3	Healthy relationships/domestic violence/dating violence prevention (high school)	2
Stalking overview, dynamics, and services	3	How to identify children exposed to violence	2
Men/boys as allies to women/girls	3	Issues specific to children who are lesbian, gay, bisexual, transgender, or intersex	2
Appropriate referrals for children exposed to violence and their families	2	Issues specific to victims/survivors who are Black or African American	2
Bystander/upstander intervention	2	Mandatory reporting requirements	2

<sup>11</sup> Includes grant-funded staff/MOU partners (2), non-grant-funded staff/MOU partners (17), and all other professionals trained (363).

**Staff:** Consolidated Youth Program staff provide victim services, and engage in prevention activities to increase safety for children and youth experiencing domestic violence, dating violence, sexual assault, and stalking.

Number of grantees using funds for staff: **21** (95% of all grantees reporting)

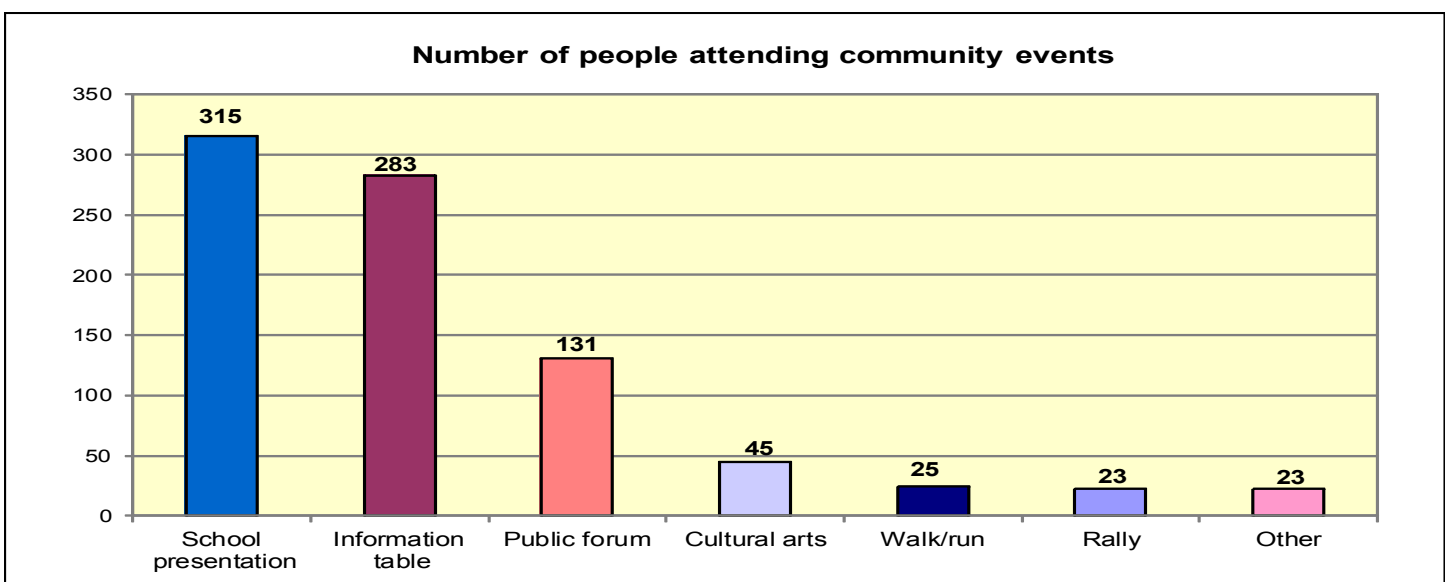
<b>Total number of full time equivalent staff funded<sup>12</sup></b>	<b>31</b>
Program coordinator (23%)	7
Administrator (19%)	6
Child advocate (10%)	3
Educator/trainer (10%)	3
Case manager (6%)	2
Community organizer (6%)	2
Mental health professional (6%)	2
Outreach worker (6%)	2
Victim advocate (6%)	2
Counselor (3%)	1
Support staff (3%)	1

**Community organizing/mobilization and prevention:** Consolidated Youth Program grantees assist in community organizing and mobilization to encourage men and boys to work as allies with women and girls to prevent domestic violence, dating violence, sexual assault, and stalking.

Number of grantees using funds for community organizing/mobilization and prevention: **6** (55% of all grantees reporting)

Number of community organizing events provided: **22**

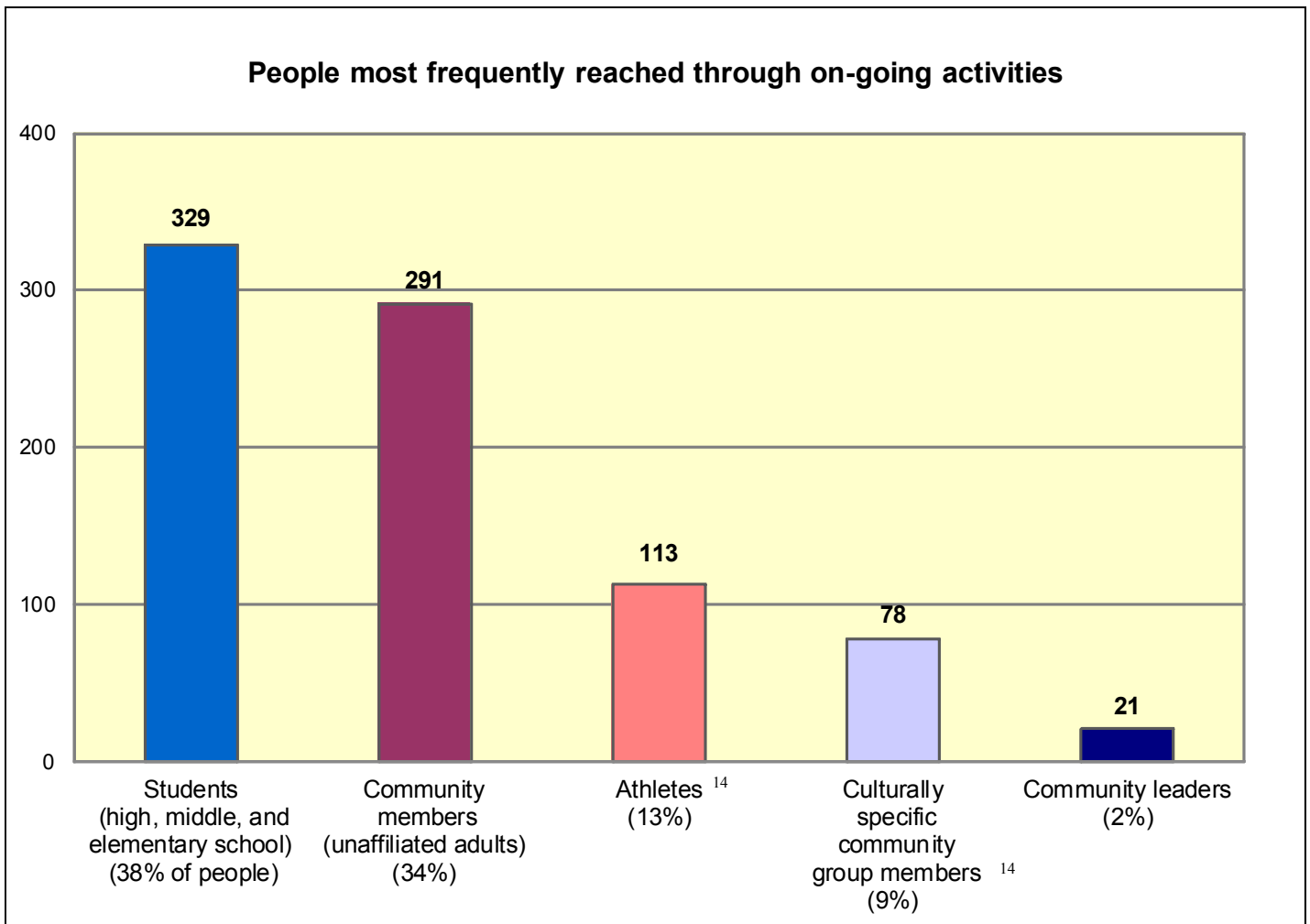
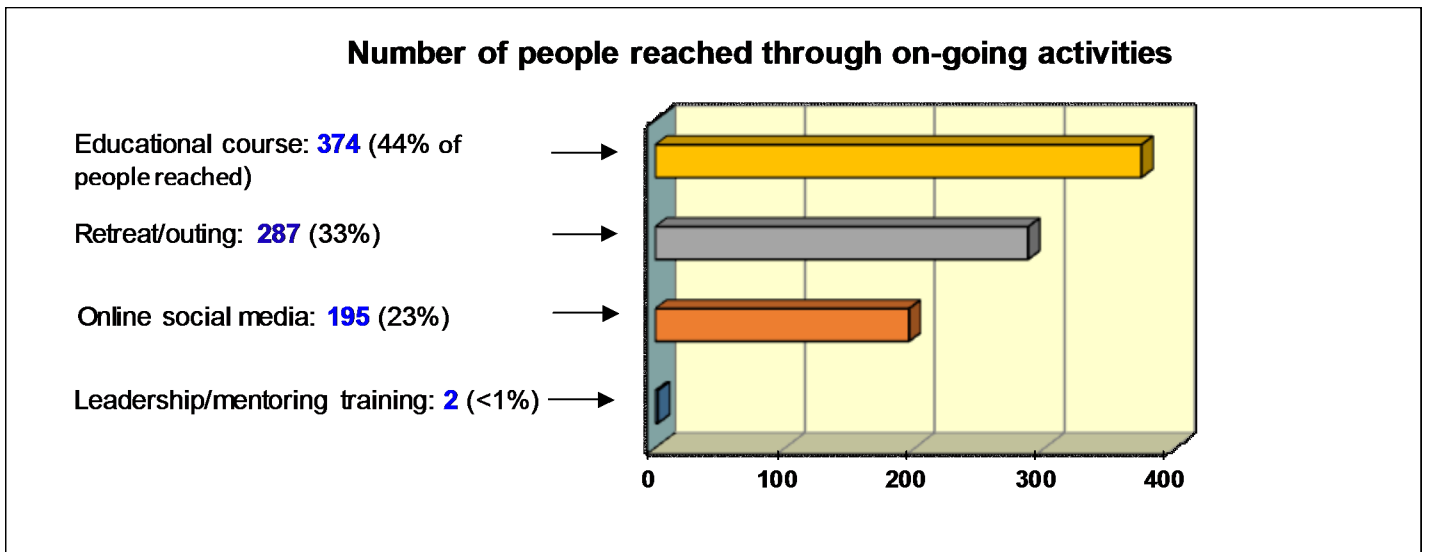
Number of people who attended events: **845**



<sup>12</sup> Categories are rounded to the nearest whole number and only categories with at least one FTE after rounding are included.

Number of ongoing (multi-session) community organizing/mobilization and prevention activities:<sup>13</sup> **13**

Number of people reached through ongoing (multi-session) activities: **858**

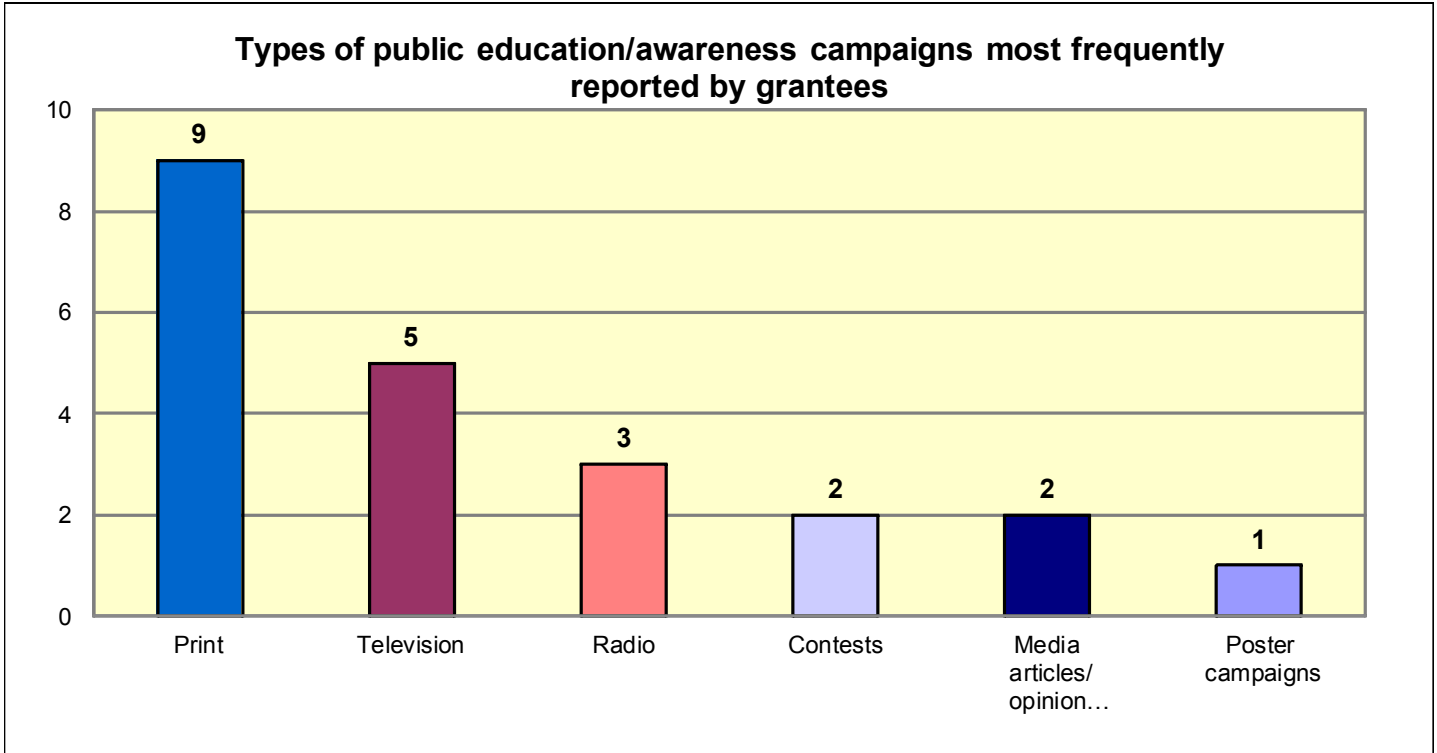


<sup>13</sup> This represents the number of events only and does not reflect the number of sessions/meetings within each event. This number also does not include one-time events.

<sup>14</sup> Represents total of adults and youth.

**Public Education/Awareness Campaigns:** Consolidated Youth Program grantees create and utilize public education campaigns to encourage men and boys to work as allies with women and girls to prevent domestic violence, dating violence, sexual assault, and stalking.

Number of grantees using funds for education/awareness campaigns: **4** (18% of all grantees reporting)  
 Total number of public awareness/education campaigns: **22**



Audience <sup>15</sup>	Number of grantees reporting	Audience <sup>15</sup>	Number of grantees reporting
Coaches	4	Live in rural areas	2
Educators	4	Men/youth who are American Indian or Alaskan Native	2
Fathers/father-figures/caregivers	4	Men/youth who are black or African American	2
High school students	4	Men/youth who are lesbian, gay, bisexual, transgender, or intersex	2
Live in urban communities	3	Middle school students	2
Athletes	2	University/college students	2
Elementary students	2		

<sup>15</sup> Represents a focus on men and/or youth within each audience reported.

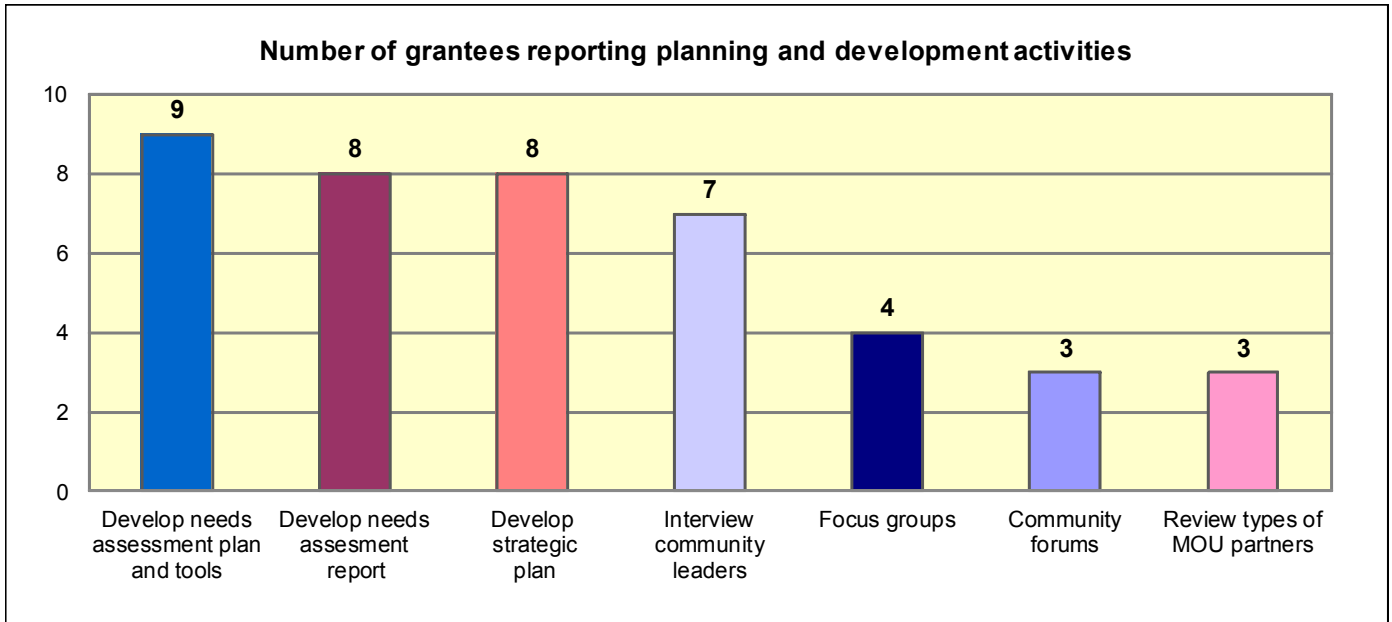


**Planning and Development:** Consolidated Youth Program grantees engage in planning and development activities.

Number of grantees using funds for planning and development: **10** (45% of all grantees reporting)

Number of planning and development meetings: **155**

Number of people attending planning and development meetings: **233**



**Volunteer activities:** Consolidated Youth Program staff recruit, train, and utilize volunteers to assist in engaging men and boys to work as allies with women and girls to prevent domestic violence, dating violence, sexual assault, and stalking.

Total number of grantees using funds for volunteer activities: **3** (14% of all grantees reporting)

Total number of volunteers recruited: **4**

Total number of volunteers trained: **2**

