



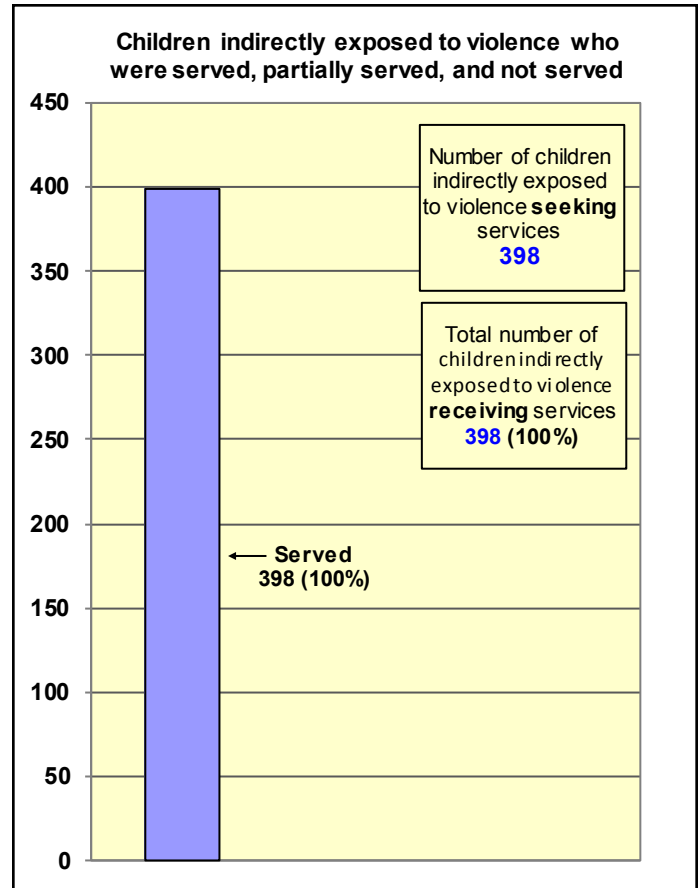
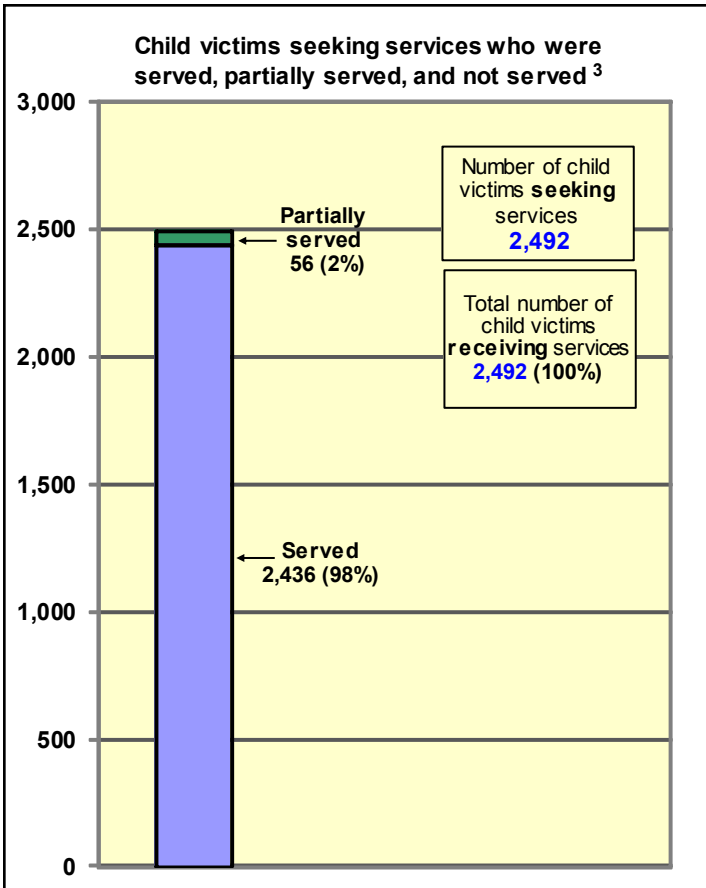
July, 1 2014 – December 31, 2014
Office on Violence Against Women
Consolidated Grant Program to Address
Children and Youth Experiencing Domestic and
Sexual Assault and Engage Men and Boys as
Allies (Consolidated Youth Program)^{1,2}

Consolidated Youth Program funds are used to develop, expand, and strengthen prevention strategies and intervention services that target children, youth and young adults who are victims of and/or exposed to sexual assault, domestic violence, dating violence, or stalking, including support for non-abusing parents and caretakers. They are also used to develop, maintain, or enhance programs that work with men to prevent sexual assault, domestic violence, dating violence, or stalking by helping men serve as role models and social influencers of other men and youth at the individual, school, or community levels.

Number of grantees reporting	32
------------------------------	-----------

Victim Services: Consolidated Youth Program grantees provided services to **2,492** child victims and **398** children indirectly exposed to sexual assault, domestic violence, dating violence, and stalking to help them become and remain safe from violence.

Number of grantees using funds for victim services: **11** (34% of all grantees reporting)



¹ This report contains selected data submitted by Consolidated Youth grantees on the Children and Youth Exposed to Violence Program (19) and Engaging Men and Youth as Allies (13) semi-annual progress reporting forms.
² Throughout this document, the sum of percentages may not equal 100 due to rounding.
³ High child victims served numbers and related data, are attributable to one consolidated youth grantee, the National Teen Dating Violence Helpline, which provided victim services to 2,101 youth across the county.

Victim Services and Demographics: Consolidated Youth Program grantees provide an array of services to child victims and children indirectly exposed to sexual assault, domestic violence, dating violence, and stalking. These services include child advocacy (actions designed to help the child obtain needed resources or services), counseling, crisis intervention, and legal advocacy (assistance navigating the criminal and/or legal system). Children also receive safety planning, referrals, and information as needed.

Child victims served or partially served by type of victimization:

- Dating violence: **2,155** (86% of those receiving services)
- Sexual assault: **207** (8%)
- Domestic violence: **118** (5%)
- Stalking: **12** (<1%)

Number of child victims receiving the following services:

Crisis intervention: **2,208** (89% of those receiving services)
 Child advocacy: **323** (13%)
 Counseling services: **185** (7%)
 Transportation: **48** (2%)
 Criminal justice advocacy/court accompaniment: **28** (1%)
 Civil legal advocacy/court accompaniment: **23** (1%)
 Parent-child counseling or treatment intervention: **21** (1%)
 Education advocacy: **19** (1%)
 Hospital/clinic/other medical response: **17** (1%)
 Language services: **4** (<1%)

Demographic data for child victims:

Gender⁴

- Female: **2,254** (93%)
- Male: **181** (7%)

Race/ethnicity^{4,5}

- White: **1,235** (60%)
- Hispanic or Latino: **387** (19%)
- Black or African American: **324** (16%)
- Asian: **83** (4%)
- American Indian or Alaska Native: **16** (1%)
- Native Hawaiian or Other Pacific Islander: **9** (<1%)

Age⁴

- 0-12: **65** (3%)
- 13-17: **2,233** (90%)
- 18-24: **180** (7%)

Other demographics⁶

- Mental health issues: **102** (4% of those receiving services)
- Homeless/runaways: **97** (4%)
- Lesbian, gay, bisexual, transgender, or intersex: **97** (4%)
- Live in rural areas: **39** (2%)
- Limited English proficiency: **35** (1%)
- Disabilities: **33** (1%)
- Immigrants/refugees/asylum seekers: **28** (1%)
- D/deaf or hard of hearing: **1** (<1%)

Relationship to offender⁷

- Dating violence
 - Dating relationship of the child: **2,161** (99.9%)
 - Family/household member: **3** (<1%)
- Sexual assault
 - Acquaintance: **90** (40%)
 - Family/household member: **72** (32%)
 - Stranger: **19** (9%)
 - Dating relationship of the child: **13** (6%)
 - Spouse or intimate partner of parent/caregiver: **12** (5%)
 - Dating relationship of parent/caregiver: **9** (4%)
 - Spouse or intimate partner of youth: **8** (4%)
- Domestic violence
 - Spouse or intimate partner of parent/caregiver: **86** (70%)
 - Dating relationship of the child: **14** (11%)
 - Spouse or intimate partner of youth: **14** (11%)
 - Family/household member: **9** (7%)
- Stalking
 - Family/household member: **7** (39%)
 - Dating relationship of the child: **5** (28%)
 - Acquaintance: **3** (17%)
 - Stranger: **3** (17%)

⁴ Percentages are based only on those child victims receiving services for whom this information was known.

⁵ Some child victims may identify with more than one race/ethnicity, so the total number reported in race/ethnicity may be higher than the total number of victims/survivors served.

⁶ Because child victims may be represented in more than one of these categories, or not at all, the total reported for this category may be higher or lower than the total number of children served.

⁷ Child victims may have been abused by more than one offender and/or may have experienced more than one type of victimization, so the total for each victimization category may be higher than the total number of children served in each of these categories. Percentages are based on the total number of known relationships in each victimization category.

Children indirectly exposed services and demographics:	
Children indirectly exposed to violence who were served or partially served by type of victimization:	
<ul style="list-style-type: none"> • Domestic violence: 388 (97% of those receiving services) • Sexual assault: 10 (3%) 	
<p>Number of children indirectly exposed to violence receiving the following services:</p> <p>Counseling services: 286 (72% of those receiving services)</p> <p>Child advocacy: 147 (37%)</p> <p>Crisis intervention: 105 (26%)</p> <p>Education advocacy: 56 (14%)</p> <p>Transportation: 18 (5%)</p> <p>Parent-child counseling or treatment intervention: 9 (2%)</p> <p>Criminal justice advocacy/court accompaniment: 8 (2%)</p> <p>Civil legal advocacy/court accompaniment: 2 (1%)</p> <p>Language services: 2 (1%)</p> <p>Demographic data for children indirectly exposed to violence:</p> <p>Gender⁸</p> <ul style="list-style-type: none"> • Male: 206 (52%) • Female: 192 (48%) <p>Race/ethnicity^{8,9}</p> <ul style="list-style-type: none"> • Black or African American: 213 (54%) • White: 176 (44%) • Hispanic or Latino: 34 (9%) • American Indian or Alaska Native: 8 (2%) • Asian: 3 (1%) • Native Hawaiian or Other Pacific Islander: 1 (<1%) 	<p>Age⁸</p> <ul style="list-style-type: none"> • 0-12: 344 (87% of those receiving services) • 13-17: 50 (13%) • 18-24: 2 (1%) <p>Other demographics¹⁰</p> <ul style="list-style-type: none"> • Mental health issues: 30 (8%) • Live in rural areas: 20 (5%) • Homeless/runaways: 16 (4%) • Disabilities: 10 (3%) • Limited English proficiency: 8 (2%) • Immigrants/refugees/asylum seekers: 2 (1%) • Lesbian, gay, bisexual, transgender, or intersex: 1 (<1%) <p>Relationship to offender¹¹</p> <ul style="list-style-type: none"> • Domestic violence <ul style="list-style-type: none"> Spouse or intimate partner of parent/caregiver: 312 (80%) Dating relationship of parent/caregiver: 38(10%) Family/household member: 34 (9%) Acquaintance: 4 (1%) • Sexual assault <ul style="list-style-type: none"> Family/household member: 7 (78%) Acquaintance: 1 (11%) Dating relationship of parent/caregiver: 1 (11%)

⁸ Percentages are based on only those children indirectly exposed to violence receiving services for whom this information was known.

⁹ Some children indirectly exposed to violence may identify with more than one race/ethnicity, so the total number reported in race/ethnicity may be higher than the total number of victims/survivors served.

¹⁰ Because children indirectly exposed to violence may be represented in more than one of these categories, or not at all, the total reported for this category may be higher or lower than the total number of children indirectly exposed to violence served.

¹¹ Children indirectly exposed to violence may have been exposed to more than one offender and/or may have been exposed to more than one type of victimization, so the total for each victimization category may be higher than the total number of children served in each of these categories. Percentages are based on the total number of known relationships in each victimization category.

Support for non-abusing parents/caregivers: Consolidated Youth Program grantees provide support and/or referrals to non-abusing parents/caregivers of children who are receiving services.

Number of non-abusing parents/caregivers receiving support or referrals:

- Receiving support: **642**
- Receiving referrals: **451**

Type of support	Non-abusing parents/ caregivers receiving support	Non-abusing parents/ caregivers receiving referrals
Advocacy	189	76
Case management	132	1
Child care	20	20
Civil legal advocacy/court accompaniment	19	10
Civil legal assistance	2	15
Counseling services/support group	123	33
Criminal justice advocacy/court accompaniment	11	15
Crisis intervention	364	344
Education advocacy	23	3
Employment counseling	29	8
Home visitation	9	1
Hospital/clinic/other medical response	1	0
Housing assistance	2	15
Language services	7	4
Material assistance	41	36
Parent education or classes	73	2
Transportation	17	26

Shelter services:

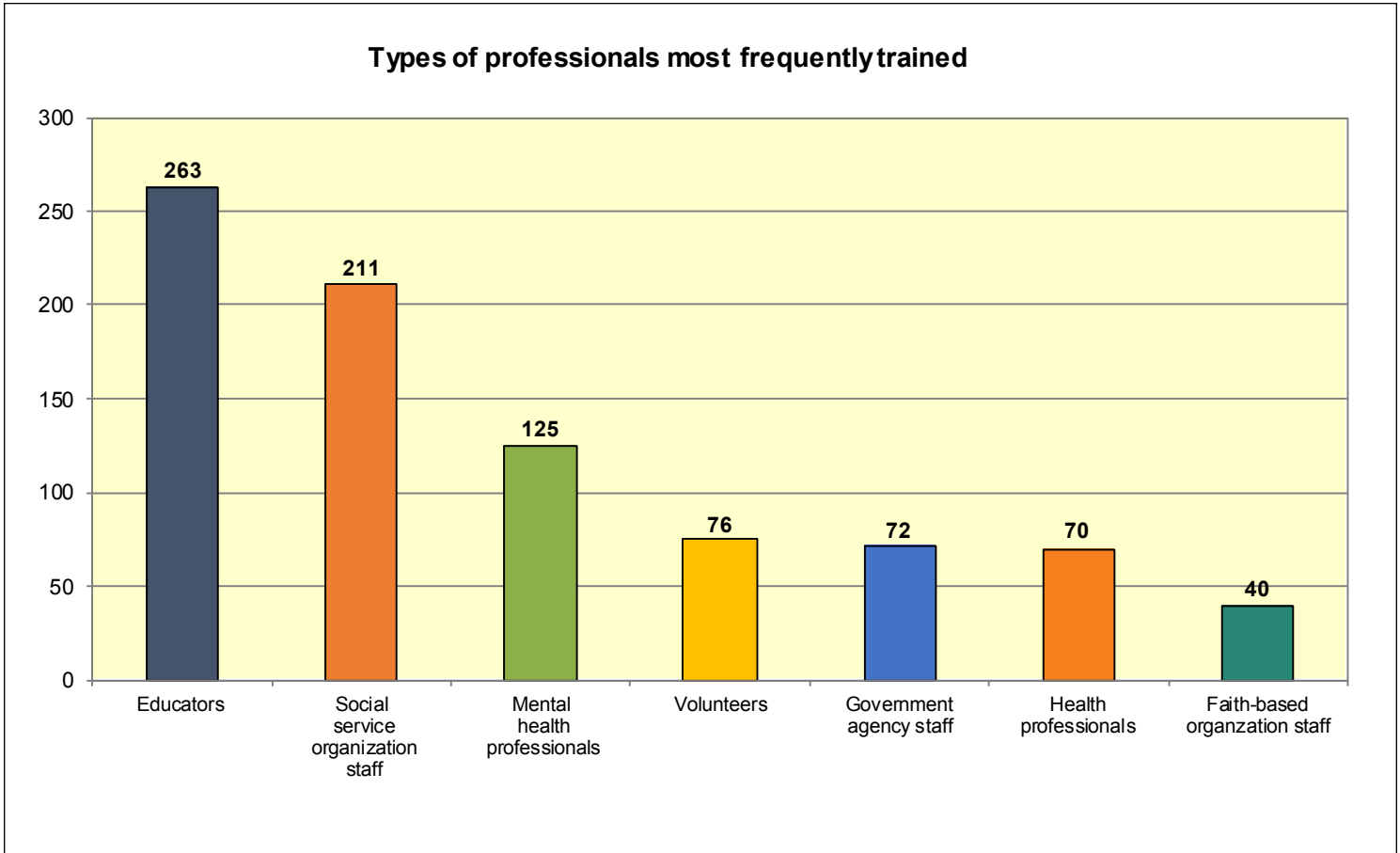
- **60** non-abusing parents/caregivers and **99** accompanying family members received a total of **5,396** emergency shelter bed nights.

Training: Consolidated Youth Program grantees train professionals to improve the response to victims/survivors of sexual assault, domestic violence, dating violence, and stalking, as it relates to their role in the system.

Number of grantees using funds for training: **12** (38% of all grantees reporting)

Total number of people trained:¹² **1,132**

Number of training events: **78**



¹² This includes 49 grant-funded MOU partners and 67 non-grant funded MOU partners.

Staff: Consolidated Youth Program staff provide victim services and engage in prevention activities to increase safety for children and youth experiencing domestic violence, dating violence, sexual assault, and stalking.

Number of grantees using funds for staff: **30** (94% of all grantees reporting)

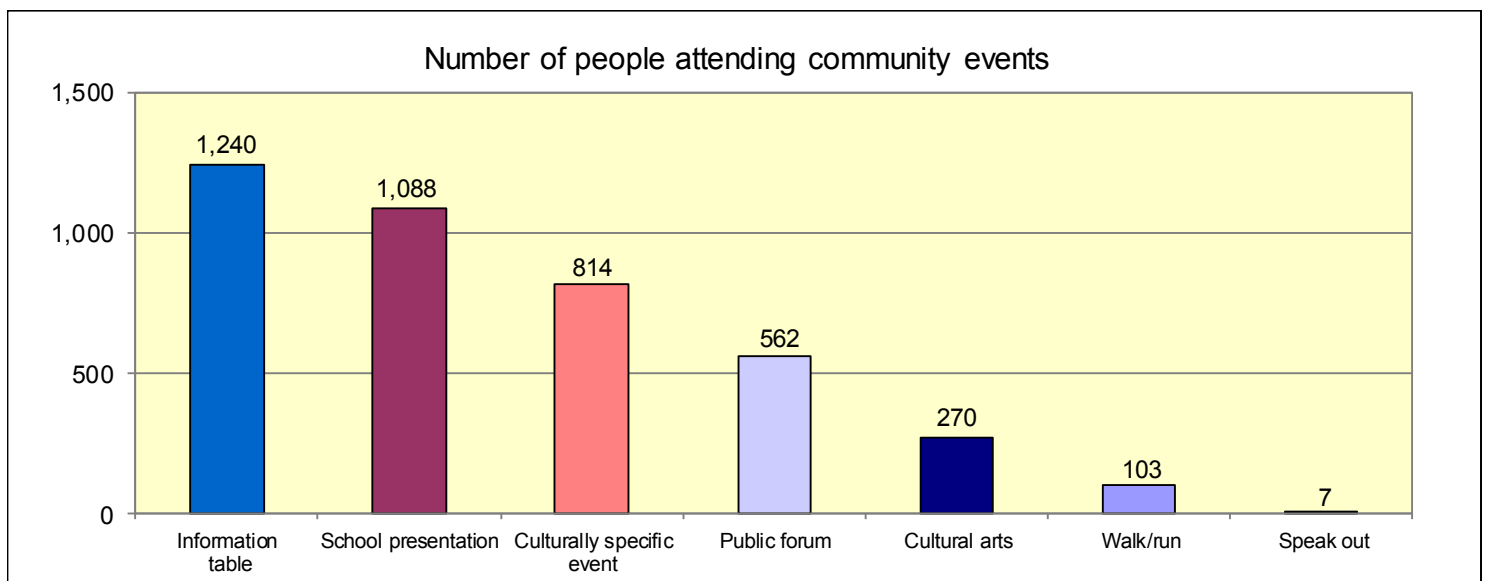
Total number of full time equivalent staff funded¹³	65
Program coordinator (22% of all staff funded)	14
Administrator (17%)	11
Educator/trainer (12%)	8
Mental health professional (12%)	8
Victim advocate (9%)	6
Child advocate (8%)	5
Case manager (6%)	4
Community organizer (3%)	2
Counselor (3%)	2
Outreach worker (3%)	2
Support staff (3%)	2

Community organizing/mobilization and prevention: Consolidated Youth Program grantees assist in community organizing and mobilization to encourage men and boys to work as allies with women and girls to prevent domestic violence, dating violence, sexual assault, and stalking.

Number of grantees using funds for community organizing/mobilization and prevention: **7** (22% of all grantees reporting)

Number of community organizing events provided: **133**

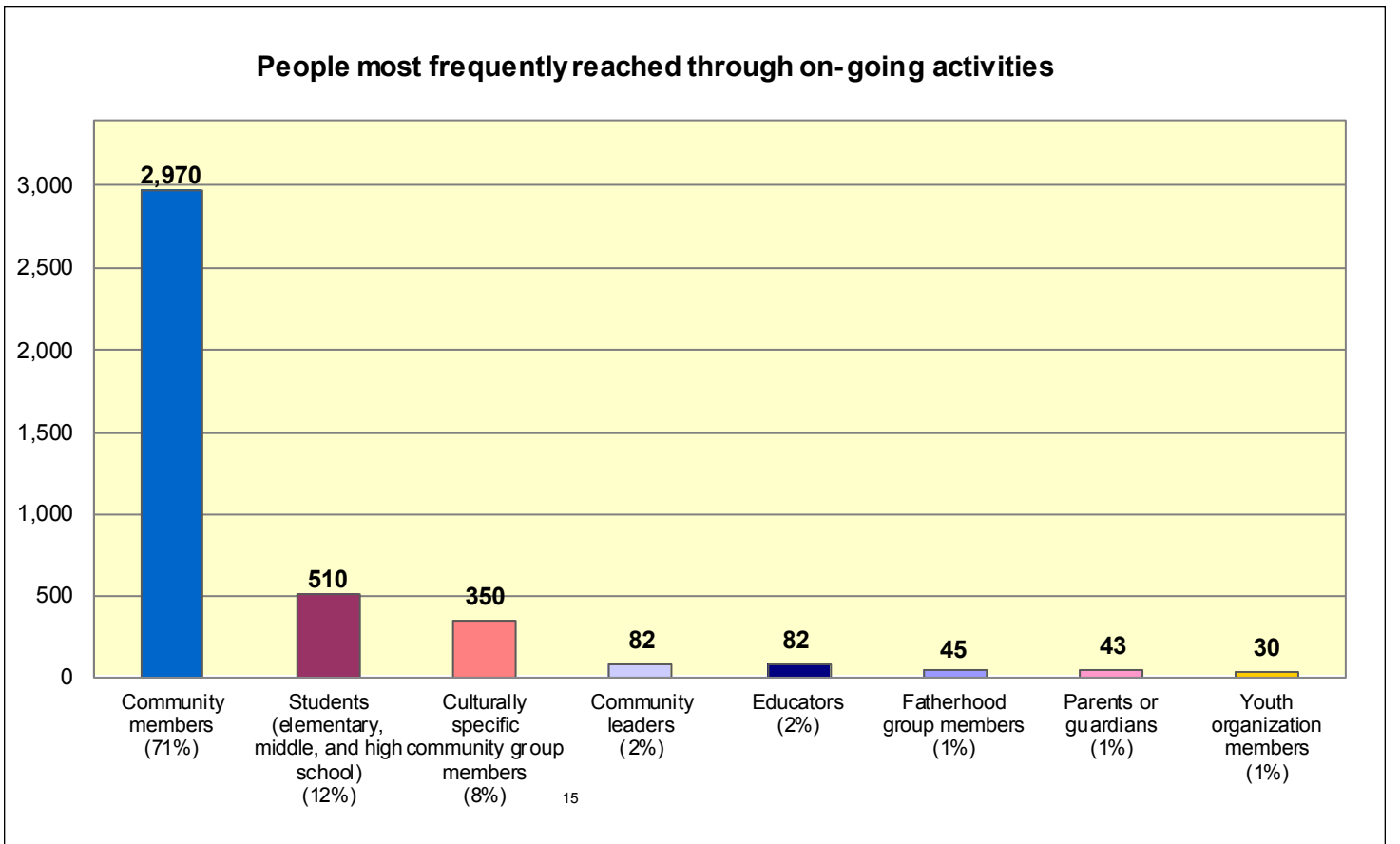
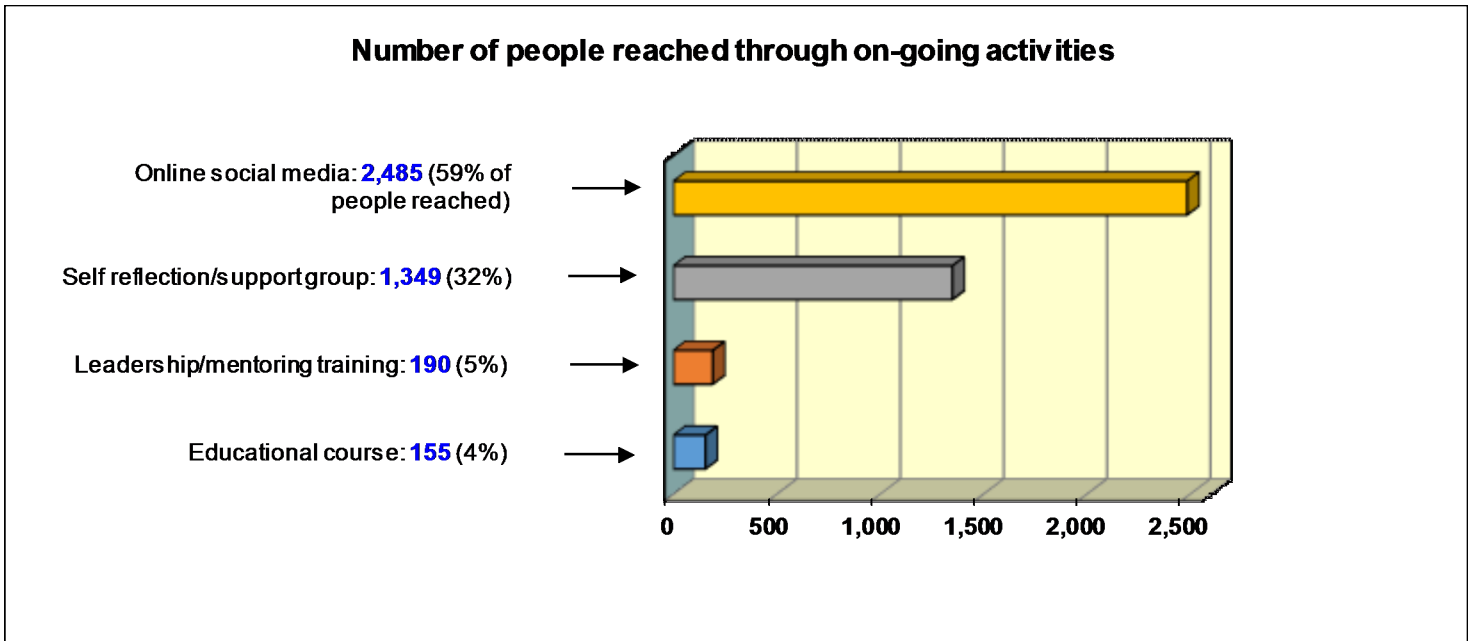
Number of people who attended events: **4,091**



¹³ Categories are rounded to the nearest whole number and only categories with at least one FTE after rounding are included.

Number of ongoing (multi-session) community organizing/mobilization and prevention activities:¹⁴ **29**

Number of people reached through ongoing (multi-session) activities: **4,179**

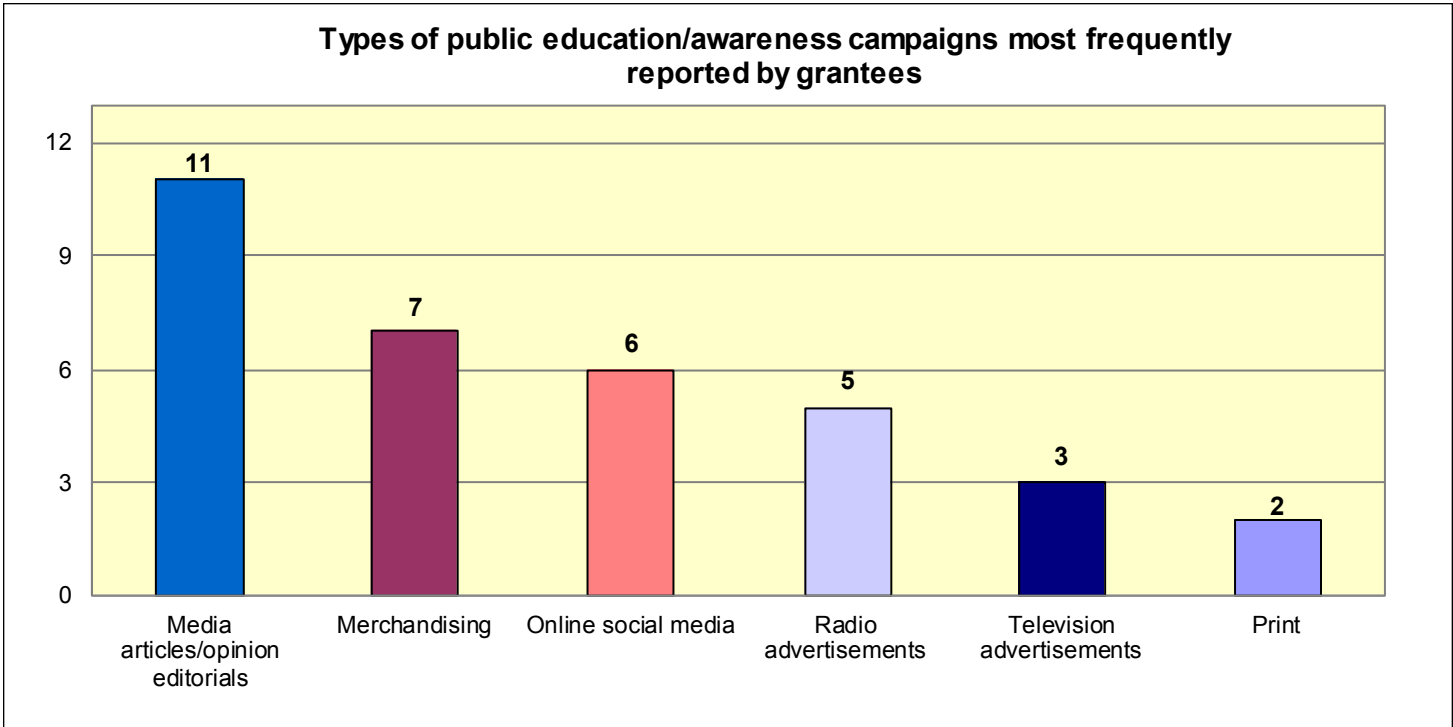


¹⁴ This represents the number of events only and does not reflect the number of sessions/meetings within each event. This number also does not include one-time events.

¹⁵ Represents total of adults and youth.

Public Education/Awareness Campaigns: Consolidated Youth Program grantees create and utilize public education campaigns to encourage men and boys to work as allies with women and girls to prevent domestic violence, dating violence, sexual assault, and stalking.

Number of grantees using funds for education/awareness campaigns: **5** (16% of all grantees reporting)
 Total number of public awareness/education campaigns: **38**



Intended audiences of public education most frequently reported by grantees			
Audience ¹⁶	Number of grantees reporting	Audience ¹⁶	Number of grantees reporting
Athletes	4	Black or African American	2
High school students	4	Elementary school students	2
Coaches	3	Fathers/father-figures/caregivers	2
Educators	3	Have disabilities	2
Middle school students	3	Live in rural areas	2
American Indian or Alaskan Native	2	University/college students	2

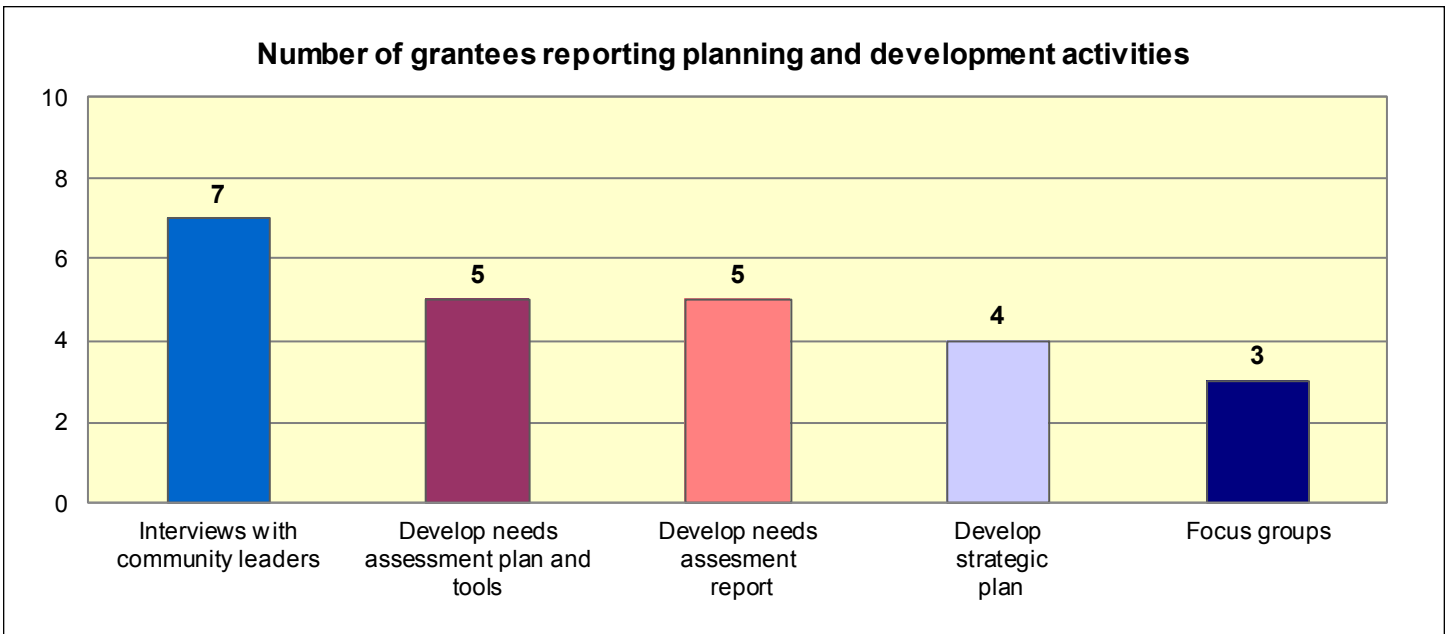
¹⁶ Represents a focus on men and/or youth within each audience reported.

Planning and Development: Consolidated Youth Program grantees engage in planning and development activities.

Number of grantees using funds for planning and development: **10** (31% of all grantees reporting)

Number of planning and development meetings: **200**

Number of people attending planning and development meetings: **337**



Volunteer activities: Consolidated Youth Program staff recruit, train, and utilize volunteers to assist in engaging men and boys to work as allies with women and girls to prevent domestic violence, dating violence, sexual assault, and stalking.

Total number of grantees using funds for volunteer activities: **4** (13% of all grantees reporting)

Total number of volunteers recruited: **13**

Total number of volunteers trained: **28**

