



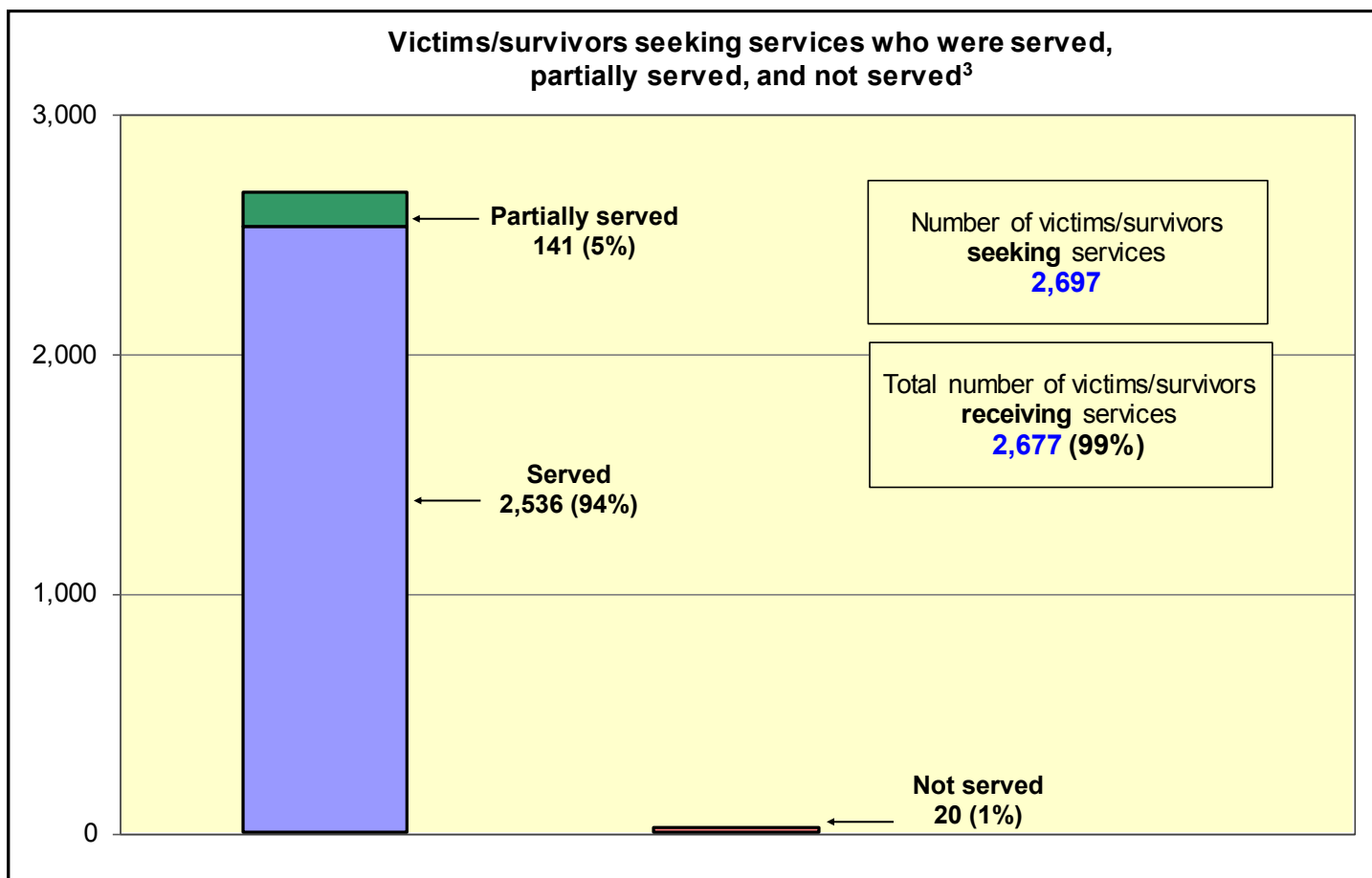
**Grants to Enhance Culturally Specific Services for Victims of Domestic Violence, Dating Violence, Sexual Assault, and Stalking Program (Culturally Specific Services Program)<sup>1,2</sup>**

The purpose of the Culturally Specific Services Program is to increase a community's capacity to provide culturally specific resources and support for victims of sexual assault, domestic violence, dating violence, and stalking. Grantees strengthen criminal justice interventions by providing training for law enforcement, prosecution, courts, probation, and correctional facilities on culturally specific responses to crimes of violence against women, and enhance traditional victim services through the leadership of culturally specific programs.

Number of grantees reporting	46
------------------------------	----

**Victim Services:** Culturally Specific Services Program grantees provided services to **2,677** victims/survivors of sexual assault, domestic violence, dating violence, and stalking to help them become and remain safe from violence.

Number of grantees using funds for victim services: **43** (93% of all grantees reporting)



<sup>1</sup> This report contains selected data submitted by Culturally Specific Services Program grantees on a semi-annual progress report.

<sup>2</sup> Throughout this document, the sum of percentages may not equal 100 due to rounding.

<sup>3</sup> Percentages are based on victims/survivors seeking services.

**Victim services and demographics:** Culturally Specific Services Program grantees provide an array of services to victims/survivors of sexual assault, domestic violence, dating violence, and stalking. These services include victim advocacy (actions designed to help the victim/survivor obtain needed resources or services), crisis intervention, and legal advocacy (assistance navigating the criminal and/or civil legal system). Victims/survivors receive safety planning, referrals, and information as needed.

**Victims/survivors served or partially served by type of victimization:**

- Domestic violence/dating violence: **2,052** (77% of those receiving services)
- Sexual assault: **606** (23%)
- Stalking: **19** (1%)

**Number of victims/survivors receiving the following services:**

Victim/survivor advocacy: **1,357** (51% of those receiving services)  
 Counseling services/support group: **1,313** (49%)  
 Crisis intervention: **1,012** (38%)  
 Language services: **630** (24%)  
 Civil legal advocacy/court accompaniment: **470** (18%)  
 Transportation: **438** (16%)  
 Civil legal assistance: **342** (13%)  
 Material assistance: **239** (9%)  
 Financial counseling: **214** (8%)  
 Employment counseling: **212** (8%)  
 Criminal justice advocacy/court accompaniment: **182** (7%)  
 Job training: **102** (4%)  
 Hospital/clinic/other medical response: **74** (3%)

**Number of victims/survivors receiving assistance with immigration matters: 351**

U visa: **114** (4%)  
 VAWA self-petition: **63** (2%)  
 Work authorization: **49** (2%)  
 Other immigration matters:<sup>4</sup> **45** (2%)  
 Cancellation of removal: **28** (1%)  
 T visa: **6** (<1%)

**Number of hotline calls and requests for information and referral received from victims/survivors:**

Hotline calls: **1,849**  
 Web-based requests: **776**  
 Walk-in requests: **601**

**Number of outreach activities to victims/survivors: 2,638**

**Demographic data:**

**Gender<sup>5</sup>**

- Female: **2,549** (96%)
- Male: **106** (4%)

**Race/ethnicity<sup>5,6</sup>**

- Hispanic or Latino: **903** (39% of those receiving services)
- Asian: **801** (34%)
- Black or African American: **455** (20%)
- White: **133** (6%)
- American Indian or Alaska Native: **36** (2%)
- Native Hawaiian or other Pacific Islander: **1** (<1%)

**Other demographics<sup>7</sup>**

- Immigrants/refugees/asylum seekers: **1,414** (53%)
- Limited English proficiency: **1,391** (52%)
- Rural: **121** (5%)
- Disabilities: **64** (2%)
- D/deaf or hard of hearing: **2** (<1%)

**Relationship to offender<sup>8</sup>**

- Domestic violence/dating violence
  - Current or former spouse or intimate partner: **1,653** (86%)
  - Other family member: **138** (7%)
  - Dating relationship: **128** (7%)
  - Acquaintance: **12** (1%)
- Sexual assault
  - Current or former spouse or intimate partner: **259** (47%)
  - Acquaintance: **93** (17%)
  - Other family member: **87** (16%)
  - Stranger: **61** (11%)
  - Dating relationship: **51** (9%)
- Stalking
  - Other family member: **51** (38%)
  - Dating relationship: **31** (23%)
  - Acquaintance: **21** (16%)
  - Current or former spouse or intimate partner: **17** (13%)
  - Stranger: **13** (10%)

<sup>4</sup> Adjustment of status, applying for citizenship, asylum, green card, naturalization, special immigrant juvenile status, removal of conditions.

<sup>5</sup> Percentages are based on victims/survivors receiving services for whom this information was known.

<sup>6</sup> Some victims/survivors may identify with more than one race/ethnicity, so the total number reported in race/ethnicity may be higher than the total number of victims/survivors served.

<sup>7</sup> Because victims/survivors may be represented in more than one of these categories, or not at all, the total for this category may be higher or lower than the total number of victims/survivors served.

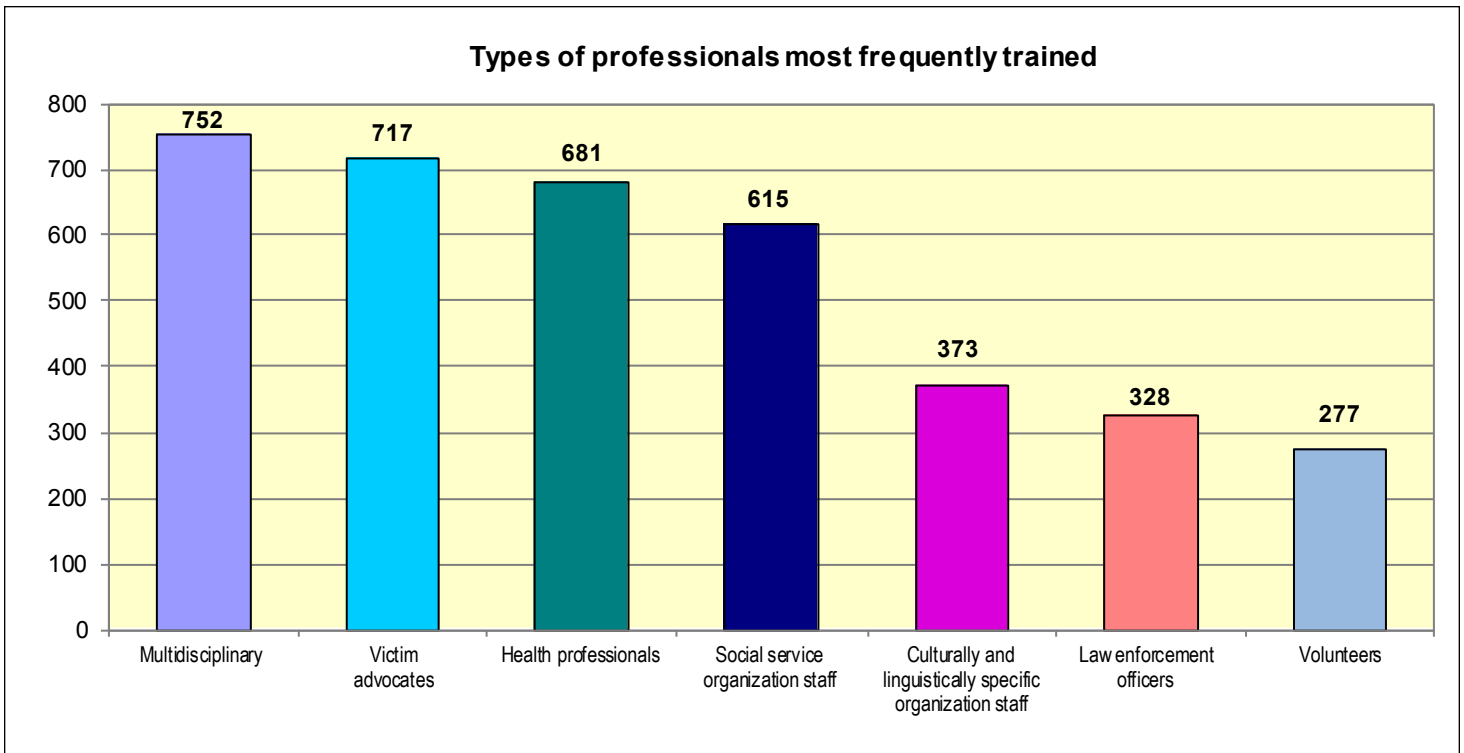
<sup>8</sup> Victims/survivors may have been abused by more than one offender and/or may have experienced more than one type of victimization, so the total for each victimization category (when unknowns are included) may be higher than the total number of victims/survivors served in each of those categories. Percentages presented here are based on the total number of known relationships in each victimization category.

**Training:** Culturally Specific Services Program grantees train professionals on culturally specific responses to crimes of violence against women.

Number of grantees using funds for training: **37** (80% of all grantees reporting)

Total number of people trained: **5,193**

Number of training events: **242**



**Topics on which grantees most frequently provided training**

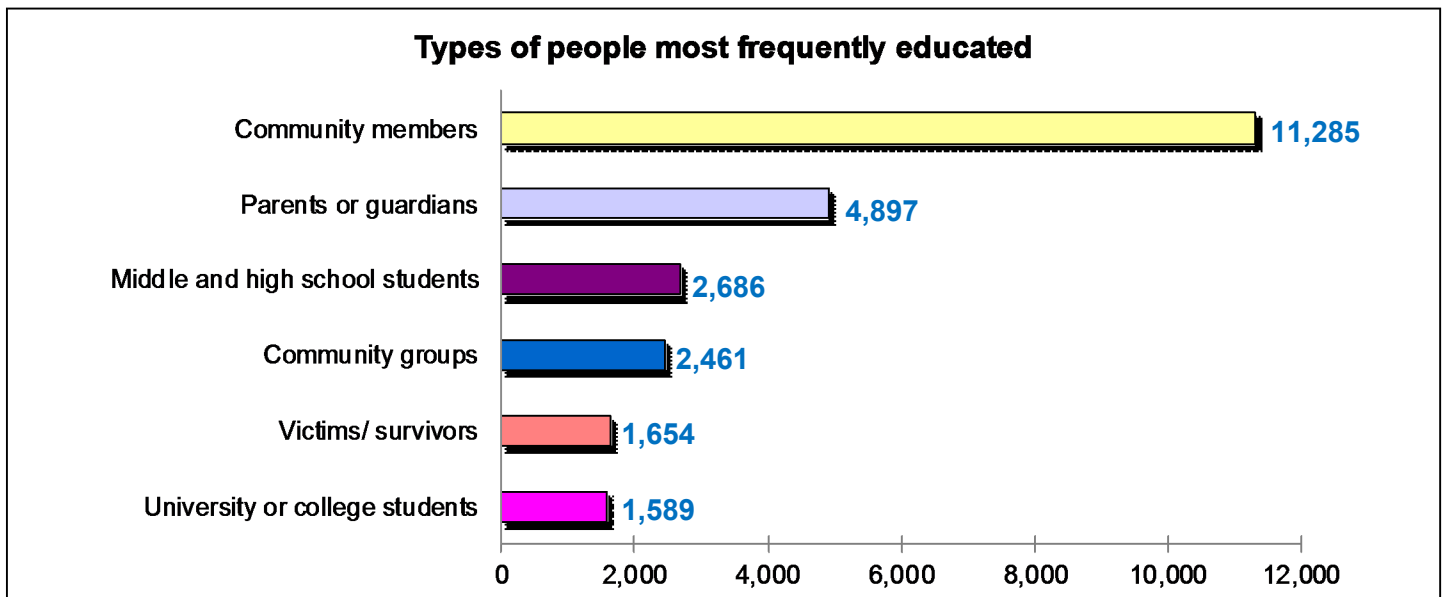
Training topic	Number of grantees training on this topic	Training topic	Number of grantees training on this topic
Domestic violence overview, dynamics, and services	30	Issues specific to victims/survivors who have limited English proficiency	22
Cultural issues (sexual assault, domestic violence, dating violence, and stalking)	28	Community engagement	21
Barriers in accessing support services	25	Safety planning for victims/survivors	21
Issues specific to victims/survivors who are immigrants, refugees, or asylum seekers	24	Advocate response	20

**Community Education:** Culturally Specific Services Program staff provide general information to the community to increase awareness of sexual assault, domestic violence, dating violence, and stalking.

Number of grantees using funds for community education: **39** (85% of all grantees reporting)

Total number of people educated: **26,347**

Number of education events: **873**



**Topics on which grantees most frequently provided education**

Education topic	Number of grantees educating on this topic	Education topic	Number of grantees educating on this topic
Domestic violence overview, dynamics, and services	30	Barriers in accessing support services	24
Cultural issues	28	Culturally and linguistically specific prevention programs	24
Safety planning for victims/survivors	27	Sexual assault overview, dynamics, and services	24
Issues specific to victims/survivors who are immigrants, refugees, or asylum seekers	25	Dating violence overview, dynamics, and services	21
Issues specific to victims/survivors who have limited English proficiency	25	Healthy relationships/domestic violence/dating violence prevention (community)	20

**Staff:** Culturally Specific Services Program staff provide victim services, training, outreach, and community education to increase victim safety and offender accountability.

Number of grantees using funds for staff: **46** (100% of all grantees reporting)

<b>Total number of full time equivalent staff funded<sup>9</sup></b>	<b>76</b>
Program coordinator (21% of all staff funded)	16
Victim advocate (21%)	16
Administrator (13%)	10
Outreach worker (12%)	9
Trainer/educator (12%)	9
Counselor (9%)	7
Support staff (5%)	4
Attorney (3%)	2
Legal advocate (3%)	2
Child care professional (1%)	1
Paralegal (1%)	1
Translator/interpreter (1%)	1

<sup>9</sup> Categories are rounded to the nearest whole number and only categories with at least one FTE after rounding are included.