



Violence Against Women Act
Measuring Effectiveness Initiative
Muskie School of Public Service, University of Southern Maine

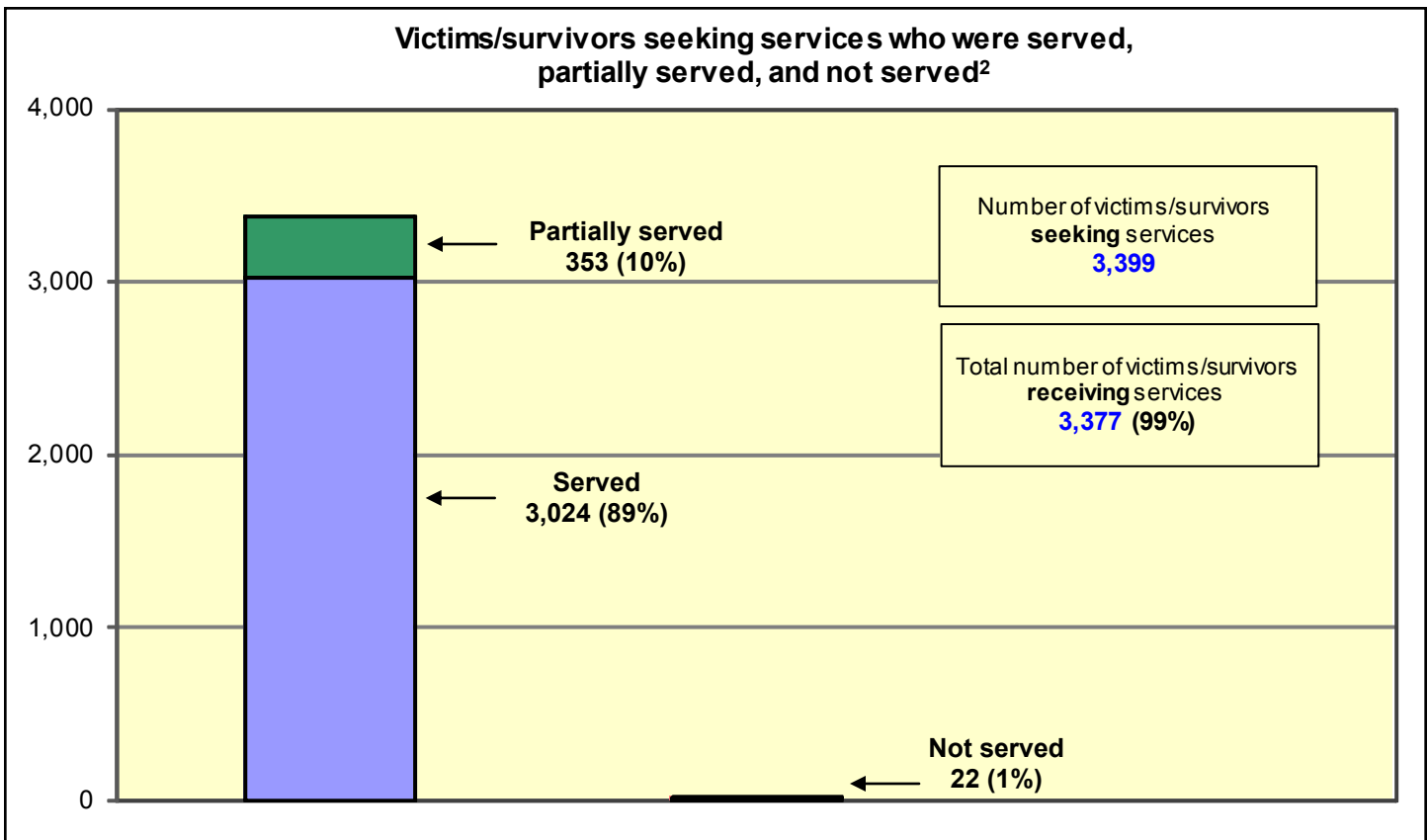
January 1, 2013—June 30, 2013
Office on Violence Against Women
Grants to Enhance Culturally and Linguistically Specific Services for Victims of Domestic Violence, Dating Violence, Sexual Assault, and Stalking Program
(Culturally and Linguistically Specific Services Program)¹

The purpose of the Culturally and Linguistically Specific Services Program is to increase a community's capacity to provide culturally and linguistically specific resources and support for victims of sexual assault, domestic violence, dating violence, and stalking. Grantees strengthen criminal justice interventions by providing training for law enforcement, prosecution, courts, probation, and correctional facilities on culturally and linguistically specific responses to crimes of violence against women, and enhance traditional victim services through the leadership of culturally and linguistically specific programs.

Number of grantees reporting	53
------------------------------	----

Victim Services: Culturally and Linguistically Specific Services Program grantees provided services to more than **3,300** victims/survivors of sexual assault, domestic violence, dating violence, and stalking to help them become and remain safe from violence.

Number of grantees using funds for victim services: **47** (89% of all grantees reporting)



¹ This report contains selected data submitted by Culturally and Linguistically Specific Services Program grantees on a semi-annual progress report.

² Percentages are based on victims/survivors seeking services.

Victim services and demographics: Culturally and Linguistically Specific Services Program grantees provide an array of services to victims/survivors of sexual assault, domestic violence, dating violence, and stalking. These services include victim advocacy (actions designed to help the victim/survivor obtain needed resources or services), crisis intervention, and legal advocacy (assistance navigating the criminal and/or civil legal system). Victims/survivors receive safety planning, referrals, and information as needed.

Victims/survivors served or partially served by type of victimization:

- Domestic violence/dating violence: **2,879** (85% of those receiving services)
- Sexual assault: **471** (14%)
- Stalking: **27** (1%)

Number of victims/survivors receiving the following services:

- Victim/survivor advocacy: **2,008** (59% of those receiving services)
- Counseling services/support group: **1,930** (57%)
- Crisis intervention: **922** (27%)
- Language services: **847** (25%)
- Employment counseling: **613** (18%)
- Financial counseling: **492** (15%)
- Civil legal advocacy/court accompaniment: **475** (14%)
- Civil legal assistance: **413** (12%)
- Job training: **379** (11%)
- Material assistance: **339** (10%)
- Transportation: **296** (9%)
- Criminal justice advocacy/court accompaniment: **192** (6%)
- Hospital/clinic/other medical response: **71** (2%)

Number of victims/survivors receiving assistance with immigration matters:

- U visa: **365** (11%)
- Work authorization: **147** (4%)
- VAWA self-petition: **136** (4%)
- T visa: **13** (<1%)
- Cancellation of removal: **2** (<1%)
- Other immigration matters:³ **142** (4%)

Number of hotline calls and requests for information and referral received from victims/survivors:

- Hotline calls: **4,686**
- Walk-in requests: **765**
- Web-based requests: **571**

Number of outreach activities to victims/survivors: 2,445

Demographic data:

Gender⁴

- Female: **3,212** (96%)
- Male: **132** (4%)

Race/ethnicity^{4,5}

- Hispanic or Latino: **1,569** (47% of those receiving services)
- Asian: **606** (18%)
- Black or African American: **521** (16%)
- American Indian or Alaska Native: **373** (11%)
- White: **225** (7%)
- Native Hawaiian or Other Pacific Islander: **37** (1%)

Other demographics⁶

- Immigrants/refugees/asylum seekers: **1,743** (51% of those receiving services)
- Limited English proficiency: **1,731** (51%)
- Rural: **180** (5%)
- Disabilities: **143** (4%)
- D/deaf or hard of hearing: **78** (2%)

Relationship to offender⁷

- Domestic violence/dating violence
 - Current or former spouse or intimate partner: **2,287** (79%)
 - Dating relationship: **456** (16%)
 - Other family member: **82** (3%)
 - Acquaintance: **70** (2%)
 - Stranger: **11** (<1%)
- Sexual assault
 - Current or former spouse or intimate partner: **252** (44%)
 - Other family member: **130** (23%)
 - Acquaintance: **125** (22%)
 - Stranger: **36** (6%)
 - Dating relationship: **31** (5%)
- Stalking
 - Current or former spouse or intimate partner: **39** (65%)
 - Dating relationship: **11** (18%)
 - Acquaintance: **7** (12%)
 - Other family member: **2** (3%)
 - Stranger: **1** (2%)

³ Adjustment of status, temporary protected status, application for Green Card, asylum, legal permanent residency, Family Visa, citizenship, H4 Visa, 1-751 waiver, F1 Visa, affidavits of support, 1-912 forms, 1-918 forms, Supplement B, travel application, special immigrant juvenile status

⁴ Percentages are based on victims/survivors receiving services for whom this information was known.

⁵ Some victims/survivors may identify with more than one race/ethnicity, so the total number reported in race/ethnicity may be higher than the total number of victims/survivors served.

⁶ Because victims/survivors may be represented in more than one of these categories, or not at all, the total for this category may be higher or lower than the total number of victims/survivors served.

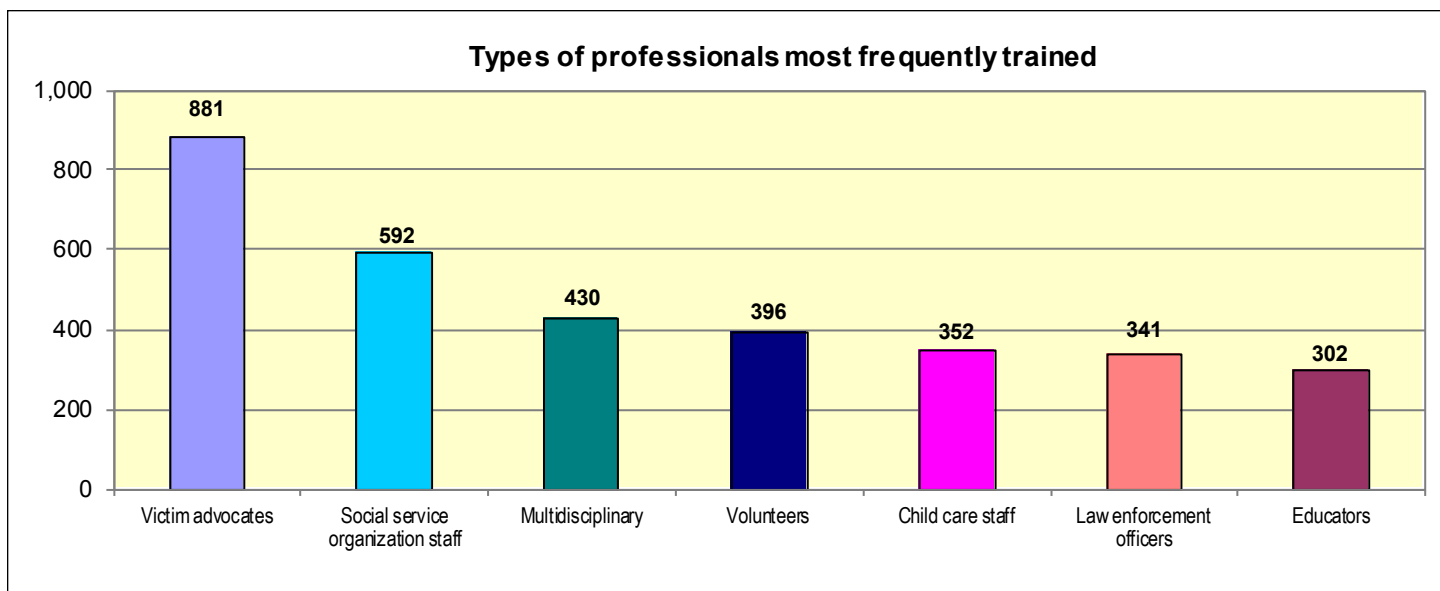
⁷ Victims/survivors may have been abused by more than one offender and/or may have experienced more than one type of victimization, so the total for each victimization category (when unknowns are included) may be higher than the total number of victims/survivors served in each of those categories. Percentages presented here are based on the total number of known relationships in each victimization category.

Training: Culturally and Linguistically Specific Services Program grantees train professionals on culturally and linguistically specific responses to crimes of violence against women.

Number of grantees using funds for training: **38** (72% of all grantees reporting)

Total number of people trained: **5,264**

Number of training events: **229**



Topics on which grantees provided training⁸

Training topic	Number of grantees training on this topic	Training topic	Number of grantees training on this topic
Barriers in accessing support services	36	Barriers in accessing justice system	25
Sexual assault, domestic violence, dating violence, and stalking: Cultural issues	36	Community engagement	24
Domestic violence overview, dynamics, and services	33	Confidentiality	24
Sexual assault, domestic violence, dating violence, and stalking: Working with victims/survivors with limited English proficiency	29	Justice system: Cultural issues	23
Advocate response	28	Immigration issues	21
Safety planning for victims/survivors	26	Sexual assault overview, dynamics, and services	20

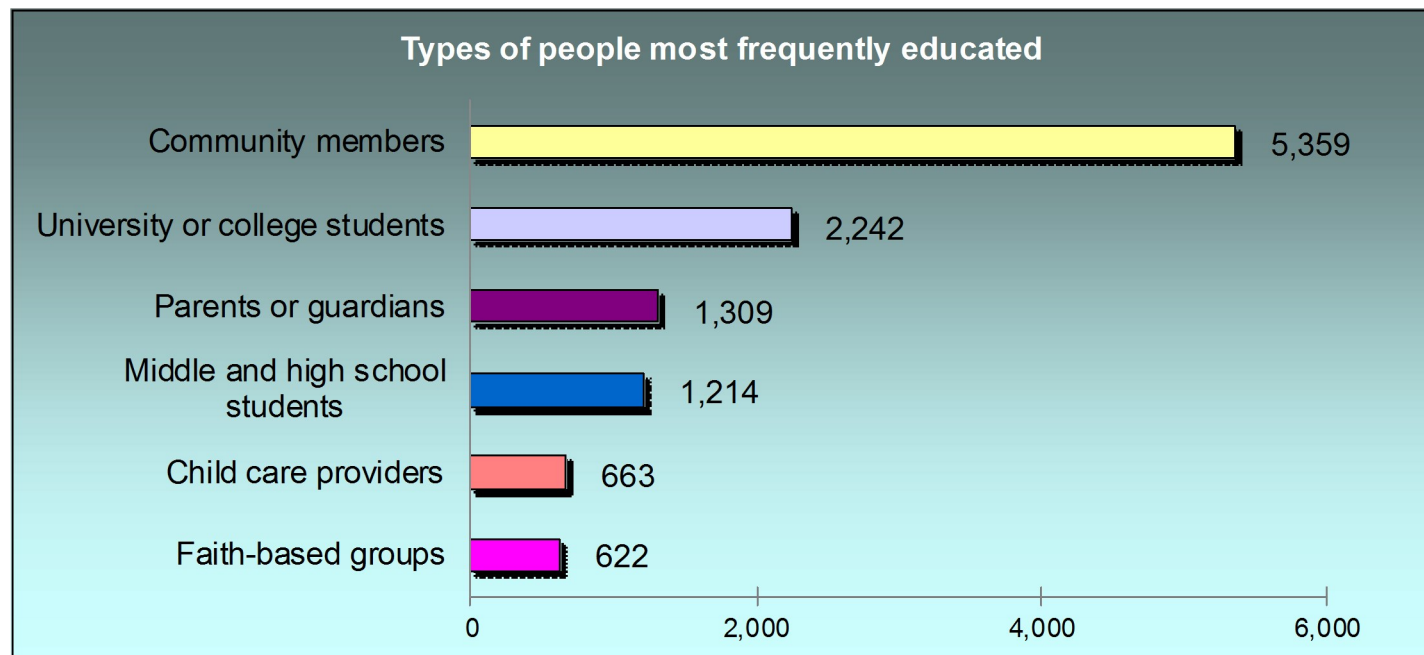
⁸ Not all topics reported by grantees are presented here.

Community Education: Culturally and Linguistically Specific Services Program staff provide general information to the community to increase awareness of sexual assault, domestic violence, dating violence, and stalking.

Number of grantees using funds for community education: **38** (72% of all grantees reporting)

Total number of people educated: **13,271**

Number of education events: **583**



Topics on which grantees provided education⁹

Education topic	Number of grantees educating on this topic	Education topic	Number of grantees educating on this topic
Domestic violence overview, dynamics, and services	35	Dating violence overview, dynamics, and services	23
Cultural issues	27	Healthy relationships/domestic violence/dating violence prevention (community)	23
Barriers in accessing support services	25	Sexual assault overview, dynamics, and services	21
Culturally and linguistically specific prevention programs	24	Immigration issues	20
Safety planning for victims/survivors	24	Cross-cultural competence	16

⁹ Not all topics reported by grantees are presented here.

Staff: Culturally and Linguistically Specific Services Program staff provide victim services, training, outreach, and community education to increase victim safety and offender accountability.

Number of grantees using funds for staff: **52** (98% of all grantees reporting)

Total number of full time equivalent staff funded¹⁰	99
Victim advocate (50% of all staff funded)	26
Program coordinator (35%)	18
Counselor (29%)	15
Administrator (21%)	11
Outreach worker (17%)	9
Trainer/educator (17%)	9
Support staff (10%)	5
Attorney (4%)	2
Legal advocate (2%)	1
Paralegal (2%)	1
Translator/interpreter (2%)	1

¹⁰ Categories are rounded to the nearest whole number and only categories with at least one FTE after rounding are included.