



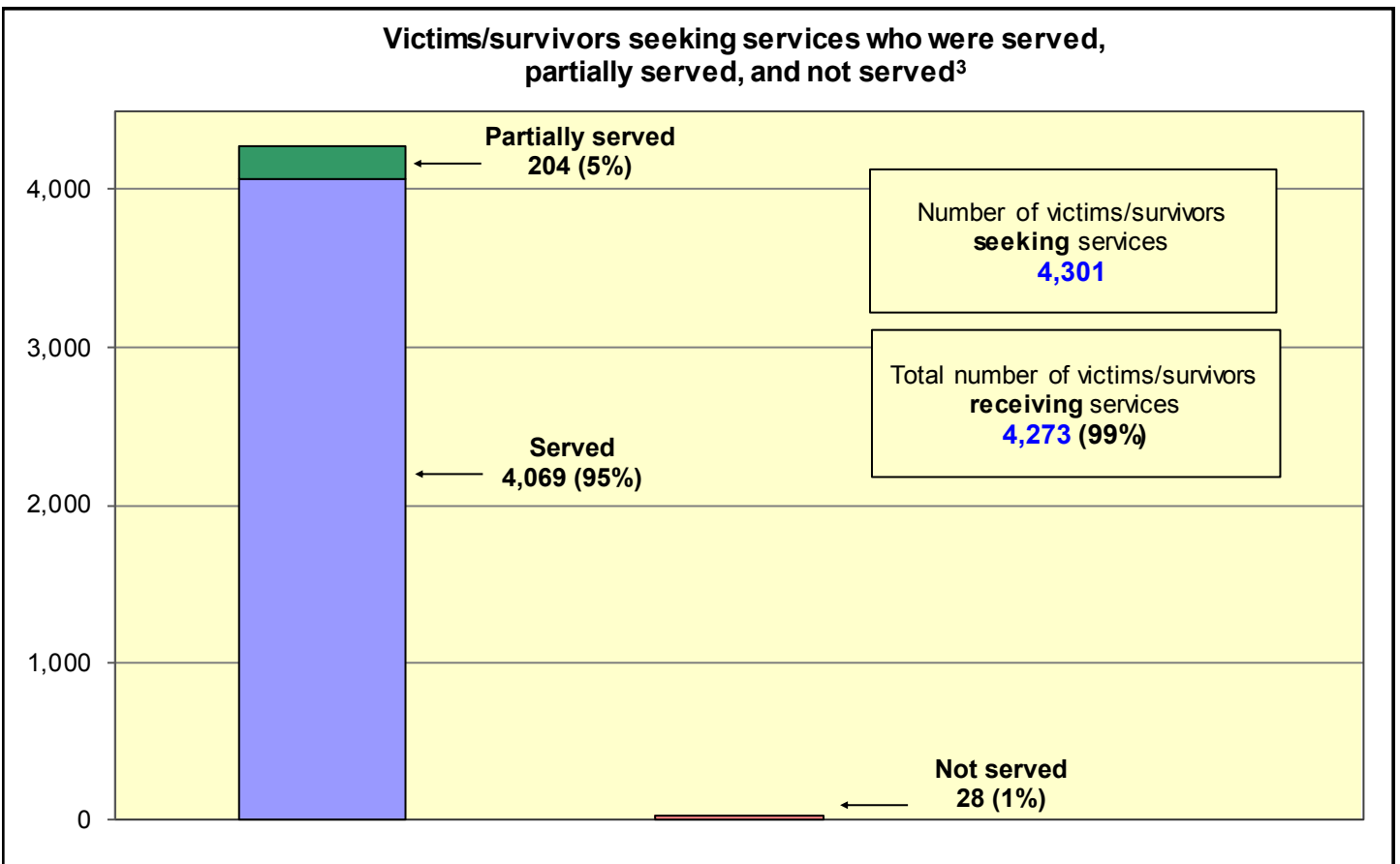
July 1, 2015 — December 31, 2015
Office on Violence Against Women
Grants to Enhance Culturally Specific
Services for Victims of Domestic
Violence, Dating Violence, Sexual
Assault, and Stalking Program
(Culturally Specific Services Program)^{1,2}

The purpose of the Culturally Specific Services Program is to increase a community's capacity to provide culturally specific resources and support for victims of sexual assault, domestic violence, dating violence, and stalking. Grantees strengthen criminal justice interventions by providing training for law enforcement, prosecution, courts, probation, and correctional facilities on culturally specific responses to crimes of violence against women, and enhance traditional victim services through the leadership of culturally specific programs.

Number of grantees reporting	64
------------------------------	----

Victim Services: Culturally Specific Services Program grantees provided services to **4,273** victims/survivors of sexual assault, domestic violence, dating violence, and stalking to help them become and remain safe from violence.

Number of grantees using funds for victim services: **52** (81% of all grantees reporting)



¹ This report contains selected data submitted by Culturally Specific Services Program grantees on a semi-annual progress report.

² Throughout this document, the sum of percentages may not equal 100 due to rounding.

³ Percentages are based on victims/survivors seeking services.

Victim services and demographics: Culturally Specific Services Program grantees provide an array of services to victims/survivors of sexual assault, domestic violence, dating violence, and stalking. These services include victim advocacy (actions designed to help the victim/survivor obtain needed resources or services), crisis intervention, and legal advocacy (assistance navigating the criminal and/or civil legal system). Victims/survivors receive safety planning, referrals, and information as needed.

Victims/survivors served or partially served by type of victimization:

- Domestic violence/dating violence: **3,457** (81% of those receiving services)
- Sexual assault: **777** (18%)
- Stalking: **39** (1%)

Number of victims/survivors receiving the following services:

Victim/survivor advocacy: **2,321** (54% of those receiving services)
 Counseling services/support group: **1,887** (44%)
 Crisis intervention: **1,544** (36%)
 Language services: **619** (14%)
 Civil legal advocacy/court accompaniment: **567** (13%)
 Transportation: **450** (11%)
 Material assistance: **294** (7%)
 Civil legal assistance: **268** (6%)
 Employment counseling: **243** (6%)
 Financial counseling: **230** (5%)
 Criminal justice advocacy/court accompaniment: **216** (5%)
 Job training: **88** (2%)
 Hospital/clinic/other medical response: **85** (2%)

Number of victims/survivors receiving assistance with immigration matters: 500 (12%)

U visa: **159** (4%)
 Other immigration matters:⁴ **94** (2%)
 Cancellation of removal: **59** (1%)
 Work authorization: **58** (1%)
 VAWA self-petition: **51** (1%)
 T visa: **5** (<1%)

Number of hotline calls and requests for information and referral received from victims/survivors:

Hotline calls: **3,959**
 Walk-in requests: **626**
 Web-based requests: **234**

Number of outreach activities to victims/survivors: 1,372

Demographic data:

Gender⁵

- Female: **3,885** (93%)
- Male: **299** (7%)

Race/ethnicity^{5,6}

- Hispanic or Latino: **1,971** (52% of those receiving services)
- Asian: **876** (23%)
- Black or African American: **627** (17%)
- White: **234** (6%)
- American Indian or Alaska Native: **82** (2%)
- Native Hawaiian or Other Pacific Islander: **10** (<1%)

Other demographics⁷

- Limited English proficiency: **2,372** (56%)
- Immigrants/refugees/asylum seekers: **1,564** (37%)
- Disabilities: **200** (5%)
- Rural: **107** (3%)
- D/deaf or hard of hearing: **18** (<1%)

Relationship to offender⁸

- Domestic violence/dating violence
 - Current or former spouse or intimate partner: **2,945** (90%)
 - Dating relationship: **180** (5%)
 - Other family member: **136** (4%)
 - Stranger: **8** (<1%)
 - Acquaintance: **7** (<1%)
- Sexual assault
 - Current or former spouse or intimate partner: **467** (52%)
 - Stranger: **177** (20%)
 - Acquaintance: **129** (14%)
 - Other family member: **68** (8%)
 - Dating relationship: **64** (7%)
- Stalking
 - Current or former spouse or intimate partner: **51** (66%)
 - Dating relationship: **9** (12%)
 - Acquaintance: **7** (9%)
 - Stranger: **7** (9%)
 - Family member: **3** (4%)

⁴ Adjustment of status, applying for citizenship, asylum, green card, naturalization, passport assistance, permanency, removal of conditions, visitor's visa, withholding of removal.

⁵ Percentages are based on victims/survivors receiving services for whom this information was known.

⁶ Some victims/survivors may identify with more than one race/ethnicity, so the total number reported in race/ethnicity may be higher than the total number of victims/survivors served.

⁷ Because victims/survivors may be represented in more than one of these categories, or not at all, the total for this category may be higher or lower than the total number of victims/survivors served.

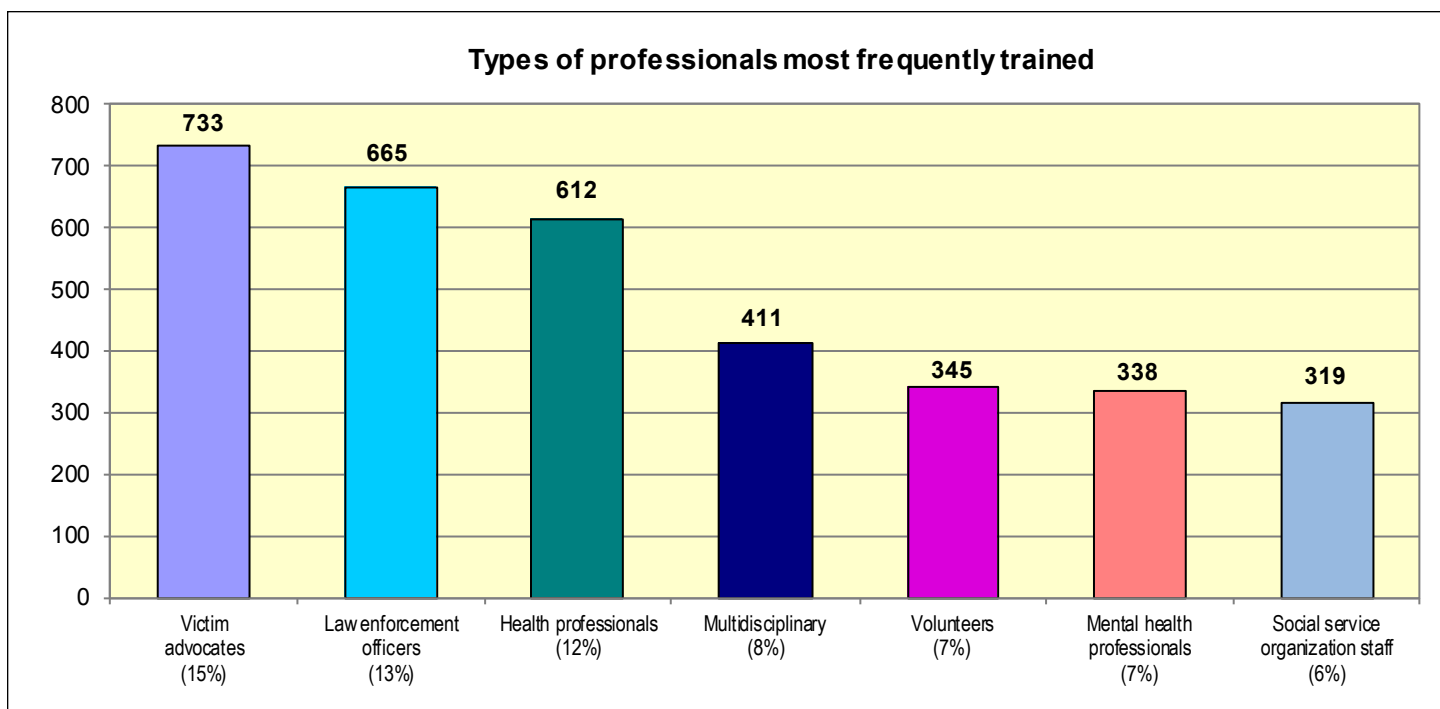
⁸ Victims/survivors may have been abused by more than one offender and/or may have experienced more than one type of victimization, so the total for each victimization category (when unknowns are included) may be higher than the total number of victims/survivors served in each of those categories. Percentages presented here are based on the total number of known relationships in each victimization category.

Training: Culturally Specific Services Program grantees train professionals on culturally specific responses to crimes of violence against women.

Number of grantees using funds for training: **40** (63% of all grantees reporting)

Total number of people trained: **5,041**

Number of training events: **284**



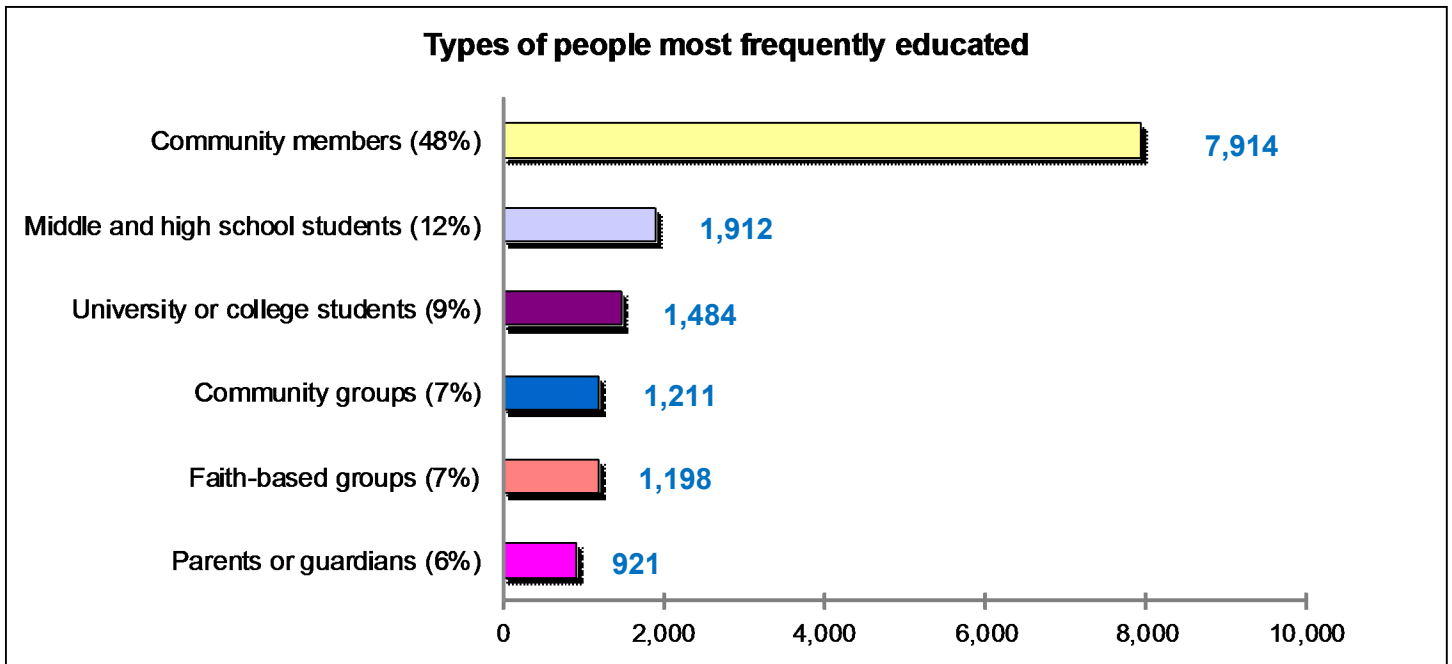
Topics on which grantees most frequently provided training

Training topic	Number of grantees training on this topic	Training topic	Number of grantees training on this topic
Domestic violence overview, dynamics, and services	32	Issues specific to victims/survivors who are immigrants, refugees, or asylum seekers	23
Cultural issues (sexual assault, domestic violence, dating violence, and stalking)	31	Safety planning for victims/survivors	23
Barriers in accessing support services	29	Immigration issues (sexual assault, domestic violence, dating violence, and stalking)	22
Advocate response	27	Sexual assault overview, dynamics, and services	22
Community engagement	27	Issues specific to victims/survivors who have limited English proficiency	21

Community Education: Culturally Specific Services Program staff provide general information to the community to increase awareness of sexual assault, domestic violence, dating violence, and stalking.

Number of grantees using funds for community education: **39** (61% of all grantees reporting)

Total number of people educated: **16,385**



Topics on which grantees most frequently provided education

Education topic	Number of grantees educating on this topic	Education topic	Number of grantees educating on this topic
Domestic violence overview, dynamics, and services	34	Safety planning for victims/survivors	25
Cultural issues	29	Dating violence overview, dynamics, and services	24
Barriers in accessing support services	27	Issues specific to victims/survivors who have limited English proficiency	24
Issues specific to victims/survivors who are immigrants, refugees, or asylum seekers	26	Healthy relationships/ domestic violence/ dating violence prevention (community)	22
Culturally and linguistically specific prevention programs	25	Sexual assault overview, dynamics, and services	21

Staff: Culturally Specific Services Program staff provide victim services, training, outreach, and community education to increase victim safety and offender accountability.

Number of grantees using funds for staff: **59** (92% of all grantees reporting)

Total number of full time equivalent staff funded⁹	90
Victim advocate (21% of all staff funded)	19
Program coordinator (20%)	18
Counselor (12%)	11
Administrator (11%)	10
Outreach worker (11%)	10
Trainer/educator (10%)	9
Support staff (6%)	5
Legal advocate (3%)	3
Attorney (2%)	2
Translator/interpreter (2%)	2
Paralegal (1%)	1

⁹ Categories are rounded to the nearest whole number and only categories with at least one FTE after rounding are included.