

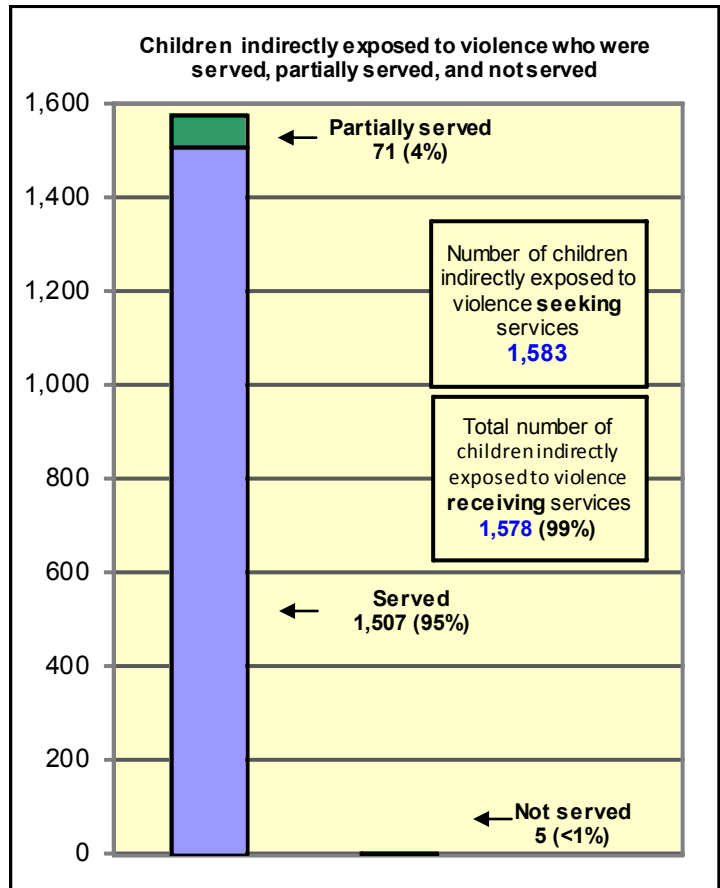
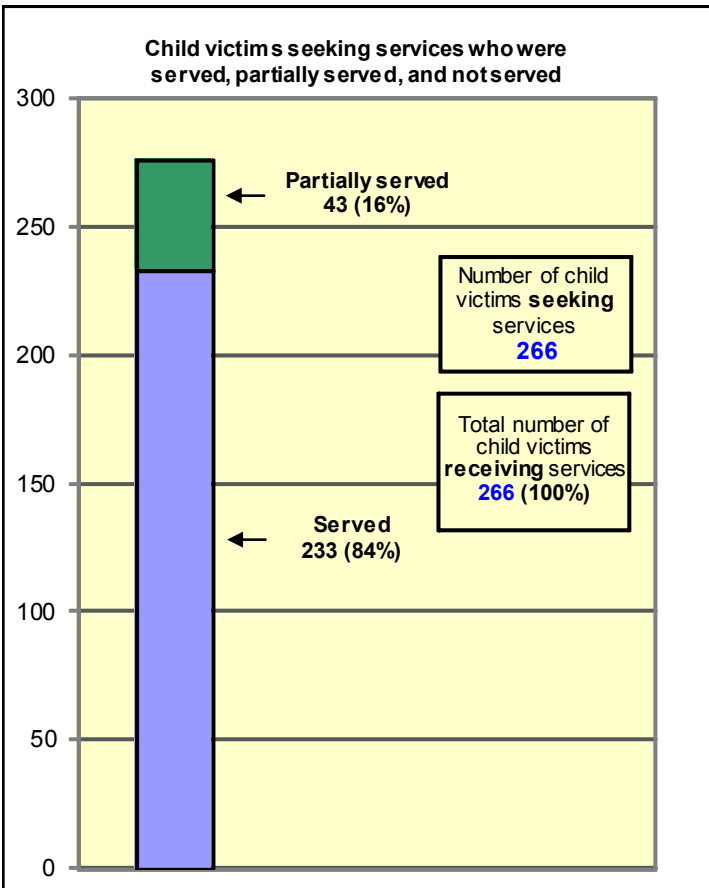


The purpose of the Children and Youth Exposed to Violence Program is to design and implement programs which increase the resources, services, and advocacy available to children, youth and their non-abusing parent or caretaker, when a child has been exposed to incidences of sexual assault, domestic violence, dating violence, or stalking. Grantees provide direct counseling, child advocacy, legal advocacy, and crisis intervention for child victims and children indirectly exposed to violence and support for their non-abusing parent or caregiver, as well as linguistically, culturally, or community relevant services for underserved populations.

Number of grantees reporting	16
------------------------------	-----------

Victim Services: Children and Youth Exposed to Violence Program grantees provided services to **266** child victims and **1,578** children indirectly exposed to sexual assault, domestic violence, dating violence, and stalking to help them become and remain safe from violence.

Number of grantees using funds for victim services: **15** (94% of all grantees reporting)



¹ This report contains selected data submitted by Children and Youth Exposed to Violence Program grantees on a semi-annual progress report.

Victim Services and Demographics: Children and Youth Exposed to Violence Program grantees provide an array of services to child victims and children indirectly exposed to sexual assault, domestic violence, dating violence, and stalking. These services include child advocacy (actions designed to help the child obtain needed resources or services), counseling, crisis intervention, and legal advocacy (assistance navigating the criminal and/or legal system). Children also receive safety planning, referrals, and information as needed.

Child victims served or partially served by type of victimization:

- Sexual assault: **257** (97% of those receiving services)
- Dating violence: **5** (2%)
- Stalking: **4** (1%)

Number of child victims receiving the following services:

Child advocacy: **127** (48% of those receiving services)
 Counseling services: **118** (44%)
 Crisis intervention: **94** (35%)
 Parent-child counseling or treatment intervention: **53** (20%)
 Education advocacy: **51** (19%)
 Hospital/clinic/other medical response: **46** (17%)
 Civil legal advocacy/court accompaniment: **11** (4%)
 Transportation: **9** (3%)
 Criminal justice advocacy/court accompaniment: **5** (2%)
 Language services: **5** (2%)

Demographic data for child victims:

Gender²

- Female: **160** (60%)
- Male: **106** (40%)

Race/ethnicity^{2,3}

- White: **226** (85%)
- Black or African American: **21** (8%)
- Hispanic or Latino: **21** (8%)
- American Indian or Alaska Native: **5** (2%)
- Native Hawaiian or Other Pacific Islander: **4** (2%)
- Asian: **2** (1%)

Other demographics⁴

- Rural: **220** (83% of those receiving services)
- Mental health issues: **22** (8%)
- Disabilities: **20** (8%)
- Homeless/runaways: **11** (4%)
- Immigrants/refugees/asylum seekers: **6** (2%)
- Limited English proficiency: **4** (2%)

Relationship to offender⁵

- Sexual assault
 - Family/household member: **128** (47%)
 - Acquaintance: **78** (29%)
 - Spouse or intimate partner of parent/caregiver: **32** (12%)
 - Dating relationship of parent/caregiver: **18** (7%)
 - Stranger: **14** (5%)
- Dating violence
 - Dating relationship of parent/caregiver: **3** (60%)
 - Dating relationship of the child: **1** (20%)
 - Family/household member: **1** (20%)
- Stalking
 - Acquaintance: **2** (50%)
 - Spouse or intimate partner of parent/caregiver: **2** (50%)

² Percentages are based only on those children receiving services for whom this information was known.

³ Some children may identify with more than one race/ethnicity, so the total number reported in race/ethnicity may be higher than the total number of victims/survivors served.

⁴ Because child victims may be represented in more than one of these categories, or not at all, the total reported for this category may be higher or lower than the total number of children served.

⁵ Child victims may have been abused by more than one offender and/or may have experienced more than one type of victimization, so the total for each victimization category may be higher than the total number of children served in each of these categories. Percentages are based on the total number of known relationships in each victimization category.

Victim Services and Demographics

Children indirectly exposed to violence who were served or partially served by type of victimization:

- Sexual assault: **83** (5% of those receiving services)
- Domestic violence: **1,492** (95%)
- Dating violence: **2** (<1%)
- Stalking: **1** (<1%)

Number of children indirectly exposed to violence receiving the following services:

Counseling services: **870** (55% of those receiving services)

Child advocacy: **858** (54%)

Education advocacy: **465** (29%)

Crisis intervention: **389** (25%)

Parent-child counseling or treatment intervention: **292** (19%)

Transportation: **63** (4%)

Civil legal advocacy/court accompaniment: **24** (2%)

Language services: **17** (1%)

Hospital/clinic/other medical response: **10** (1%)

Criminal justice advocacy/court accompaniment: **6** (<1%)

Demographic data for children indirectly exposed to violence:

Gender⁶

- Female: **795** (50%)
- Male: **781** (50%)

Race/ethnicity^{6,7}

- White: **789** (51%)
- Hispanic or Latino: **429** (28%)
- Black or African American: **336** (22%)
- American Indian or Alaska Native: **31** (2%)
- Asian: **23** (1%)
- Native Hawaiian or Other Pacific Islander: **3** (<1%)

Other demographics⁸

- Rural: **574** (36% of those receiving services)
- Homeless/runaways: **73** (5%)
- Disabilities: **60** (4%)
- Mental health issues: **39** (2%)
- Limited English proficiency: **34** (2%)
- Immigrants/refugees/asylum seekers: **28** (2%)
- Lesbian, gay, bisexual, transgender, or intersex: **5** (<1%)
- D/deaf or hard of hearing: **2** (<1%)

Relationship to offender⁹

- Sexual assault
 - Family/household member: **36** (43%)
 - Spouse or intimate partner of parent/caregiver: **23** (28%)
 - Dating relationship of parent/caregiver: **13** (16%)
 - Stranger: **6** (7%)
 - Acquaintance: **5** (6%)
- Domestic violence
 - Spouse or intimate partner of parent/caregiver: **680** (47%)
 - Family/household member: **607** (42%)
 - Dating relationship of parent/caregiver: **149** (10%)
 - Acquaintance: **21** (1%)
- Dating violence
 - Dating relationship of parent/caregiver: **2** (100%)
- Stalking
 - Acquaintance: **1** (100%)

⁶ Percentages are based only on those children receiving services for whom this information was known.

⁷ Some children may identify with more than one race/ethnicity, so the total number reported in race/ethnicity may be higher than the total number of victims/survivors served.

⁸ Because children indirectly exposed to violence may be represented in more than one of these categories, or not at all, the total reported for this category may be higher or lower than the total number of children served.

⁹ Children indirectly exposed to violence may have been exposed to abuse by more than one offender and/or may have been exposed to more than one type of victimization, so the total for each victimization category may be higher than the total number of children served in each of these categories. Percentages are based on the total number of known relationships in each victimization category.

Support for non-abusing parents/caregivers: Children and Youth Exposed to Violence Program grantees provide support and/or referrals to non-abusing parents/caregivers of children who are receiving services.

Number of non-abusing parents/caregivers receiving support or referrals:

- ♦ Receiving support: **871**
- ♦ Receiving referrals: **552**

Type of support	Non-abusing parents/ caregivers receiving support	Non-abusing parents/ caregivers receiving referrals
Advocacy	526	292
Case management	314	226
Child care	58	50
Civil legal advocacy/court accompaniment	26	20
Civil legal assistance	4	8
Counseling services/support group	139	173
Criminal justice advocacy/court accompaniment	13	1
Crisis intervention	124	33
Education advocacy	229	169
Employment counseling	13	27
Home visitation	275	15
Hospital/clinic/other medical response	2	2
Housing assistance	9	41
Language services	97	6
Material assistance	104	89
Parent education classes	153	93
Respite services	32	86
Transportation	77	47

Shelter services:

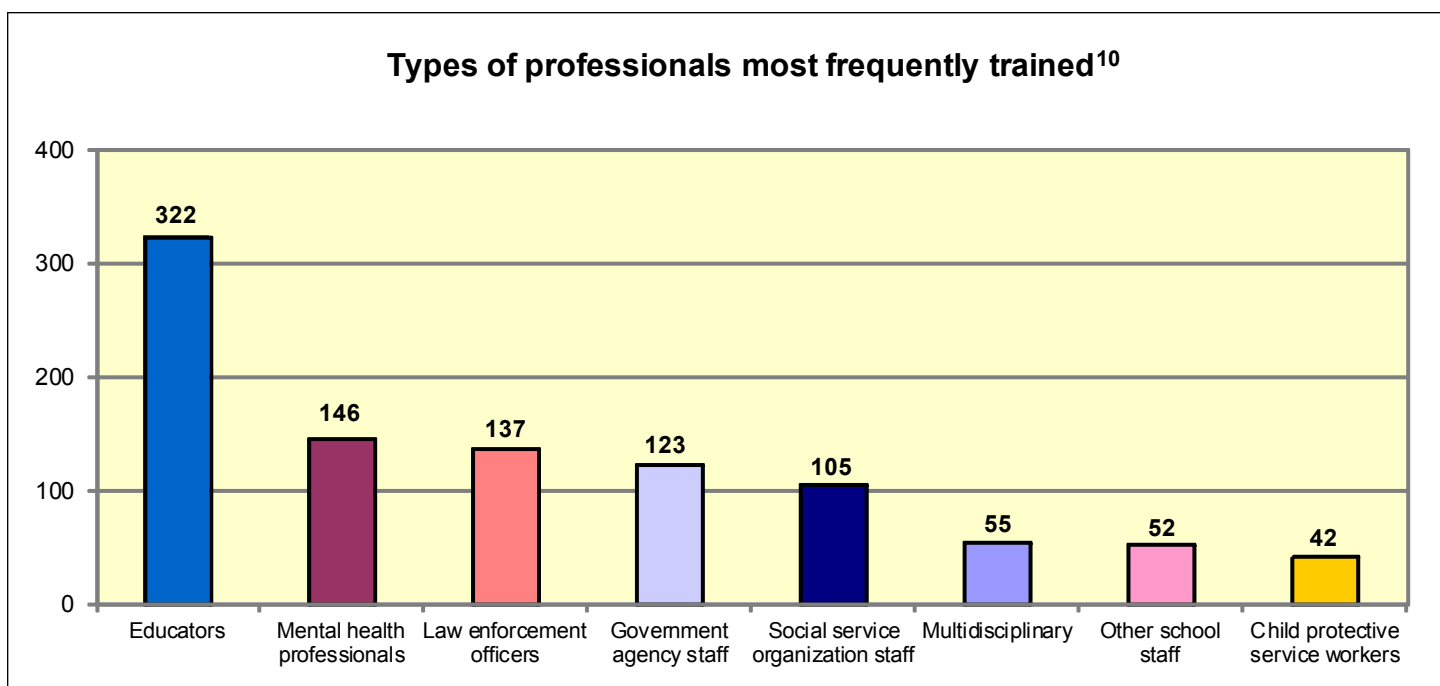
- ♦ **114** non-abusing parents/caregivers and **189** accompanying family members received a total of **7,438** emergency shelter bed nights.

Training: Children and Youth Exposed to Violence Program grantees train professionals to improve their response to child victims and children indirectly exposed to sexual assault, domestic violence, dating violence, and stalking, as it relates to their role in the system.

Number of grantees using funds for training: **14** (88% of all grantees reporting)

Total number of people trained: **1,116**

Number of training events: **90**



Topics on which grantees provided training¹¹

Training topic	Number of grantees training on this topic	Training topic	Number of grantees training on this topic
Appropriate referrals for children exposed to violence and their families	13	Child(ren)'s development	7
How to identify children exposed to violence	13	Confidentiality	7
Child(ren)'s indirect exposure to violence	12	Coordinated community response	7
How to coordinate with programs serving children exposed to violence	11	Mandatory reporting requirements	7
Domestic violence overview, dynamics, and services	10	Parenting issues	7
Advocate response	9	Safety planning for children/youth	7
Community response to children exposed to violence	8	Safety planning for victims/survivors	7

¹⁰ Categories include both school-based and non-school-based professionals trained.

¹¹ Not all topics reported by grantees are presented here.

Staff: Children and Youth Exposed to Violence Program staff provide victim services, outreach, counseling and advocacy to increase child safety.

Number of grantees using funds for staff: **16** (100% of all grantees reporting)

Total number of full time equivalent staff funded¹²	36
Child advocate (25% of all staff funded)	9
Counselor (22%)	8
Mental health professional (22%)	8
Administrator (6%)	2
Case manager (6%)	2
Program coordinator (6%)	2
Trainer/educator (6%)	2
Legal advocate (3%)	1
Support staff (3%)	1
Victim advocate (3%)	1
Other ¹³ (3%)	1

¹² Categories are rounded to the nearest whole number and only categories with at least one FTE after rounding are included.

¹³ Driver