

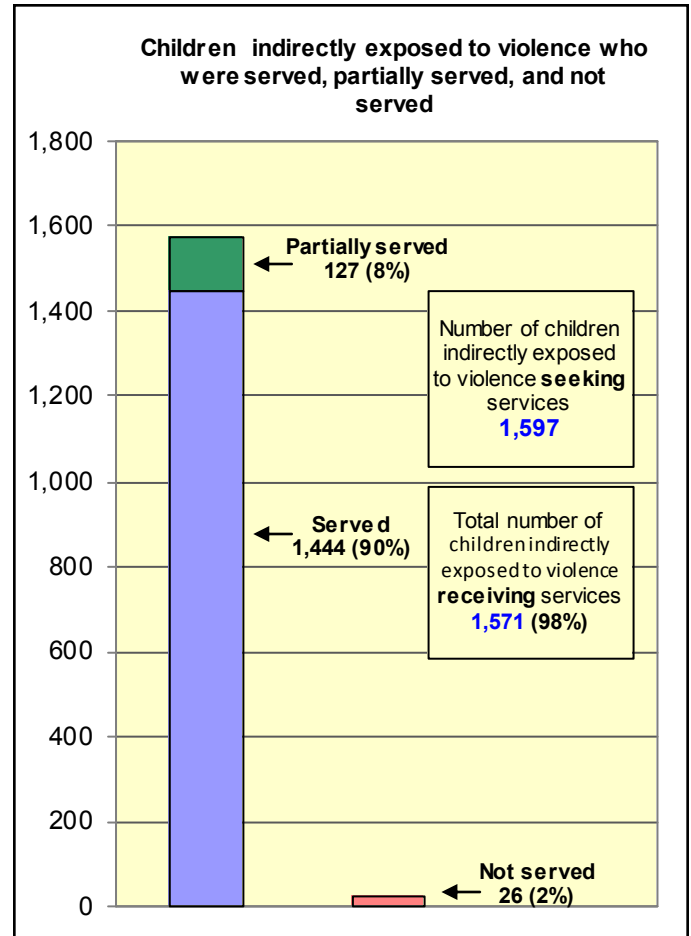
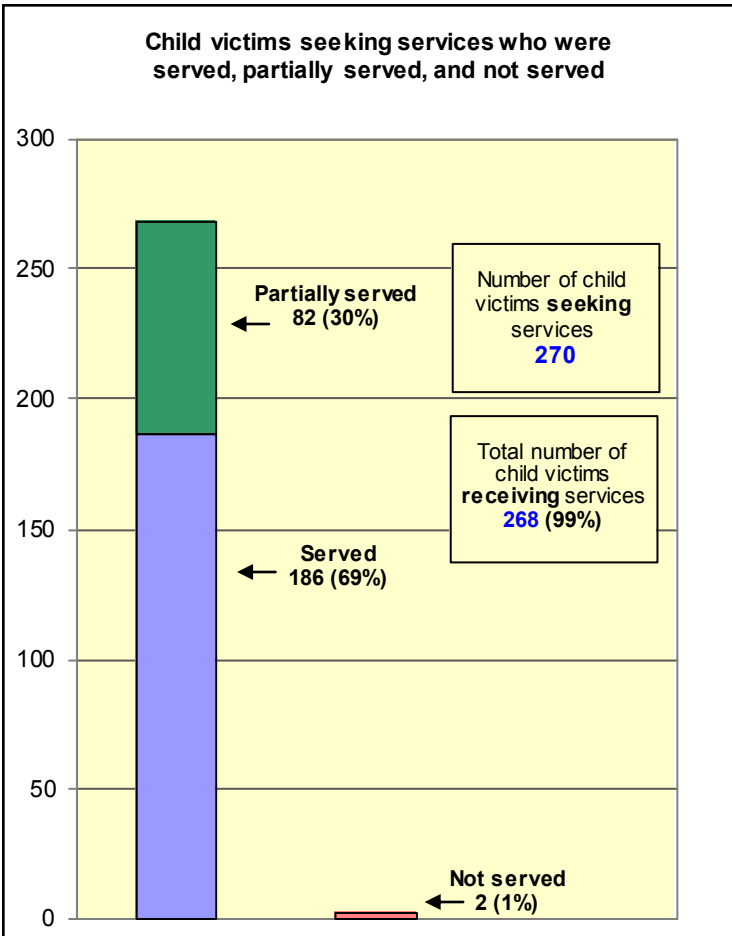


The purpose of the Children and Youth Exposed to Violence Program is to design and implement programs which increase the resources, services, and advocacy available to children, youth and their non-abusing parent or caregiver, when a child has been exposed to incidences of sexual assault, domestic violence, dating violence, or stalking. Grantees provide direct counseling, child advocacy, legal advocacy, and crisis intervention for child victims and children indirectly exposed to violence and support for their non-abusing parent or caregiver, as well as linguistically, culturally, or community relevant services for underserved populations.

Number of grantees reporting	17
------------------------------	----

Victim Services: Children and Youth Exposed to Violence Program grantees provided services to **268** child victims and **1,571** children indirectly exposed to sexual assault, domestic violence, dating violence, and stalking to help them become and remain safe from violence.

Number of grantees using funds for victim services: **16** (94% of all grantees reporting)



¹ This report contains selected data submitted by Children and Youth Exposed to Violence Program grantees on a semi-annual progress report. Throughout this document, the sum of percentages may not equal 100 due to rounding.

Victim Services and Demographics: Children and Youth Exposed to Violence Program grantees provide an array of services to child victims and children indirectly exposed to sexual assault, domestic violence, dating violence, and stalking. These services include child advocacy (actions designed to help the child obtain needed resources or services), counseling, crisis intervention, and legal advocacy (assistance navigating the criminal and/or legal system). Children also receive safety planning, referrals, and information as needed.

Child victims served or partially served by type of victimization:

- Sexual assault: **265** (99% of those receiving services)
- Dating violence: **2** (1%)
- Stalking: **1** (<1%)

Number of child victims receiving the following services:

Child advocacy: **241** (90% of those receiving services)
 Crisis intervention: **112** (42%)
 Counseling services: **88** (33%)
 Education advocacy: **52** (19%)
 Hospital/clinic/other medical response: **26** (10%)
 Parent-child counseling or treatment intervention: **26** (10%)
 Criminal justice advocacy/court accompaniment: **20** (7%)
 Transportation: **5** (2%)
 Language services: **2** (1%)

Demographic data for child victims:

Gender²

- Female: **185** (69%)
- Male: **83** (31%)

Race/ethnicity^{2,3}

- White: **205** (80%)
- Hispanic or Latino: **36** (14%)
- Black or African American: **18** (7%)
- American Indian or Alaska Native: **2** (1%)
- Native Hawaiian or Other Pacific Islander: **1** (<1%)

Other demographics⁴

- Rural: **226** (84% of those receiving services)
- Mental health issues: **47** (18%)
- Disabilities: **14** (5%)
- Homeless/runaways: **4** (1%)
- Immigrants/refugees/asylum seekers: **3** (1%)
- D/deaf or hard of hearing: **2** (1%)
- Limited English proficiency: **2** (1%)

Relationship to offender⁵

- Sexual assault
 - Family/household member: **108** (43%)
 - Spouse or intimate partner of parent/caregiver: **66** (26%)
 - Acquaintance: **54** (21%)
 - Dating relationship of parent/caregiver: **23** (9%)
 - Dating relationship of the child: **1** (<1%)
- Dating violence
 - Dating relationship of parent/caregiver: **1** (50%)
 - Dating relationship of the child: **1** (50%)
- Stalking
 - Dating relationship of parent/caregiver: **1** (100%)

² Percentages are based only on those children receiving services for whom this information was known.

³ Some children may identify with more than one race/ethnicity, so the total number reported in race/ethnicity may be higher than the total number of victims/survivors served.

⁴ Because child victims may be represented in more than one of these categories, or not at all, the total reported for this category may be higher or lower than the total number of children served.

⁵ Child victims may have been abused by more than one offender and/or may have experienced more than one type of victimization, so the total for each victimization category may be higher than the total number of children served in each of these categories. Percentages are based on the total number of known relationships in each victimization category.

Victim Services and Demographics

Children indirectly exposed to violence who were served or partially served by type of victimization:

- Domestic violence: **1,485** (95% of those receiving services)
- Sexual assault: **85** (5%)
- Stalking: **1** (<1%)

Number of children indirectly exposed to violence receiving the following services:

Child advocacy: **1,082** (69% of those receiving services)

Counseling services: **776** (49%)

Education advocacy: **439** (28%)

Crisis intervention: **355** (23%)

Parent-child counseling or treatment intervention: **213** (14%)

Transportation: **26** (2%)

Language services: **21** (1%)

Criminal justice advocacy/court accompaniment: **16** (1%)

Civil legal advocacy/court accompaniment: **15** (1%)

Hospital/clinic/other medical response: **14** (1%)

Demographic data for children indirectly exposed to violence:

Gender⁶

- Female: **763** (49%)
- Male **807** (51%:)

Race/ethnicity^{6,7}

- White: **720** (51%)
- Hispanic or Latino: **393** (28%)
- Black or African American: **309** (22%)
- American Indian or Alaska Native: **39** (3%)
- Native Hawaiian or Other Pacific Islander: **11** (1%)
- Asian: **10** (1%)

Other demographics⁸

- Rural: **708** (45% of those receiving services)
- Mental health issues: **146** (9%)
- Homeless/runaways: **95** (6%)
- Limited English proficiency: **67** (4%)
- Disabilities: **63** (4%)
- Immigrants/refugees/asylum seekers: **33** (2%)
- D/deaf or hard of hearing: **3** (<1%)

Relationship to offender⁹

- Domestic violence
 - Spouse or intimate partner of parent/caregiver: **1,048** (65%)
 - Family/household member: **333** (21%)
 - Dating relationship of parent/caregiver: **216** (13%)
 - Acquaintance: **23** (1%)
- Sexual assault
 - Family/household member: **35** (37%)
 - Spouse or intimate partner of parent/caregiver: **32** (34%)
 - Dating relationship of parent/caregiver: **19** (20%)
 - Acquaintance: **6**(6%)
 - Stranger: **2** (2%)
- Dating violence
 - Dating relationship of parent/caregiver: **5** (83%)
 - Family member or household member: **1** (17%)
- Stalking
 - Current or former spouse or intimate partner of parent/caregiver: **1** (100%)

⁶ Percentages are based only on those children receiving services for whom this information was known.

⁷ Some children may identify with more than one race/ethnicity, so the total number reported in race/ethnicity may be higher than the total number of victims/survivors served.

⁸ Because children indirectly exposed to violence may be represented in more than one of these categories, or not at all, the total reported for this category may be higher or lower than the total number of children served.

⁹ Children indirectly exposed to violence may have been exposed to abuse by more than one offender and/or may have been exposed to more than one type of victimization, so the total for each victimization category may be higher than the total number of children served in each of these categories. Percentages are based on the total number of known relationships in each victimization category.

Support for non-abusing parents/caregivers: Children and Youth Exposed to Violence Program grantees provide support and/or referrals to non-abusing parents/caregivers of children who are receiving services.

Number of non-abusing parents/caregivers receiving support or referrals:

- ♦ Receiving support: **738**
- ♦ Receiving referrals: **565**

Type of support	Non-abusing parents/ caregivers receiving support	Non-abusing parents/ caregivers receiving referrals
Advocacy	480	357
Case management	497	271
Child care	72	58
Civil legal advocacy/court accompaniment	44	36
Civil legal assistance	9	13
Counseling services/support group	196	182
Criminal justice advocacy/court accompaniment	19	8
Crisis intervention	153	18
Education advocacy	85	26
Employment counseling	6	14
Home visitation	162	9
Hospital/clinic/other medical response	5	3
Housing assistance	6	28
Language services	25	6
Material assistance	20	53
Parent education classes	221	86
Respite services	16	22
Transportation	22	9

Shelter services:

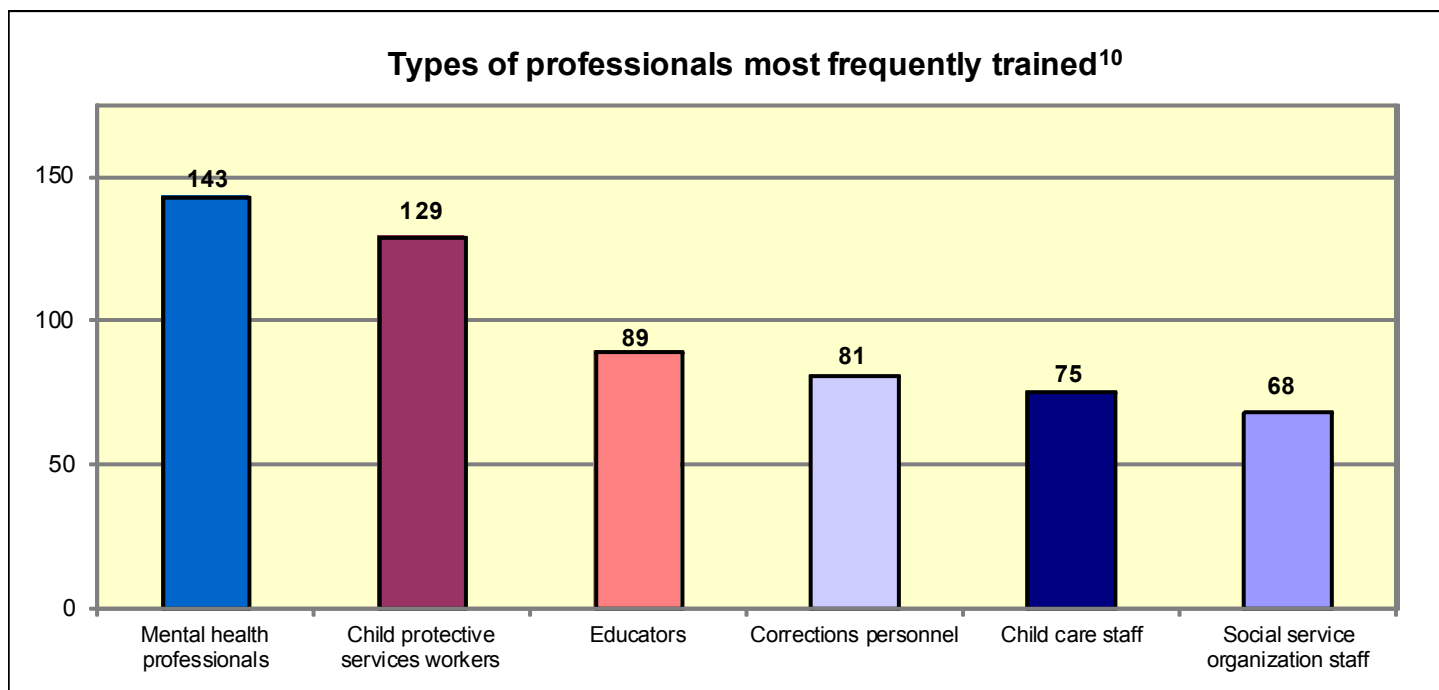
- ♦ **78** non-abusing parents/caregivers and **132** accompanying family members received a total of **6,098** emergency shelter bed nights.

Training: Children and Youth Exposed to Violence Program grantees train professionals to improve their response to child victims and children indirectly exposed to sexual assault, domestic violence, dating violence, and stalking, as it relates to their role in the system.

Number of grantees using funds for training: **12** (71% of all grantees reporting)

Total number of people trained: **1,023**

Number of training events: **66**



Topics on which grantees provided training¹¹

Training topic	Number of grantees training on this topic	Training topic	Number of grantees training on this topic
Appropriate referrals for children exposed to violence and their families	10	Confidentiality	6
How to coordinate with programs serving children exposed to violence	10	Coordinated community response	6
Child(ren)'s indirect exposure to violence	9	Parenting issues	6
How to identify children exposed to violence	9	Safety planning for victims/survivors	6
Safety planning for children/youth	8	Sexual assault overview, dynamics, and services	5
Advocate response	7	Child(ren)'s development	4
Community response to children exposed to violence	7	Issues specific to children exposed to violence who live in rural areas	4
Domestic violence overview, dynamics, and services	7	Mandatory reporting requirements	4

¹⁰ Categories include both school-based and non-school based professionals trained.

¹¹ Not all topics reported by grantees are presented here.

Staff: Children and Youth Exposed to Violence Program staff provide victim services, outreach, counseling and advocacy to increase child safety.

Number of grantees using funds for staff: **17** (100% of all grantees reporting)

Total number of full time equivalent staff funded¹²	45
Child advocate (27% of all staff funded)	12
Mental health professional (20%)	9
Counselor (16%)	7
Administrator (9%)	4
Case manager (9%)	4
Program coordinator (9%)	4
Trainer/educator (4%)	2
Victim advocate (4%)	2
Support staff (2%)	1
Other ¹³ (2%)	1

¹² Categories are rounded to the nearest whole number and only categories with at least one FTE after rounding are included.

¹³ Driver