

**Office on Violence Against Women
Discretionary Grants
Grants to Encourage Arrest Policies and Enforcement of Protection Orders
(Arrest Program)**


Report Period: July 1-December 31, 2005

The purpose of the Arrest Program is to encourage communities to adopt a coordinated community response (CCR) in the treatment of domestic violence as a serious violation of criminal law. This program challenges the entire community to listen, communicate, identify problems, and share ideas that will result in new responses to ensure victim safety and offender accountability.

Total number of grantees reporting	222
------------------------------------	-----

Victim Services: Arrest Program grantees provided services to over **43,500** victims of domestic violence to help them become and remain safe from violence.

Total number of grantees using funds for victim services: **150** (68% of all grantees)



Victim services and demographics: Arrest Program grantees provided an array of services to victims of domestic violence, including victim advocacy (actions designed to help the victim/survivor obtain needed resources or services), crisis intervention, and legal advocacy (assistance navigating the criminal and/or civil legal system). Victims receive safety planning, referrals and information as needed.

Number of victims receiving the following services:

- Victim advocacy: **22,560** (52% of those receiving services)
- Criminal justice advocacy: **21,034** (48%)
- Victim-witness notification: **19,149** (44%)
- Civil legal advocacy/court accompaniment: **13,908** (32%)
- Crisis intervention: **12,107** (28%)
- Hotline calls: **11,050** (25%)

Demographic data:

Gender¹

- ♦ Female: **38,107** (89%)
- ♦ Male: **4,528** (11%)

Other Demographics

- ♦ Rural: **8,570** (20% of those receiving services)
- ♦ Limited English: **2,950** (7%)
- ♦ Immigrants: **1,658** (4%)
- ♦ Disabilities: **1,434** (3%)

Relationship to Offender²

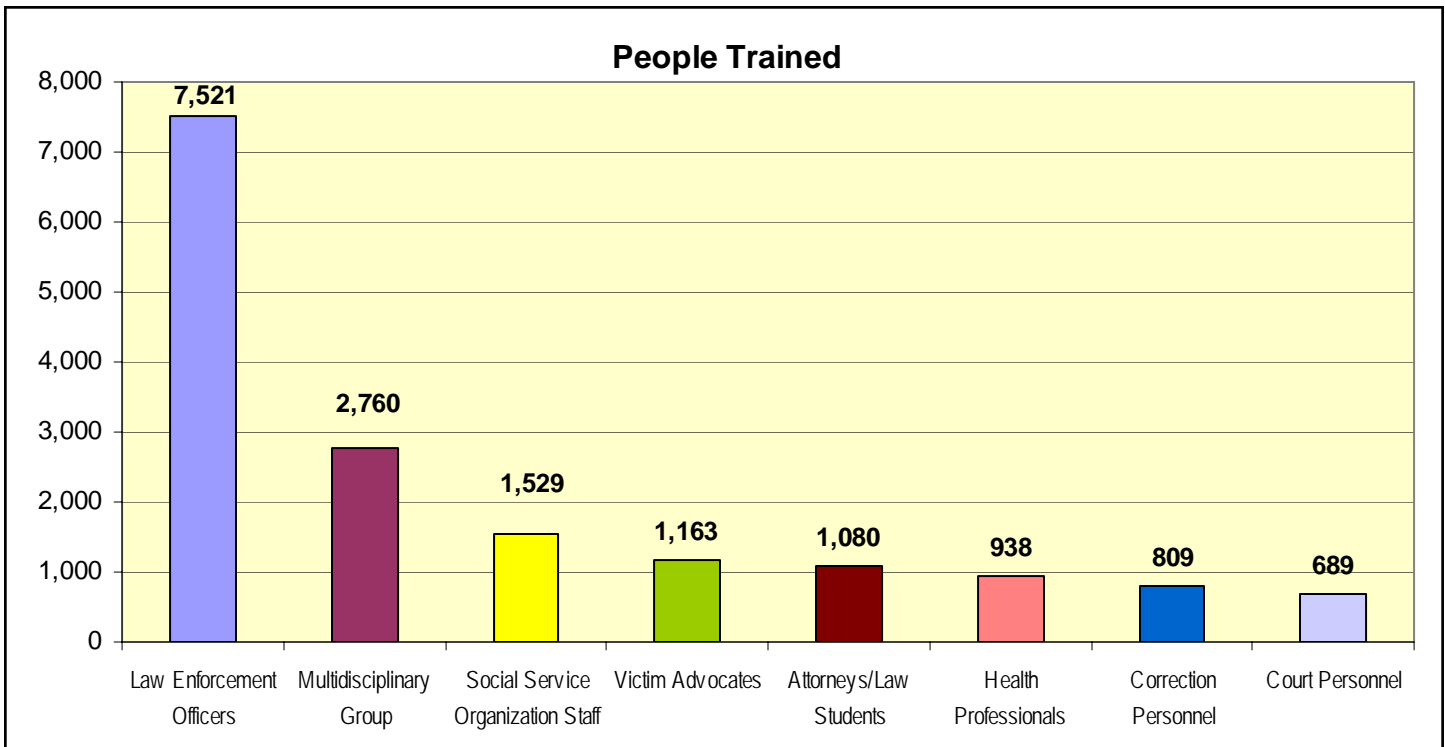
- ♦ Spouse/intimate partner or former spouse/intimate partner: **29,499** (73%)
- ♦ Dating: **6,953** (17%)
- ♦ Other family member: **3,840** (10%)
- ♦ Other: **122** (<1%)

Training: Arrest Program grantees train professionals to improve the response to victims of domestic violence and/or dating violence and to increase offender accountability.

Total number of grantees using funds for training: **144** (65% of all grantees)

Total number of people trained: **20,924**

Number of training events: **1,086**



¹ Percentages are based on victims receiving services for whom this information was known.

² Because victims may have been abused by more than one offender, data reported may exceed the total number of victims served. Percentages are based on the total number of known relationships.

Topics on which professionals were most frequently trained

Training Topic	Number of grantees training on this topic	Training Topic	Number of grantees training on this topic
Domestic violence overview, dynamics, and services	116	Prosecution response	85
Law enforcement response	110	Safety planning for victims/survivors	79
Protection orders	98	Criminal court procedures	77
Advocate response	97	Pro-arrest policies	73
Coordinated community response	92	Confidentiality	69
Domestic violence statutes/codes	87	Stalking overview, dynamics and services	69

Staff: Arrest Program staff provide training, victim services, law enforcement activities, prosecution, court services, supervision of offenders, and batterer intervention programs to increase victim safety and offender accountability.

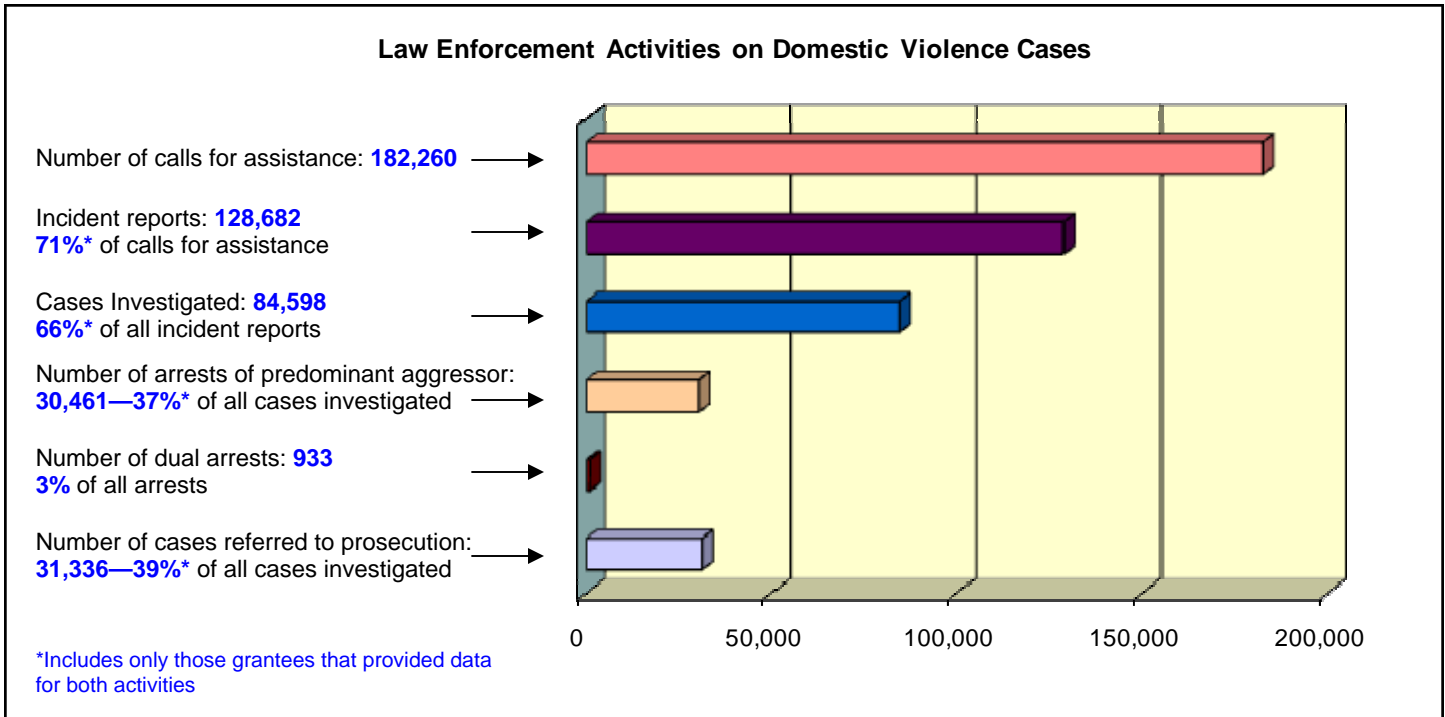
Total number of grantees using funds for staff: **194** (87% of all grantees)

Total Number of full time equivalent staff funded	695
Victim Advocates (24% of all staff funded)	167
Law Enforcement Officers (15%)	107
Prosecutors (11%)	73
Program Coordinators (8%)	59
Support Staff (6%)	39
Administrators (5%)	38
Probation Officers (5%)	38
Legal Advocates (5%)	37
Court Personnel (5%)	36
Counselors (3%)	18

Arrest Program grantees report criminal justice data for the entire jurisdiction receiving funds

Law Enforcement

Number of grantees using funds for law enforcement: **80** (36% of all grantees)



Prosecution

NOTE: The percentage of charges resulting in convictions reported here is not a conviction rate (which is based on persons convicted), but reflects the percentage of charges—not offenders—which were disposed of by a conviction.

Number of grantees using funds for prosecution: **69** (31% of all grantees)

Prosecution of Domestic Violence Charges

Total number of charges filed	111,226 <ul style="list-style-type: none"> 68% were misdemeanor domestic violence charges 12% were felony domestic violence charges 8% were domestic violence ordinance charges
Number of charges disposed of	56,875 <ul style="list-style-type: none"> 51% of all new and pending charges were disposed of
Charges resulting in convictions and deferred adjudications	29,693 <p>52% of all charges disposed of resulted in convictions or deferred adjudications</p> <ul style="list-style-type: none"> 66% of domestic violence ordinance charges resulted in a conviction or deferred adjudication: 3,529 charges out of 5,320 disposed of 51% of felony domestic violence charges resulted in a conviction or deferred adjudication: 3,151 charges out of 6,179 disposed of 49% of misdemeanor domestic violence charges resulted in a conviction or deferred adjudication: 18,984 charges out of 38,502 disposed of

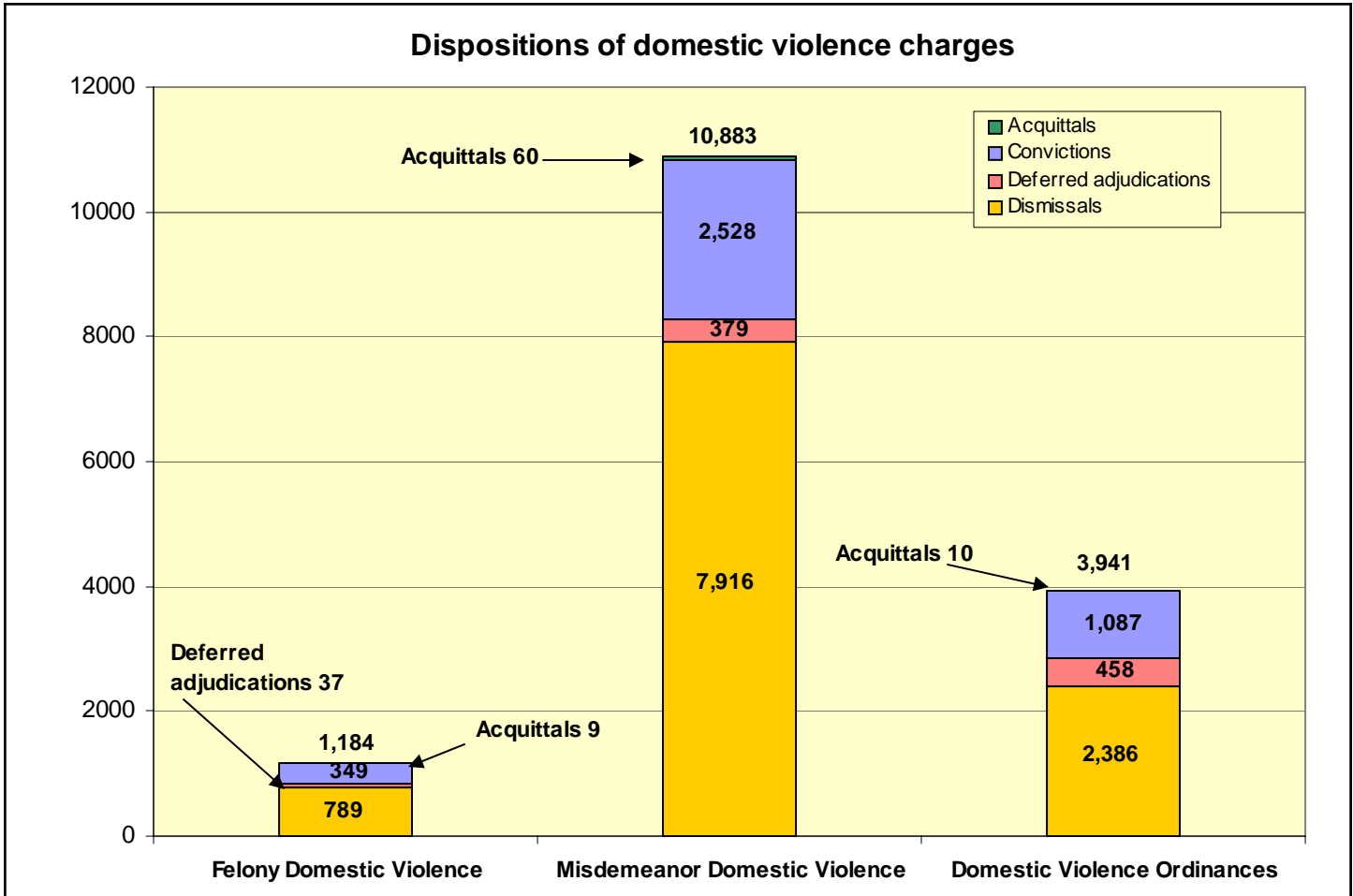
Courts

NOTE: The percentage of charges resulting in convictions reported here is not a conviction rate (which is based on persons convicted), but reflects the percentage of charges—not offenders—which were disposed of by a conviction.

Number of grantees using funds for courts: **31** (14% of all grantees)

Total number of charges: **51,731**

Total number of charges disposed of: **19,625** (38% of all charges)



Dispositions of violations of probation and other court orders

Courts monitor offenders to review progress and compliance with court orders. The data reported below reflects the consequences imposed for violations that were disposed of during the current report period.

Violations of probation and court orders	Dispositions
Protection orders (367)	40% (148) received verbal/written warning 37% (136) had partial or full revocation of probation
New criminal behavior (181)	50% (91) had partial or full revocation of probation 34% (61) had conditions added
Failure to attend Batterer Intervention Program (BIP) (624)	47% (293) received verbal/written warning 28% (175) had partial or full revocation of probation
Other condition (650)	41% (267) had partial or full revocation of probation 36% (233) received verbal/written warning

Probation

Number of grantees using funds for probation: **33** (15% of all grantees)

Total number of cases	11,852
------------------------------	---------------

Dispositions of violations of probation

Probation officers monitor offenders to review progress and compliance with court orders. The data reported below reflects the consequences imposed for violations that were disposed of during the current report period.

Violations of probation	Dispositions of violations
Protection Orders (445)	41% (184) received verbal/written warning 38% (168) had partial or full revocation of probation
New criminal behavior (527)	58% (304) had partial or full revocation of probation 22% (118) had conditions added
Failure to attend BIP (825)	58% (482) had partial or full revocation of probation 21% (170) received verbal/written warning
Other condition (1,137)	41% (469) had partial or full revocation of probation 37% (422) received verbal/written warning

Offender Monitoring

- ✦ **6,557** Offenders received **33,282** face-to-face monitoring contacts
- ✦ **4,955** Offenders received **28,244** telephone monitoring contacts
- ✦ **3,083** Offenders received **9,066** unscheduled surveillance contacts

In addition to offender monitoring, probation officers also contact victims as an additional strategy to increase victim safety

- ✦ **3,188** Victims received **12,481** contacts

Protection Orders: Arrest Program grantees report community-wide data on the number of protection orders granted in jurisdictions receiving Arrest Program funds.

Total number temporary and permanent orders granted: **300,353**