

Office on Violence Against Women  
Discretionary Grants  
**Grants to Encourage Arrest Policies and Enforcement of Protection Orders  
(Arrest Program)**

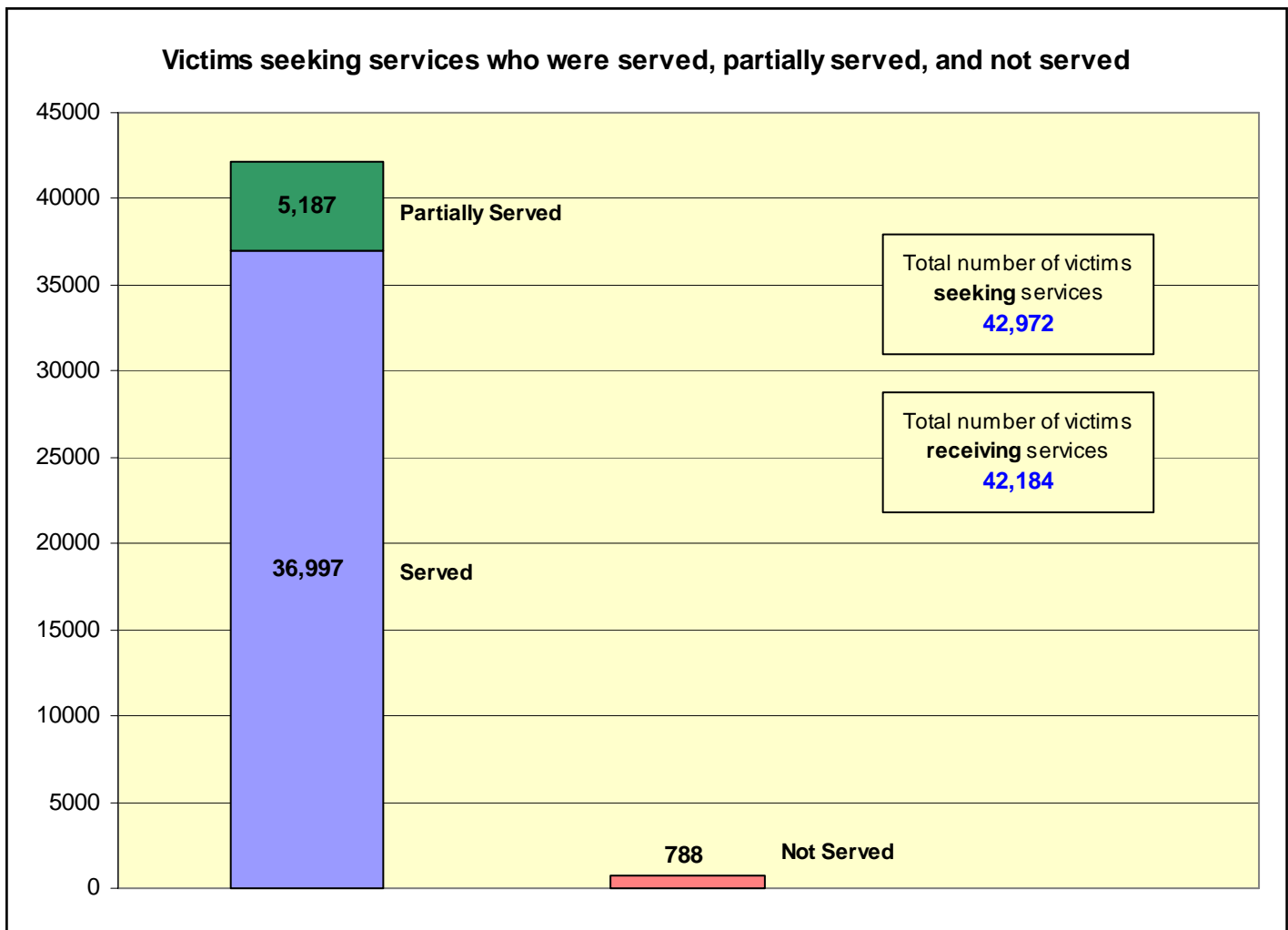
Report Period: July 1-December 31, 2003

The purpose of the Arrest Program is to encourage communities to adopt a coordinated community response (CCR) in the treatment of domestic violence as a serious violation of criminal law. This program challenges the entire community to listen, communicate, identify problems, and share ideas that will result in new responses to ensure victim safety and offender accountability.

Total number of grantees reporting	161
------------------------------------	-----

**Victim Services:** Arrest Program grantees provided services to over **42,000** victims of domestic violence to help them become and remain safe from violence.

Total number of grantees using funds for victim services: **94** (58% of all grantees)



**Victim services and demographics:** Arrest Program grantees provided an array of services to victims of domestic violence, including victim advocacy (actions designed to help the victim/survivor obtain needed resources or services), crisis intervention, and legal advocacy (assistance navigating the criminal and/or civil legal system). Victims receive safety planning, referrals and information as needed.

**Number of victims receiving the following services:**

- Victim-witness notification: **18,806** (45% of those receiving services)
- Victim advocacy: **18,780** (45%)
- Criminal justice advocacy: **17,302** (41%)
- Hotline calls: **10,723** (25%)
- Crisis Intervention: **10,477** (25%)
- Civil legal advocacy: **9,543** (23%)

**Demographic data:**

**Gender<sup>1</sup>**

- ♦ Female: **27,217** (86%)
- ♦ Male: **4,265** (14%)

**Other Demographics**

- ♦ Rural: **6,382** (15% of victims receiving services)
- ♦ Limited English: **2,090** (5%)
- ♦ Immigrant: **1,052** (2%)
- ♦ Disabilities: **945** (2%)

**Relationship to Offender<sup>1, 2</sup>**

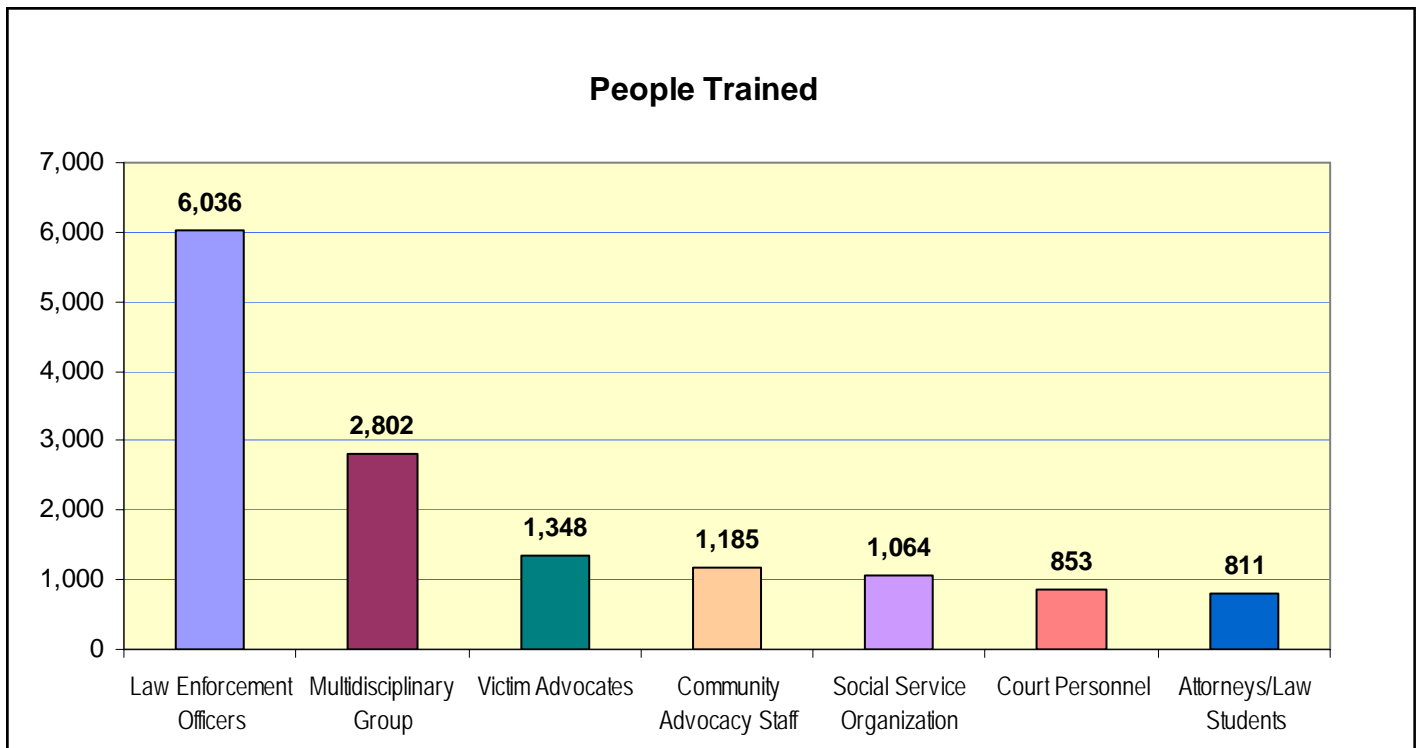
- ♦ Spouse/intimate partner or former spouse/intimate partner: **18,199** (69%)
- ♦ Dating: **4,654** (18%)
- ♦ Other family member: **3,131** (12%)

**Training:** Arrest Program grantees train professionals to improve the response to victims of domestic violence and/or dating violence and to increase offender accountability.

Total number of grantees using funds for training: **92** (57% of all grantees)

Total number of people trained: **24,354**

Total number of training events: **991**



<sup>1</sup> Percentages are based on victims receiving services for whom this information was known.

<sup>2</sup> Because victims may have been abused by more than one offender, data reported may exceed the total number of victims served.

**Topics on which professionals were most frequently trained**

Training Topic	Number of grantees training on this topic	Training Topic	Number of grantees training on this topic
Domestic violence overview, dynamics, and services	78	Domestic violence statutes/codes	62
Law enforcement response	72	Confidentiality	57
Coordinated community response	68	Criminal court procedures	57
Protection orders	65	Prosecution response	54
Safety planning for victims/survivors	64	Pro-arrest policies	50
Advocate response	63	Stalking overview, dynamics, and services	49

**Staff:** Arrest Program staff provide training, victim services, law enforcement activities, prosecution, court services, supervision of offenders, and batterer intervention programs to increase victim safety and offender accountability.

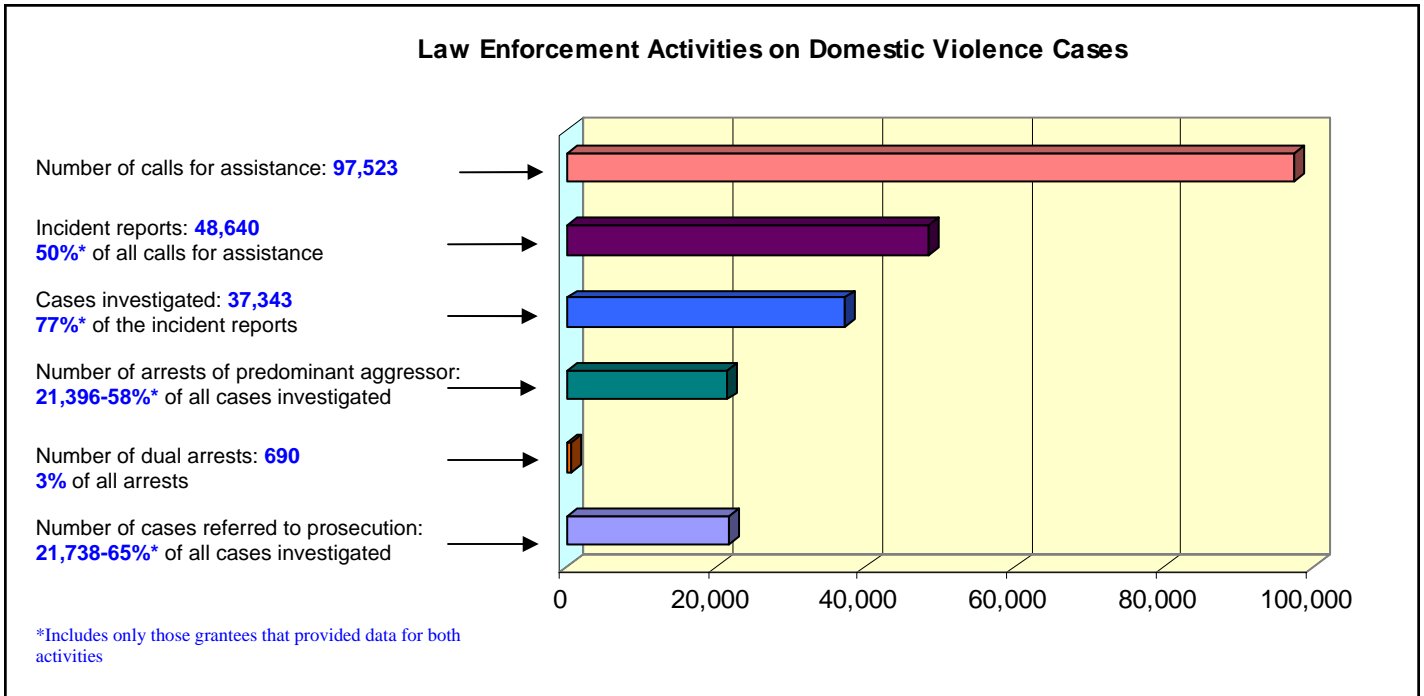
Total number of grantees using funds for staff: **128** (80% of all grantees)

<b>Total Number of full time equivalent staff funded</b>	<b>544</b>
Victim Advocates (22% of all staff funded)	120
Program Coordinators (11%)	63
Law Enforcement Officers (10%)	55
Prosecutors (10%)	54
Probation Officers (6%)	33
Legal Advocates (5%)	29

**Arrest Program grantees report criminal justice data for the entire jurisdiction receiving funds**

**Law Enforcement**

Number of grantees using funds for law enforcement: **57** (35% of all grantees)



**Prosecution**

NOTE: The percentage of charges resulting in convictions reported here is not a conviction rate (which is based on persons convicted), but reflects the percentage of charges—not offenders—which were disposed of by a conviction.

Number of grantees using funds for prosecution: **43** (27% of all grantees)

<b>Prosecution of Domestic Violence Charges</b>	
<b>Total number of charges filed</b>	<p><b>51,589</b></p> <ul style="list-style-type: none"> <li>64% were misdemeanor domestic violence charges</li> <li>13% were felony domestic violence charges</li> <li>11% were domestic violence ordinance charges</li> </ul>
<b>Number of charges disposed of</b>	<p><b>33,186</b></p> <ul style="list-style-type: none"> <li>64% of all new and pending charges were disposed</li> </ul>
<b>Charges resulting in convictions and deferred adjudications</b>	<p><b>16,123</b></p> <p><b>49%</b> of all charges disposed of resulted in convictions or deferred adjudications</p> <ul style="list-style-type: none"> <li>50% of misdemeanor domestic violence charges resulted in a conviction or deferred adjudication: 11,199 charges out of 22,335 charges disposed of</li> <li>47% of felony domestic violence charges resulted in a conviction or deferred adjudication: 1,560 charges out of 3,329 charges disposed of</li> <li>40% of domestic violence ordinance charges resulted in a conviction or deferred adjudication: 1,348 charges out of 3,402 charges disposed of</li> </ul>

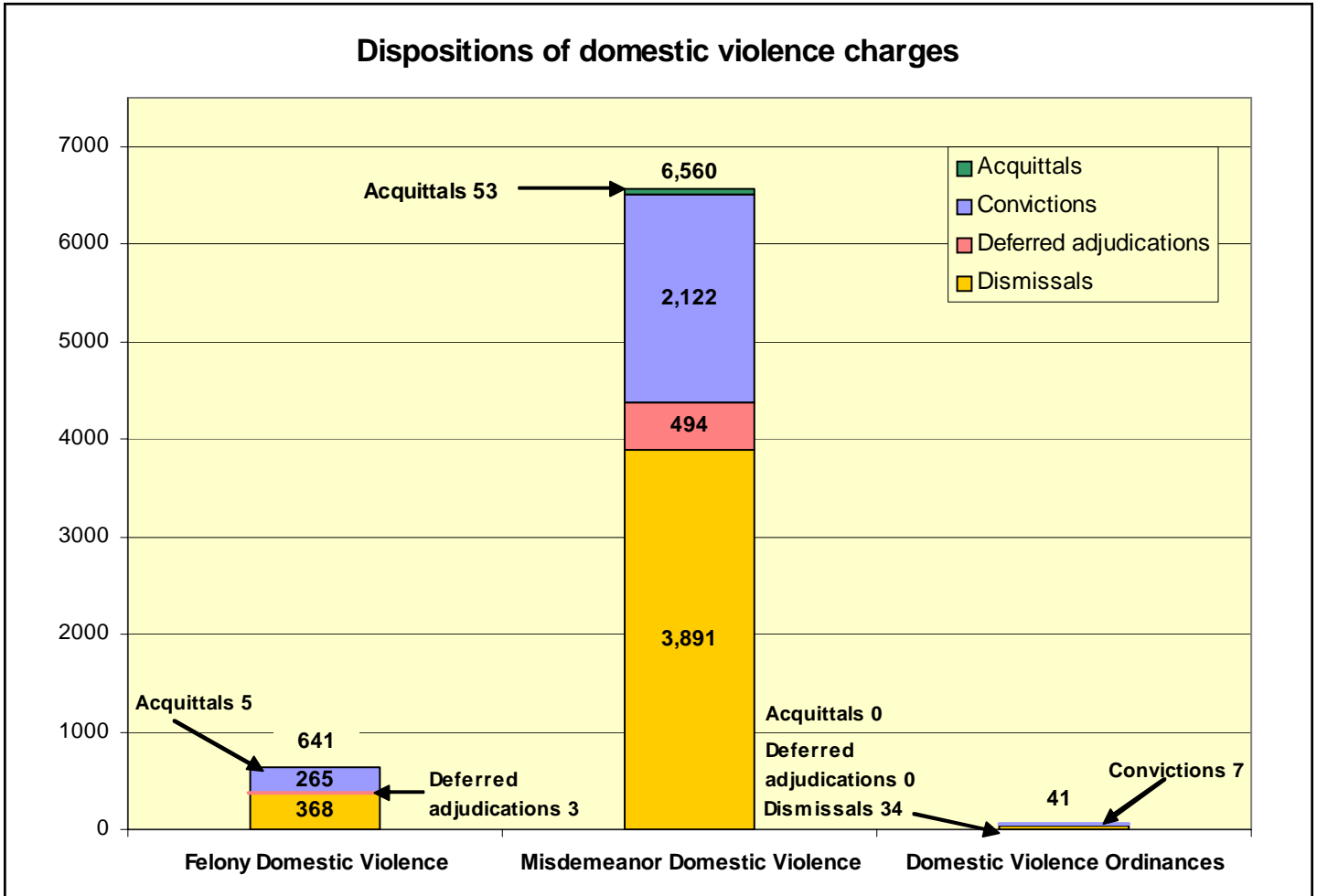
## Courts

NOTE: The percentage of charges resulting in convictions reported here is not a conviction rate (which is based on persons convicted), but reflects the percentage of charges—not offenders—which were disposed of by a conviction.

Number of grantees using funds for courts: **15** (9% of all grantees)

Total number of charges: **13,185**

Total charges disposed of: **8,812** (67% of all charges)



## Dispositions of violations of probation and other court orders

Courts monitor offenders to review progress and compliance with court orders. The data reported below reflects the consequences imposed for violations that were disposed of during the current report period.

Violations of probation and court orders	Dispositions
Protection Orders (87)	45% (39) received verbal/written warning 36% (31) had partial or full revocation of probation
New criminal behavior (262)	73% (190) received verbal/written warning 19% (50) had partial or full revocation of probation
Failure to attend Batterer Intervention Program (BIP) (745)	68% (504) received verbal/written warning 20% (148) had partial or full revocation of probation
Other condition (494)	52% (256) received verbal/written warning 17% (83) had partial or full revocation of probation

## Probation

Number of grantees using funds for probation: **20** (12% of all grantees)

<b>Total number of cases</b>	<b>9,252</b>
------------------------------	--------------

### Dispositions of violations of probation

Probation officers monitor offenders to review progress and compliance with court orders. The data reported below reflects the consequences imposed for violations that were disposed of during the current report period.

Violations of probation	Dispositions of violations
Protection Orders (238)	69% (165) received verbal/written warning 19% (45) had partial or full revocation of probation
New criminal behavior (76)	1% (1) received verbal/written warning 75% (57) had partial or full revocation of probation
Failure to attend BIP (125)	20% (25) received verbal/written warning 57% (71) had partial or full revocation of probation
Other condition (542)	11% (58) received verbal/written warning 43% (232) had partial or full revocation of probation

### Offender Monitoring

- ✦ **7,989** Offenders received **19,120** face-to-face monitoring contacts
- ✦ **2,568** Offenders received **15,467** telephone monitoring contacts
- ✦ **1,069** Offenders received **6,294** unscheduled surveillance contacts

**In addition to offender monitoring, probation officers also contact victims as an additional strategy to increase victim safety**

- ✦ **1,562** Victims received **2,088** contacts

**Protection Orders:** Arrest Program grantees report community-wide data on the number of protection orders granted in jurisdictions receiving Arrest Program funds.

Total number temporary and permanent orders granted: **113,242**