



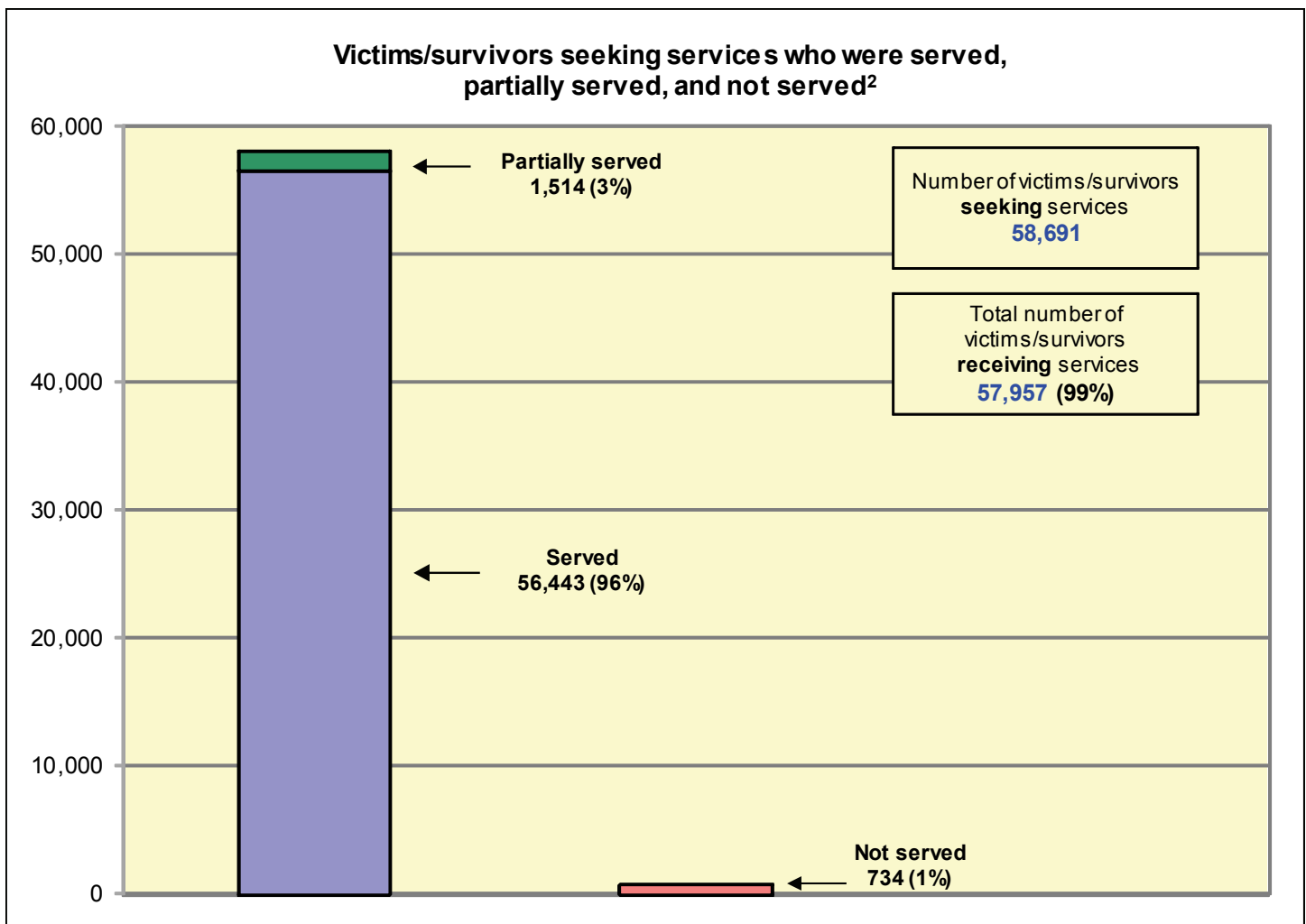
January 1, 2011—June 30, 2011
Office on Violence Against Women
Grants to Encourage Arrest Policies
and Enforcement of
Protection Orders Program
(Arrest Program)¹

The purpose of the Arrest Program is to encourage state, local, and tribal governments and state, local, and tribal courts to treat sexual assault, domestic violence, dating violence, and stalking as serious violations of criminal law requiring coordination with nonprofit, nongovernmental victim advocates and representatives from the criminal justice system. This program challenges the whole community to communicate, identify problems, and share ideas that will result in new responses and the application of best practices to enhance victim safety and offender accountability.

Number of grantees reporting	199
------------------------------	------------

Victim Services: Arrest Program grantees provided services to more than **57,900** victims/survivors of sexual assault, domestic violence, dating violence, and stalking to help them become and remain safe from violence.

Number of grantees using funds for victim services: **155** (78% of all grantees reporting)



¹ This report contains selected data submitted by Arrest Program grantees on a semi-annual progress report.

² Percentages are based on victims/survivors seeking services.

Victim services and demographics: Arrest Program grantees provided an array of services to victims/survivors of sexual assault, domestic violence, dating violence, and stalking. These services include victim advocacy (actions designed to help the victim/survivor obtain needed resources or services), crisis intervention, and legal advocacy (assistance navigating the criminal and/or civil legal system). Victims/survivors receive safety planning, referrals, and information as needed.

Victims/survivors served or partially served by type of victimization:

- Domestic violence/dating violence: **54,382** (94% of those receiving services)
- Sexual assault: **2,242** (4%)
- Stalking: **1,333** (2%)

Number of victims/survivors receiving the following services:

- Victim/survivor advocacy: **32,767** (57% of those receiving services)
- Criminal justice advocacy/court accompaniment **26,063** (45%)
- Crisis intervention: **23,916** (41%)
- Civil legal advocacy/court accompaniment: **17,686** (31%)
- Counseling services/support group: **11,541** (20%)
- Civil legal assistance: **3,002** (5%)
- Language services: **2,263** (4%)
- Transportation: **1,660** (3%)
- Hospital/clinic/other medical response: **722** (1%)

Number of hotline calls from victims/survivors: 59,653

Number of victim witness notification/outreach activities: 40,481

Demographic data:

Gender³

- Female: **48,572** (88%)
- Male: **6,389** (12%)

Race/ethnicity^{3,4}

- White: **24,926** (49%)
- Black or African American: **15,055** (30%)
- Hispanic or Latino: **8,126** (16%)
- American Indian or Alaska Native: **1,546** (3%)
- Asian: **1,305** (3%)
- Native Hawaiian or other Pacific Islander: **181** (<1%)

Other demographics⁵

- Rural: **6,710** (12% of those receiving services)
- Limited English proficiency: **5,163** (9%)
- Immigrants/refugees/asylum seekers: **4,462** (8%)
- Disabilities: **2,744** (5%)

Relationship to offender⁶

- Domestic violence/dating violence
 - Current or former spouse or intimate partner: **33,236** (66%)
 - Dating relationship: **11,738** (23%)
 - Other family member: **4,299** (9%)
 - Acquaintance: **731** (1%)
 - Stranger: **82** (<1%)
- Sexual assault
 - Current or former spouse or intimate partner: **726** (34%)
 - Acquaintance: **590** (28%)
 - Other family member: **357** (17%)
 - Dating relationship: **295** (14%)
 - Stranger: **173** (8%)
- Stalking
 - Acquaintance: **583** (39%)
 - Current or former spouse or intimate partner: **529** (35%)
 - Dating relationship: **238** (16%)
 - Stranger: **97** (7%)
 - Other family member: **44** (3%)

³ Percentages are based on victims/survivors receiving services for whom this information was known.

⁴ Some victims/survivors may identify with more than one race/ethnicity, so the total number reported in race/ethnicity may be higher than the total number of victims/survivors served.

⁵ Because victims/survivors may be represented in more than one of these categories, or not at all, the total for this category may be higher or lower than the total number of victims/survivors served.

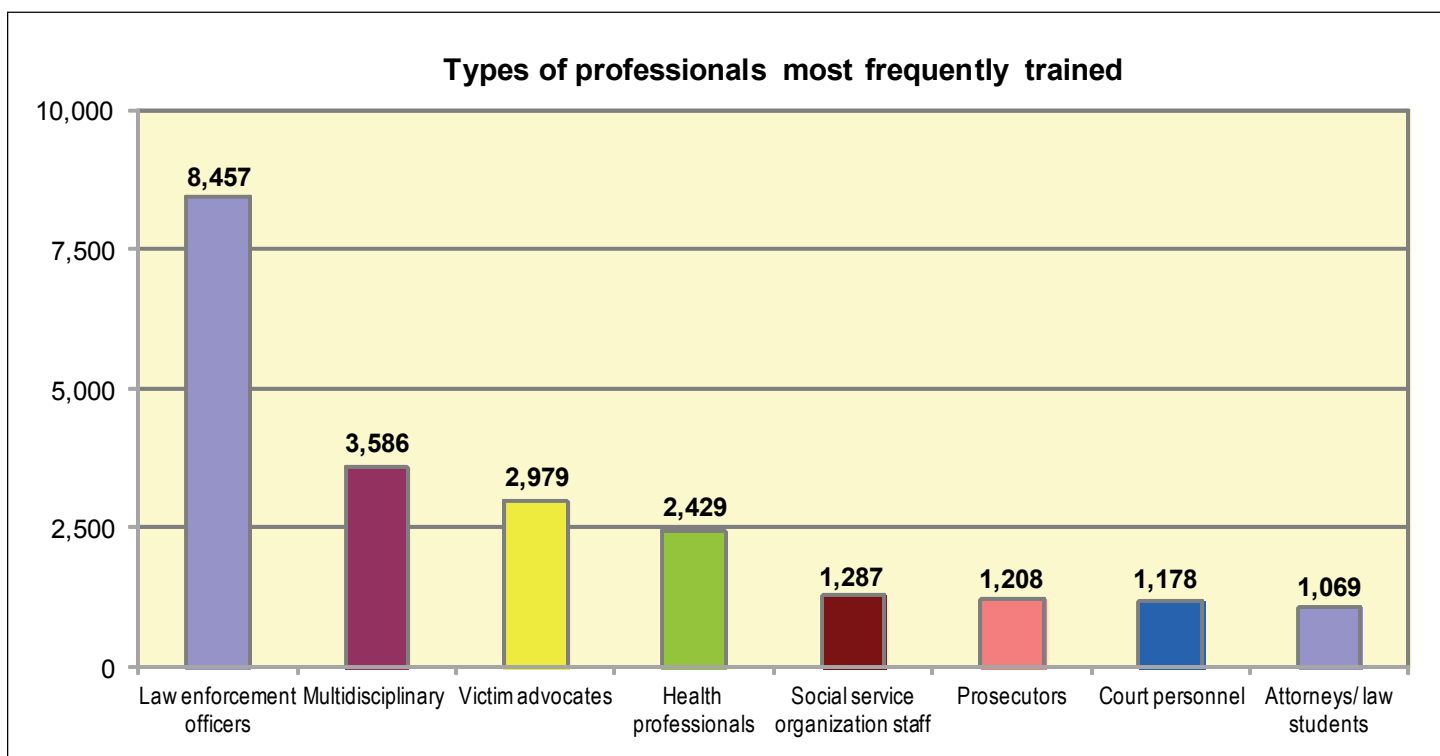
⁶ Victims/survivors may have been abused by more than one offender and/or may have experienced more than one type of victimization, so the total for each victimization category (when unknowns are included) may be higher than the total number of victims/survivors served in each of those categories. Percentages presented here are based on the total number of known relationships in each victimization category.

Training: Arrest Program grantees train professionals to improve the response to victims/survivors of sexual assault, domestic violence, dating violence, and stalking, and to increase offender accountability.

Number of grantees using funds for training: **141** (71% of all grantees reporting)

Total number of people trained: **30,761**

Number of training events: **1,606**



Topics on which grantees provided training⁷

Training topic	Number of grantees training on this topic	Training topic	Number of grantees training on this topic
Domestic violence overview, dynamics, and services	114	Domestic violence statutes/codes	85
Law enforcement response	111	Confidentiality	81
Advocate response	106	Civil court procedures	73
Coordinated community response	102	Stalking overview, dynamics, and services	72
Criminal court procedures	97	Prosecution response	69
Protection orders	90	Sexual assault overview, dynamics, and services	69
Safety planning for victims/survivors	88	Issues specific to immigrants, refugees, or asylum seekers	67

⁷ Not all topics reported by grantees are presented here.

Staff: Arrest Program staff provide victim services, training, law enforcement activities, prosecution, court services, supervision of offenders, and batterer intervention programs to increase victim safety and offender accountability.

Number of grantees using funds for staff: **196** (98% of all grantees reporting)

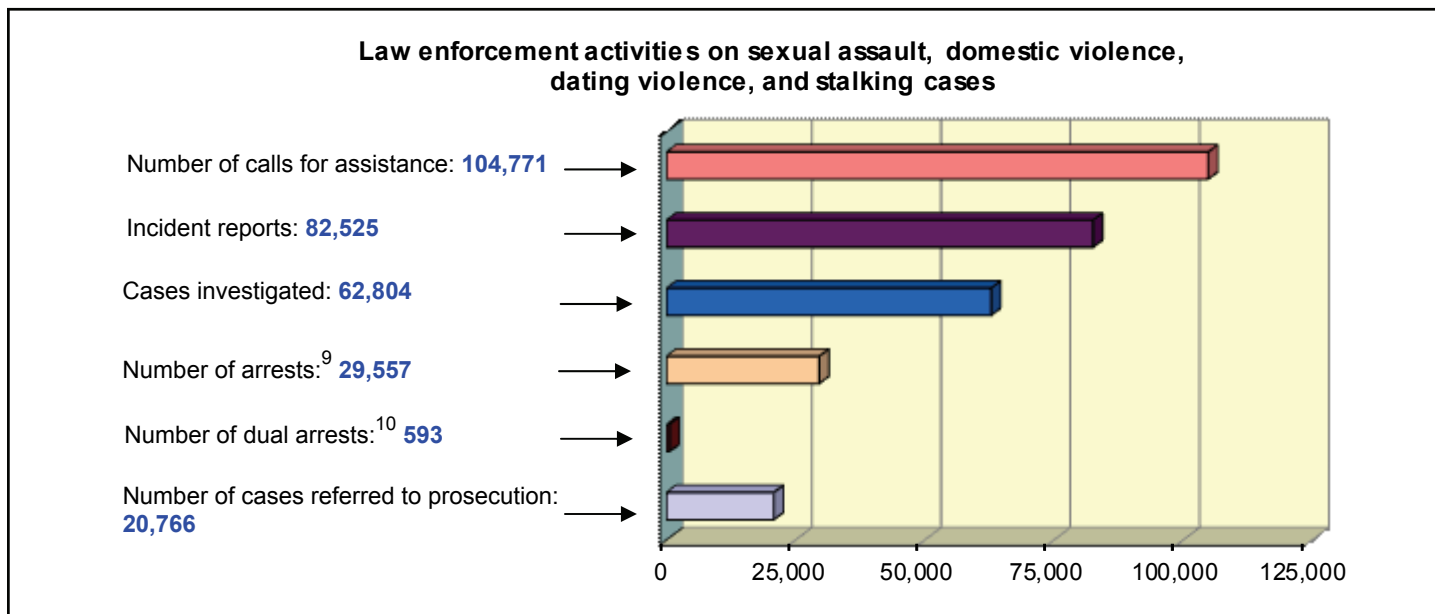
Total number of full time equivalent staff funded⁸	730
Victim advocate (31% of all staff funded)	224
Law enforcement officer (10%)	75
Prosecutor (9%)	67
Program coordinator (9%)	66
Victim assistant (6%)	43
Legal advocate (5%)	40
Administrator (4%)	32
Probation officer/offender monitor (4%)	32
Support staff (4%)	29
Attorney (4%)	26
Court personnel (3%)	21
Investigator (prosecution-based) (3%)	21
Paralegal (2%)	17
Trainer (2%)	13
Counselor (2%)	12
Information technology staff (<1%)	4
Sexual assault nurse examiner/sexual assault forensic examiner (<1%)	1
Translator/interpreter (<1%)	1

⁸ Categories are rounded to the nearest whole number and only categories with at least one full FTE after rounding are included.

Arrest Program grantees report criminal justice data for the entire jurisdiction receiving funds.

Law Enforcement

Number of grantees using funds for law enforcement: **66** (33% of all grantees reporting)



Prosecution

Number of grantees using funds for prosecution: **63** (32% of all grantees reporting)

Prosecution of sexual assault, domestic violence, dating violence, and stalking cases	
Number of cases received, accepted for prosecution, declined, or transferred¹¹	<ul style="list-style-type: none"> • 53,866 cases were received • 42,722 cases were accepted for prosecution • 9,616 cases were declined • 913 cases were transferred to higher or lower court that is outside grant-funded jurisdiction
Number of cases disposed of¹²	36,836
Cases resulting in convictions and deferred adjudications	<p>20,901</p> <p>57% of all cases disposed of resulted in convictions or deferred adjudications</p> <ul style="list-style-type: none"> • 56% of domestic violence/dating violence cases resulted in a conviction or deferred adjudication: 18,941 cases out of 33,980 disposed of • 80% of sexual assault cases resulted in a conviction or deferred adjudication: 472 cases out of 590 disposed of • 71% of stalking cases resulted in a conviction or deferred adjudication: 141 cases out of 200 disposed of

⁹ All arrests made by law enforcement, except dual arrests.

¹⁰ Domestic violence or dating violence incidents in which both parties are arrested.

¹¹ Cases accepted, declined, or transferred in the current reporting period may have been received by prosecution in a previous reporting period.

¹² Cases disposed of in the current reporting period may include cases received by prosecution in a previous reporting period.

Courts

Number of grantees using funds for courts: **16** (8% of all grantees reporting)

Total number of new cases: **4,360**

Total number of cases disposed of: **3,261**

Disposition of cases	
Domestic violence/ dating violence	2,920 <ul style="list-style-type: none"> • 1,764 cases resulted in a conviction or deferred adjudication (60%) • 1,093 cases were dismissed (37%) • 63 cases were acquitted (2%)
Sexual assault	29 <ul style="list-style-type: none"> • 25 cases resulted in a conviction or deferred adjudication (86%) • 4 cases were dismissed (14%)
Stalking	16 <ul style="list-style-type: none"> • 14 cases resulted in a conviction or deferred adjudication (88%) • 2 cases were dismissed (12%)

Dispositions of violations of probation and other court orders

Courts monitor offenders' compliance with court orders. The data reported below reflect the sanctions most frequently imposed for violations that were disposed of during the current report period.

Violations of probation and court orders	Dispositions ¹³
Protection order (126)	60% (76) received verbal/written warning 28% (35) had partial or full revocation of probation
New criminal behavior (146)	58% (84) had partial or full revocation of probation 18% (26) received additional conditions
Failure to attend batterer intervention program (BIP) (226)	50% (114) had partial or full revocation of probation 24% (55) received verbal/written warning
Failure to attend mandated offender treatment (does not include BIP) (147)	78% (114) had partial or full revocation of probation 10% (14) received additional conditions
Other condition of probation or parole (551)	52% (285) had partial or full revocation of probation 20% (111) received additional conditions

Judicial monitoring

✦ **4,233** offenders were reviewed and **9,087** individual review hearings were conducted

¹³ Only the top two dispositions for each type of violation are presented. Partial or full revocation of probation results in incarceration.

Probation and Parole

Number of grantees using funds for probation: **32** (16% of all grantees reporting)

Total number of offenders	6,777
----------------------------------	--------------

Dispositions of violations of probation

Probation officers monitor offenders to review progress and compliance with conditions of probation. The data reported below reflect the sanctions most frequently imposed for violations that were disposed of during the current report period.

Violations of probation	Dispositions of violations ¹⁴
Protection order (394)	51% (200) had partial or full revocation of probation 22% (88) had conditions added
New criminal behavior (641)	65% (414) had partial or full revocation of probation 17% (112) had conditions added
Failure to attend mandated batterer intervention program (BIP) (515)	49% (253) had partial or full revocation of probation 25% (130) received verbal/written warning
Failure to attend mandated offender treatment (does not include BIP) (372)	46% (172) had partial or full revocation of probation 30% (110) received verbal/written warning
Other condition of probation or parole (916)	59% (545) had partial or full revocation of probation 20% (180) received verbal/written warning

Offender monitoring

- ◆ **6,222** offenders received **50,111** face-to-face monitoring contacts
- ◆ **5,443** offenders received **21,310** telephone monitoring contacts
- ◆ **2,824** offenders received **9,712** unscheduled surveillance contacts

Outreach to victims/survivors

In addition to offender monitoring, probation officers also contact victims/survivors as an additional strategy to increase victim/survivor safety.

- ◆ **2,526** victims/survivors received **8,160** contacts

Protection Orders: Arrest Program grantees report community-wide data on the number of protection orders granted in jurisdictions receiving Arrest Program funds.

Total number of temporary and permanent orders granted: **225,536**

¹⁴ Only the top two dispositions for each type of violation are presented. Partial or full revocation of probation results in incarceration.