

Office on Violence Against Women
Discretionary Grants
**Grants to Encourage Arrest Policies and Enforcement
of Protection Orders Program
(Arrest Program)**


Report Period: January 1-June 30, 2010

The purpose of the Arrest Program is to encourage state, local, and tribal governments and state, local, and tribal courts to treat domestic violence, dating violence, sexual assault, and stalking as serious violations of criminal law requiring coordination with nonprofit, nongovernmental victim advocates and representatives from the criminal justice system. This program challenges the whole community to communicate, identify problems, and share ideas that will result in new responses and the application of best practices to enhance victim safety and offender accountability.

Total number of grantees reporting	187
------------------------------------	-----

Victim Services: Arrest Program grantees provided services to over **55,000** victims of domestic violence, dating violence, sexual assault, and stalking to help them become and remain safe from violence.

Total number of grantees using funds for victim services: **140** (75% of all grantees reporting)



Victim services and demographics: Arrest Program grantees provided an array of services to victims of domestic violence, dating violence, sexual assault, and stalking including victim advocacy (actions designed to help the victim/survivor obtain needed resources or services), crisis intervention, and legal advocacy (assistance navigating the criminal and/or civil legal system). Victims receive safety planning, referrals, and information as needed.

Victims served or partially served by type of victimization:

- Domestic violence/dating violence: **52,999** (96% of those receiving services)
- Sexual assault: **1,240** (2%)
- Stalking: **890** (2%)

Number of victims receiving the following services:

- Victim advocacy: **31,949** (58% of those receiving services)
- Criminal justice advocacy/court accompaniment **24,185** (44%)
- Crisis intervention: **22,011** (40%)
- Civil legal advocacy/court accompaniment: **14,927** (27%)
- Counseling/support group: **11,324** (21%)
- Language services: **3,345** (6%)
- Civil legal assistance: **2,714** (5%)
- Transportation: **1,139** (2%)
- Hospital/clinic/other medical response: **946** (2%)

Number of hotline calls from victims: 34,883

Number of victim witness notification/outreach activities to victims: 46,588

Demographic data:

Gender¹

- Female: **46,822** (89%)
- Male: **5,598** (11%)

Race/ethnicity^{1,2}

- White: **22,131** (44%)
- Black or African American: **17,107** (34%)
- Hispanic or Latino: **8,996** (18%)
- Asian: **1,217** (2%)
- American Indian and/or Alaska Native: **693** (1%)
- Native Hawaiian and other Pacific Islander: **279** (<1%)

Other demographics³

- Limited English proficiency: **6,485** (12% of those receiving services)
- Rural: **4,660** (8%)
- Immigrants: **4,107** (7%)
- Disabilities: **2,156** (4%)

Relationship to offender⁴

- Domestic violence/dating violence
 - Current or former spouse or intimate partner: **32,021** (65%)
 - Dating: **12,498** (25%)
 - Other family member: **4,009** (8%)
 - Acquaintance: **865** (2%)
 - Stranger: **137** (<1%)
- Sexual assault
 - Current or former spouse or intimate partner: **416** (31%)
 - Acquaintance: **396** (30%)
 - Other family member: **230** (17%)
 - Dating: **184** (14%)
 - Stranger: **100** (8%)
- Stalking
 - Current or former spouse or intimate partner: **414** (45%)
 - Acquaintance: **230** (25%)
 - Dating: **166** (18%)
 - Stranger: **63** (7%)
 - Other family member: **42** (5%)

¹. Percentages are based on victims receiving services for whom this information was known.

². Some victims may identify with more than one race/ethnicity, so the total number reported in race/ethnicity may be higher than the total number of victims served.

³. Because victims may be represented in more than one of these categories, or not at all, the total for this category may be higher or lower than the total number of victims served.

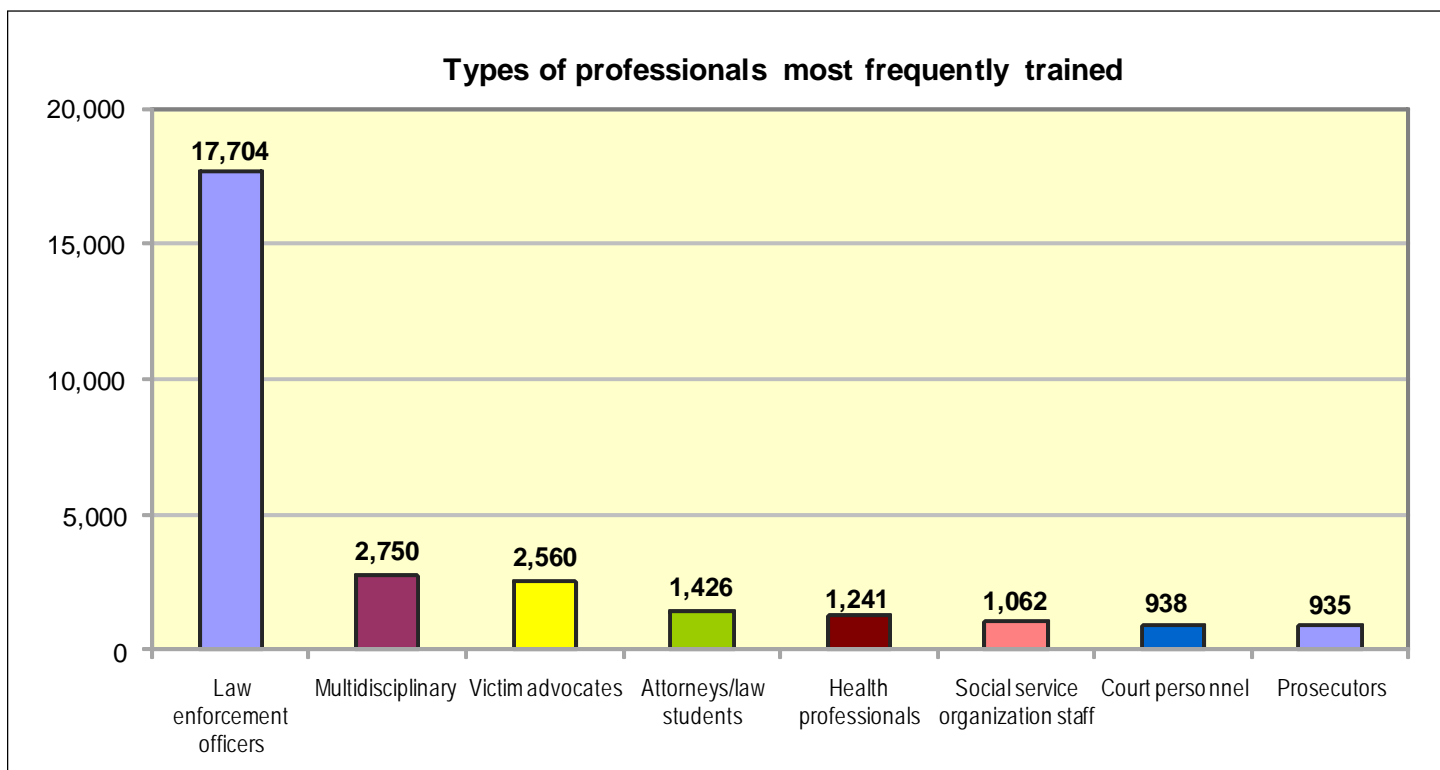
⁴. Victims may have been abused by more than one offender and/or may have experienced more than one type of victimization, so the total for each victimization category (when unknowns are included) may be higher than the total number of victims served in each of those categories. Percentages presented here are based on the total number of known relationships in each victimization category.

Training: Arrest Program grantees train professionals to improve the response to victims of domestic violence, dating violence, sexual assault, and stalking and to increase offender accountability.

Total number of grantees using funds for training: **125** (67% of all grantees reporting)

Total number of people trained: **34,062**

Number of training events: **1,430**



Topics on which grantees provided training⁵

Training topic	Number of grantees training on this topic	Training topic	Number of grantees training on this topic
Law enforcement response	98	Criminal court procedures	73
Domestic violence overview, dynamics, and services	96	Protection orders	70
Advocate response	92	Stalking overview, dynamics, and services	66
Coordinated community response	78	Confidentiality	64
Domestic violence statutes/codes	77	Prosecution response	63
Safety planning for victims/survivors	77	Sexual assault overview, dynamics, and services	61

⁵. Not all topics reported by grantees are presented here.

Staff: Arrest Program staff provide training, victim services, law enforcement activities, prosecution, court services, supervision of offenders, and batterer intervention programs to increase victim safety and offender accountability.

Total number of grantees using funds for staff: **179** (96% of all grantees reporting)

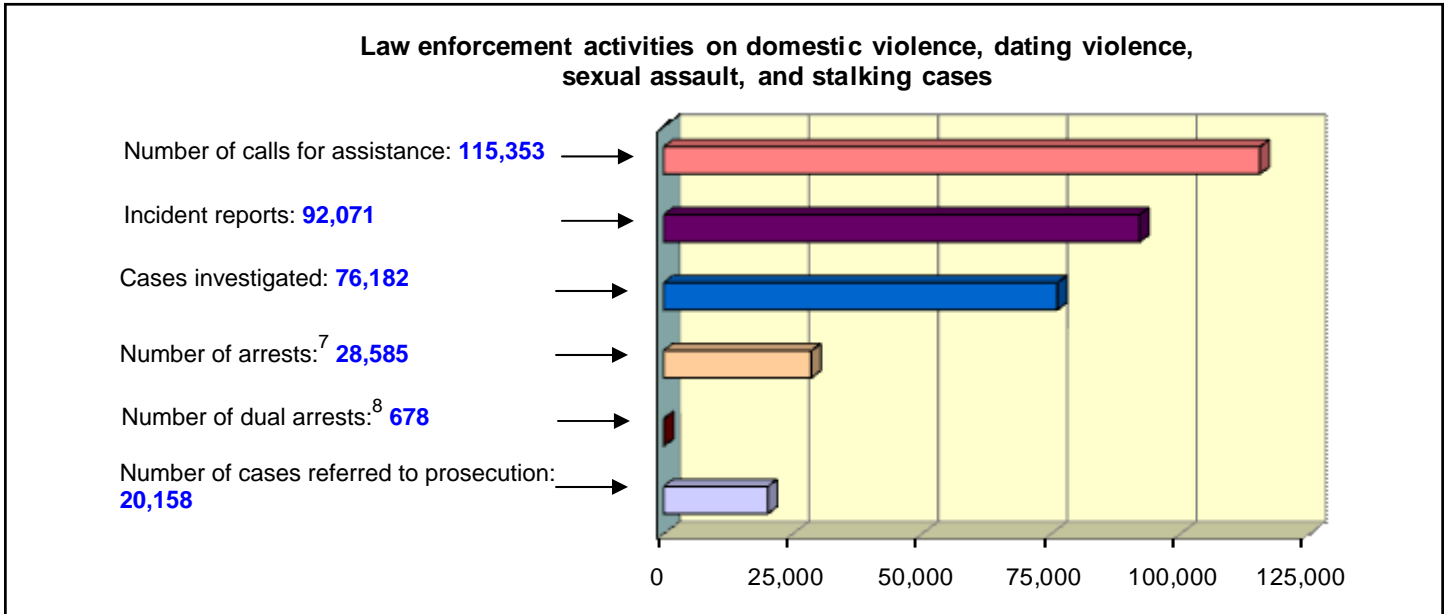
Total number of full time equivalent staff funded⁶	673
Victim advocate (30% of all staff funded)	199
Law enforcement officer (9%)	61
Program coordinator (9%)	58
Prosecutor (8%)	57
Victim assistant (6%)	41
Administrator (5%)	34
Probation officer/offender monitor (5%)	31
Legal advocate (4%)	28
Support staff (4%)	27
Attorney (4%)	25
Investigator (prosecution-based) (3%)	19
Trainer (3%)	19
Court personnel (3%)	18
Counselor (3%)	17
Paralegal (2%)	14
Information technology staff (1%)	7
Translator/interpreter (<1%)	6
Sexual assault nurse examiner/sexual assault forensic examiner (<1%)	1

⁶. Categories are rounded to the nearest whole number and only categories with at least one full FTE after rounding are included.

Arrest Program grantees report criminal justice data for the entire jurisdiction receiving funds

Law Enforcement

Number of grantees using funds for law enforcement: **63** (34% of all grantees reporting)



Prosecution

Number of grantees using funds for prosecution: **50** (27% of all grantees reporting)

Prosecution of domestic violence, dating violence, sexual assault, and stalking cases

Total number of case referrals received	<p>53,759</p> <ul style="list-style-type: none"> • 40,894 cases were accepted for prosecution (76% of all cases received)⁹ • 11,191 cases were declined (21%)⁹ • 683 cases were transferred to higher or lower court that is outside grant-funded jurisdiction (1%)⁹
Number of cases disposed of	39,957¹⁰
Cases resulting in convictions and deferred adjudications	<p>22,819</p> <p>57% of all cases disposed of resulted in convictions or deferred adjudications</p> <ul style="list-style-type: none"> • 56% of domestic violence/dating violence cases resulted in a conviction or deferred adjudication: 20,253 cases out of 36,215 disposed of • 78% of sexual assault cases resulted in a conviction or deferred adjudication: 710 cases out of 908 disposed of • 67% of stalking cases resulted in a conviction or deferred adjudication: 126 cases out of 189 disposed of

⁷. All arrests made by law enforcement, except dual arrests.

⁸. This only relates to domestic violence and dating violence cases where both parties are arrested.

⁹. Cases accepted, declined, or transferred in the current reporting period may have been received by prosecution in a previous reporting period.

¹⁰. Cases disposed of in the current reporting period may include cases received by prosecution in a previous reporting period.

Courts

Number of grantees using funds for courts: **17** (9% of all grantees reporting)

Total number of new cases: **5,497**

Total number of cases disposed of: **3,792**

Disposition of cases	
Domestic violence/ dating violence	<p>3,383</p> <ul style="list-style-type: none"> • 2,404 cases resulted in a conviction or deferred adjudication (71%) • 941 cases were dismissed (28%) • 38 cases were acquitted (1%)
Sexual assault	<p>47</p> <ul style="list-style-type: none"> • 44 case resulted in a conviction or deferred adjudication (94%) • 2 cases were dismissed (4%) • 1 case was acquitted (2%)
Stalking	<p>14</p> <ul style="list-style-type: none"> • 7 cases resulted in a conviction or deferred adjudication (50%) • 6 cases were dismissed (43%) • 1 case was acquitted (7%)

Dispositions of violations of probation and other court orders

Courts monitor offenders' compliance with court orders. The data reported below reflect the sanctions most frequently imposed for violations that were disposed of during the current report period.

Violations of probation and court orders	Dispositions ¹⁰
Protection order (190)	45% (85) had partial or full revocation of probation 40% (76) received verbal/written warning
New criminal behavior (144)	74% (107) had partial or full revocation of probation 9% (13) had a fine
Failure to attend batterer intervention program (BIP) (261)	71% (186) had partial or full revocation of probation 20% (52) received verbal/written warning
Failure to attend mandated offender treatment (does not include BIP) (118)	86% (102) had partial or full revocation of probation 8% (10) received verbal/written warning
Other condition of probation or parole (439)	42% (185) had partial or full revocation of probation 31% (134) had conditions added

Judicial monitoring

✦ **3,613** offenders were reviewed and **6,257** individual review hearings were conducted

¹⁰ Only the top two dispositions for each type of violation are presented.

Probation

Number of grantees using funds for probation: **30** (16% of all grantees reporting)

Total number of offenders	6,177
----------------------------------	--------------

Dispositions of violations of probation

Probation officers monitor offenders to review progress and compliance with conditions of probation. The data reported below reflect the sanctions most frequently imposed for violations that were disposed of during the current report period.

Violations of probation	Dispositions of violations ¹¹
Protection order (383)	64% (244) had partial or full revocation of probation 27% (102) had conditions added
New criminal behavior (644)	60% (385) had partial or full revocation of probation 22% (142) had conditions added
Failure to attend mandated batterer intervention program (BIP) (756)	48% (361) had partial or full revocation of probation 27% (207) received verbal/written warning
Failure to attend mandated offender treatment (does not include BIP) (221)	51% (112) had partial or full revocation of probation 25% (56) had conditions added
Other condition of probation or parole (1,220)	47% (578) had partial or full revocation of probation 22% (265) had conditions added

Offender monitoring

- ✦ **5,193** offenders received **35,465** face-to-face monitoring contacts
- ✦ **4,363** offenders received **23,014** telephone monitoring contacts
- ✦ **2,143** offenders received **8,296** unscheduled surveillance contacts

Outreach to victims/survivors

In addition to offender monitoring, probation officers also contact victims as an additional strategy to increase victim safety

- ✦ **2,883** victims received **10,186** contacts

Protection Orders: Arrest Program grantees report community-wide data on the number of protection orders granted in jurisdictions receiving Arrest Program funds.

Total number temporary and permanent orders granted: **205,139**

¹¹: Only the top two dispositions for each type of violation are presented.