

**Office on Violence Against Women
Discretionary Grants
Grants to Encourage Arrest Policies and
Enforcement of Protection Orders Program
(Arrest Program)**

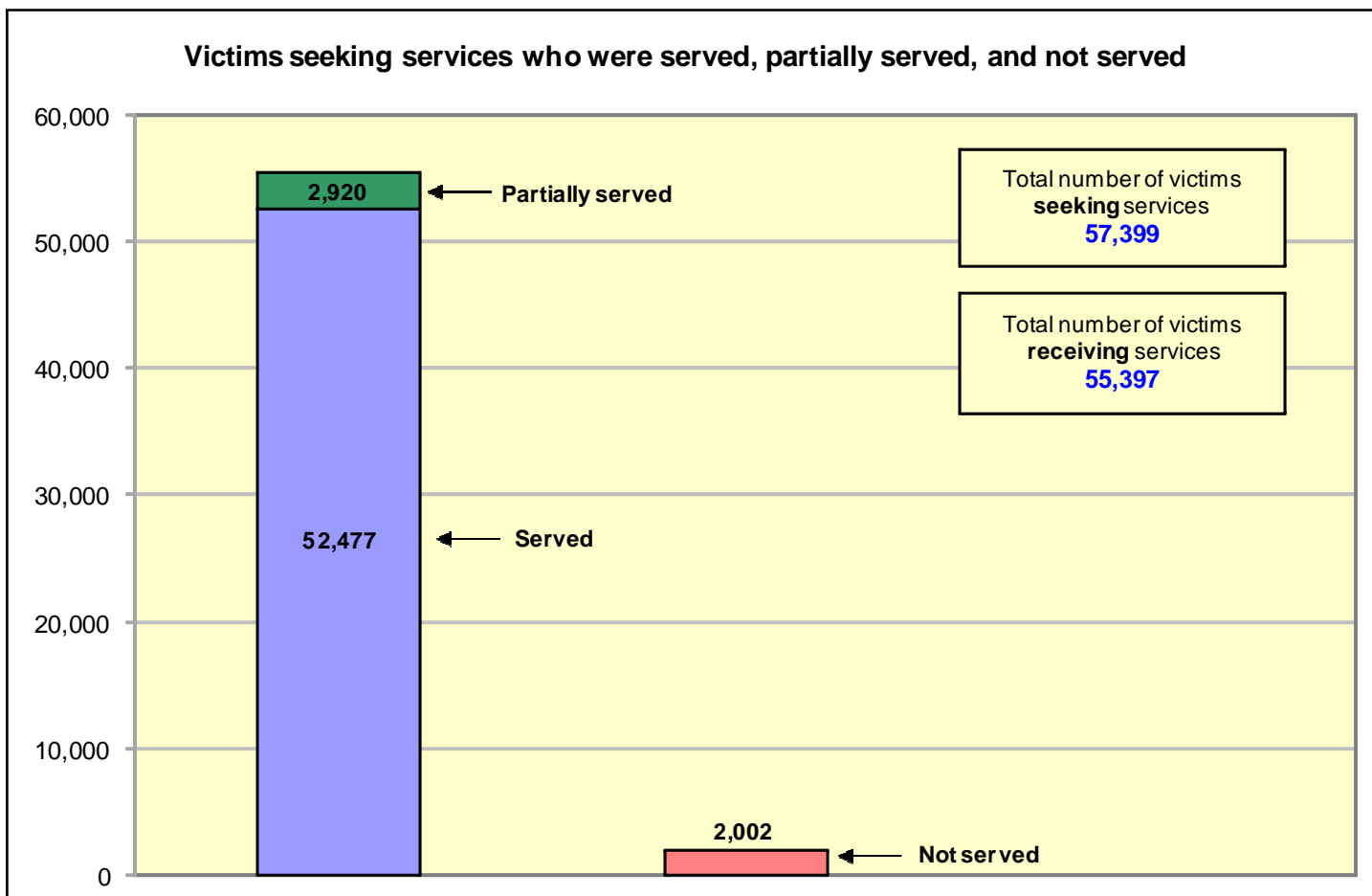
Report Period: January 1-June 30, 2008

The purpose of the Arrest Program is to encourage state, local, and tribal governments and state, local, and tribal courts to treat domestic violence, dating violence, sexual assault, and stalking as serious violations of criminal law requiring coordination with nonprofit, nongovernmental victim advocates and representatives from the criminal justice system. This program challenges the whole community to communicate, identify problems, and share ideas that will result in new responses and the application of best practices to enhance victim safety and offender accountability.

| | |
|------------------------------------|-----|
| Total number of grantees reporting | 206 |
|------------------------------------|-----|

Victim Services: Arrest Program grantees provided services to over **55,000** victims of domestic violence, dating violence, sexual assault, and stalking to help them become and remain safe from violence.

Total number of grantees using funds for victim services: **150** (73% of all grantees reporting)



Victim services and demographics: Arrest Program grantees provided an array of services to victims of domestic violence, dating violence, sexual assault, and stalking including victim advocacy (actions designed to help the victim/survivor obtain needed resources or services), crisis intervention, and legal advocacy (assistance navigating the criminal and/or civil legal system). Victims receive safety planning, referrals and information as needed.

Victims served or partially served by type of victimization:

- Domestic violence/dating violence: **52,907** (95% of those receiving services)
- Sexual assault: **1,425** (3%)
- Stalking: **1,065** (2%)

Number of victims receiving the following services:

- Criminal justice advocacy/court accompaniment: **22,325** (40% of those receiving services)
- Victim advocacy: **21,420** (39%)
- Civil legal advocacy/court accompaniment: **18,225** (33%)
- Crisis intervention: **14,850** (27%)
- Counseling/support group: **9,278** (17%)
- Civil legal assistance: **2,379** (4%)
- Transportation: **1,191** (2%)
- Language services: **1,189** (2%)
- Hospital/clinic/other medical response: **725** (1%)

Number of hotline calls from victims: 23,828

Number of victim witness notification/outreach to victims: 44,912

Demographic data:

Gender¹

- Female: **45,448** (90%)
- Male: **5,011** (10%)

Race/ethnicity^{1,2}

- White: **23,351** (50%)
- Black or African American: **14,693** (31%)
- Hispanic or Latino: **7,241** (15%)
- American Indian and/or Alaska Native: **1,197** (3%)
- Asian: **1,063** (2%)
- Native Hawaiian and other Pacific Islander: **126** (<1%)

Other demographics³

- Rural: **7,095** (13% of those receiving services)
- Limited English proficiency: **4,677** (8%)
- Immigrants: **3,154** (6%)
- Disabilities: **1,733** (3%)

Relationship to offender⁴

- Domestic violence/dating violence
 - Current or former spouse or intimate partner: **32,780** (70%)
 - Dating: **9,776** (21%)
 - Other family member: **3,515** (8%)
 - Acquaintance: **629** (1%)
 - Stranger: **73** (<1%)
- Sexual assault
 - Current or former spouse or intimate partner: **433** (35%)
 - Acquaintance: **264** (21%)
 - Other family member: **207** (17%)
 - Dating: **196** (16%)
 - Stranger: **144** (12%)
- Stalking
 - Current or former spouse or intimate partner: **604** (48%)
 - Dating: **327** (26%)
 - Acquaintance: **213** (17%)
 - Other family member: **59** (5%)
 - Stranger: **45** (4%)

¹. Percentages are based on victims receiving services for whom this information was known.

². Some victims may identify with more than one race/ethnicity, so the total number reported in race/ethnicity may be higher than the total number of victims served.

³. Because victims may be represented in more than one of these categories, or not at all, the total for this category may be higher or lower than the total number of victims served.

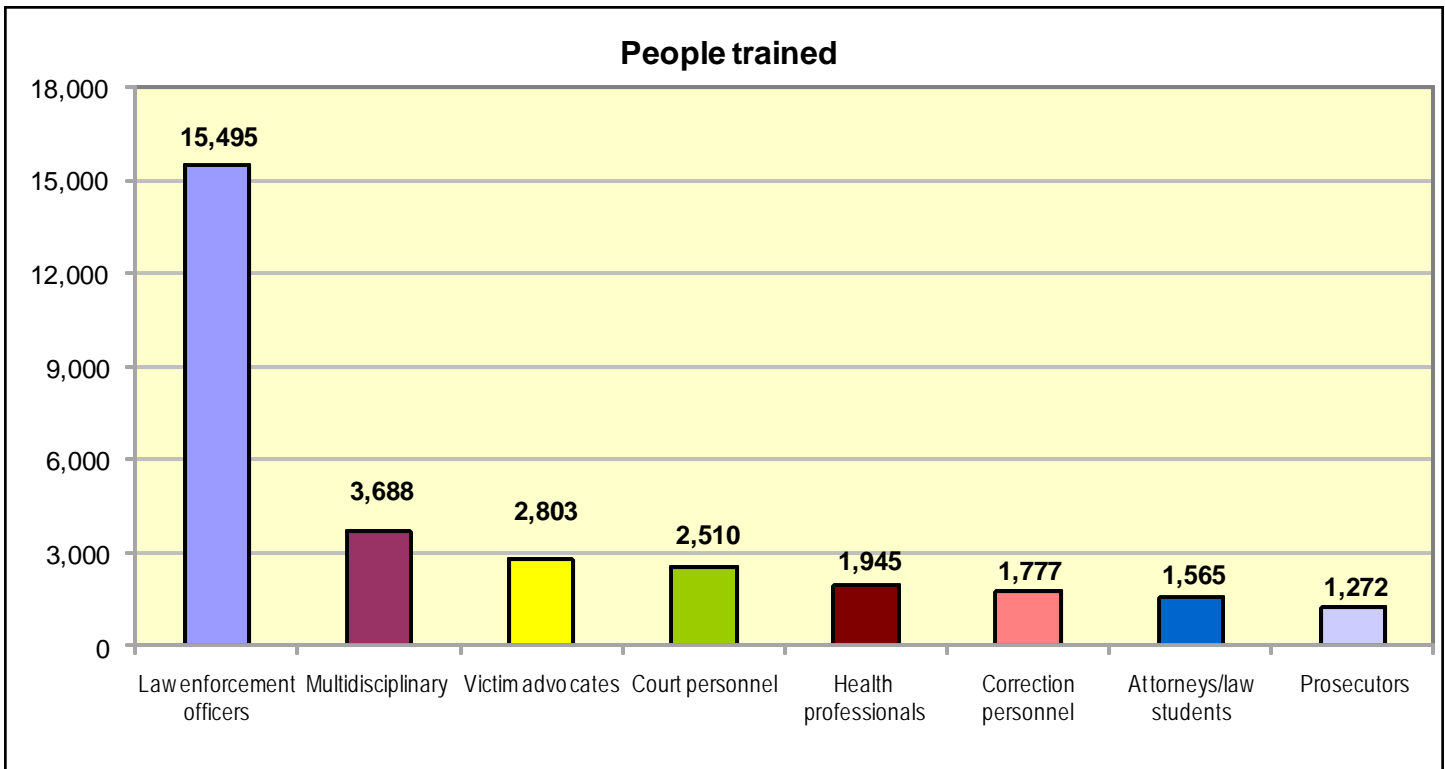
⁴. Victims may have been abused by more than one offender and/or may have experienced more than one type of victimization, so the total for each victimization category may be higher than the total number of victims served in each of those categories. Percentages are based on the total number of known relationships in each victimization category.

Training: Arrest Program grantees train professionals to improve the response to victims of domestic violence, dating violence, sexual assault, and stalking and to increase offender accountability.

Total number of grantees using funds for training: **141** (68% of all grantees reporting)

Total number of people trained: **38,408**

Number of training events: **1,508**



Topics on which professionals were most frequently trained

| Training topic | Number of grantees training on this topic | Training topic | Number of grantees training on this topic |
|--|---|---|---|
| Domestic violence overview, dynamics, and services | 128 | Coordinated community response | 92 |
| Law enforcement response | 107 | Safety planning for victims/survivors | 88 |
| Advocate response | 102 | Confidentiality | 78 |
| Domestic violence statutes/codes | 97 | Prosecution response | 78 |
| Criminal court procedures | 95 | Stalking overview, dynamics, and services | 74 |
| Protection orders | 95 | Civil court procedures | 73 |

Staff: Arrest Program staff provide training, victim services, law enforcement activities, prosecution, court services, supervision of offenders, and batterer intervention programs to increase victim safety and offender accountability.

Total number of grantees using funds for staff: **200** (97% of all grantees reporting)

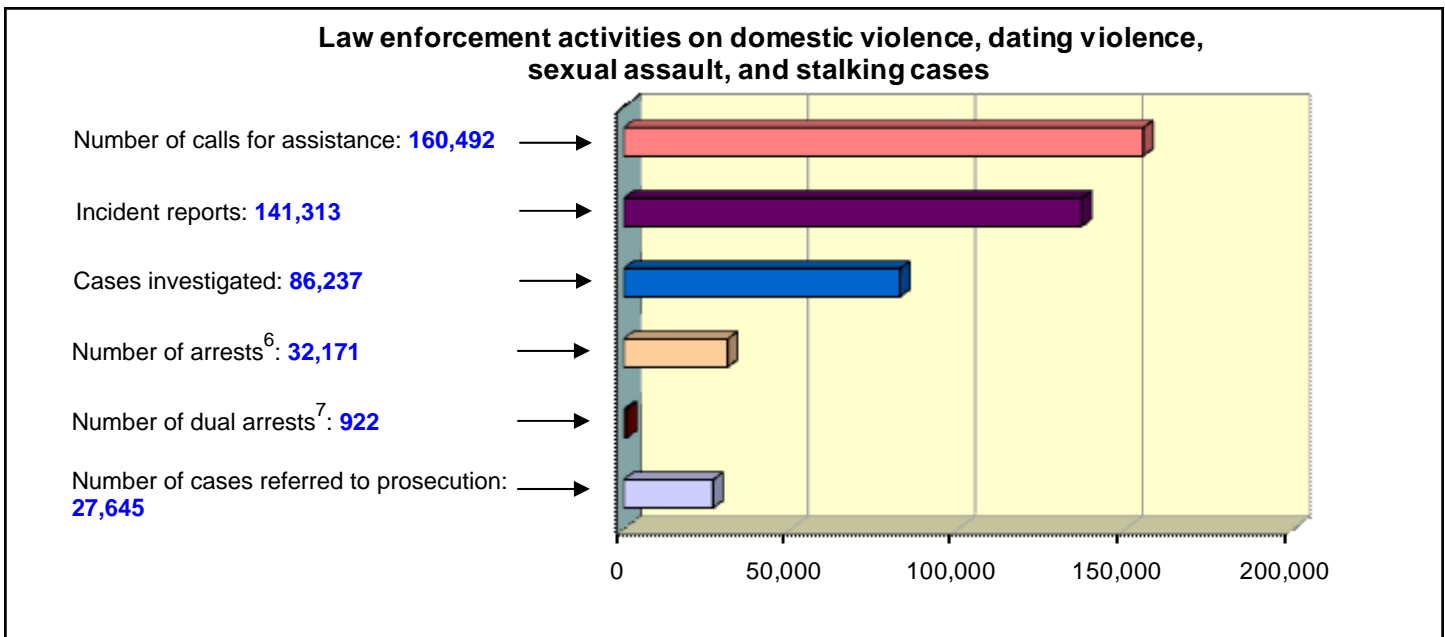
| | |
|--|------------|
| Total number of full time equivalent staff funded⁵ | 735 |
| Victim advocate (27% of all staff funded) | 200 |
| Law enforcement officer (13%) | 98 |
| Program coordinator (10%) | 71 |
| Prosecutor (10%) | 70 |
| Legal advocate (6%) | 43 |
| Support staff (6%) | 40 |
| Probation officer (5%) | 39 |
| Administrator (4%) | 30 |
| Trainer (3%) | 24 |
| Court personnel (3%) | 21 |
| Investigator (prosecution-based) (3%) | 21 |
| Attorney (3%) | 20 |
| Counselor (2%) | 18 |
| Paralegal (1%) | 11 |
| Information technology staff (1%) | 10 |
| Victim assistant (<1%) | 2 |
| Translator/interpreter (<1%) | 1 |

⁵. Categories are rounded to the nearest whole number and only categories with at least one full FTE after rounding are included.

Arrest Program grantees report criminal justice data for the entire jurisdiction receiving funds

Law Enforcement

Number of grantees using funds for law enforcement: **73** (35% of all grantees reporting)



Prosecution

Prosecution of domestic violence, dating violence, sexual assault, and stalking cases

| | |
|--|--|
| Total number of case referrals received | <p>46,135</p> <ul style="list-style-type: none"> • 39,772 cases were accepted for prosecution (86% of all cases received)⁸ • 5,877 cases were declined (13%)⁸ • 656 cases were transferred to higher or lower court that is outside grant-funded jurisdiction (1%)⁸ |
| Number of cases disposed of | 42,813⁹ |
| Cases resulting in convictions and deferred adjudications | <p>25,353 59% of all cases disposed of resulted in convictions or deferred adjudications</p> <ul style="list-style-type: none"> • 59% of domestic violence/dating violence cases resulted in a conviction or deferred adjudication: 22,685 cases out of 38,605 disposed of • 74% of sexual assault cases resulted in a conviction or deferred adjudication: 401 cases out of 543 disposed of • 58% of stalking cases resulted in a conviction or deferred adjudication: 165 cases out of 283 disposed of |

⁶. All arrests made by law enforcement, except dual arrests.

⁷. This only relates to domestic violence and dating violence cases where both parties are arrested.

⁸. Cases accepted, declined, or transferred in the current reporting period may have been received by prosecution in a previous reporting period.

⁹. Cases disposed of in the current reporting period may include cases received by prosecution in a previous reporting period.

Courts

Number of grantees using funds for courts: **16** (8% of all grantees reporting)

Total number of new cases: **3,749**

Total number of cases disposed of: **2,872**

| Disposition of cases | |
|---|--|
| Domestic violence/ dating violence | 2,231 <ul style="list-style-type: none"> • 1,336 cases resulted in a conviction or deferred adjudication (60%) • 891 cases were dismissed (40%) • 4 cases were acquitted (<1%) |
| Sexual assault | 7 <ul style="list-style-type: none"> • 2 cases resulted in a conviction or deferred adjudication (29%) • 5 cases were dismissed (71%) |
| Stalking | 28 <ul style="list-style-type: none"> • 17 cases resulted in a conviction or deferred adjudication (61%) • 11 cases were dismissed (39%) |

Dispositions of violations of probation and other court orders

Courts monitor offenders to review progress and compliance with court orders. The data reported below reflects the consequences imposed for violations that were disposed of during the current report period.

| Violations of probation and court orders | Dispositions ¹⁰ |
|---|---|
| Protection order (317) | 26% (83) had partial or full revocation of probation 26% (81) received verbal/written warning |
| New criminal behavior (122) | 75% (91) had partial or full revocation of probation 14% (17) had no action taken |
| Failure to attend batterer intervention program (BIP) (168) | 58% (97) had partial or full revocation of probation 17% (28) had conditions added |
| Failure to attend mandated offender treatment (178) | 84% (149) had partial or full revocation of probation 13% (24) received verbal/written warning |
| Other condition (362) | 48% (173) had partial or full revocation of probation 17% (62) had conditions added |

Judicial monitoring

◆ **2,482** offenders were reviewed and **5,312** review hearings were conducted

¹⁰ Only the top two dispositions of violations are presented.

Probation

Number of grantees using funds for probation: **36** (17% of all grantees reporting)

| | |
|----------------------------------|--------------|
| Total number of offenders | 9,843 |
|----------------------------------|--------------|

Dispositions of violations of probation

Probation officers monitor offenders to review progress and compliance with court orders. The data reported below reflects the consequences imposed for violations that were disposed of during the current report period.

| Violations of probation | Dispositions of violations ¹¹ |
|--|--|
| Protection order (402) | 58% (184) had partial or full revocation of probation 19% (76) had a fine |
| New criminal behavior (476) | 64% (304) had partial or full revocation of probation 18% (88) had conditions added |
| Failure to attend mandated batterer intervention program (BIP) (629) | 51% (318) had partial or full revocation of probation 24% (152) received verbal/written warning |
| Failure to attend mandated offender treatment (257) | 46% (119) had partial or full revocation of probation 35% (90) had conditions added |
| Other condition of probation (1,083) | 50% (542) had partial or full revocation of probation 22% (244) received verbal/written warning |

Offender monitoring

- ✦ **5,961** offenders received **32,937** face-to-face monitoring contacts
- ✦ **4,665** offenders received **27,763** telephone monitoring contacts
- ✦ **3,444** offenders received **7,735** unscheduled surveillance contacts

In addition to offender monitoring, probation officers also contact victims as an additional strategy to increase victim safety

- ✦ **3,996** victims received **9,567** contacts

Protection Orders: Arrest Program grantees report community-wide data on the number of protection orders granted in jurisdictions receiving Arrest Program funds.

Total number temporary and permanent orders granted: **261,622**

¹¹. Only the top two dispositions of violations are presented.