

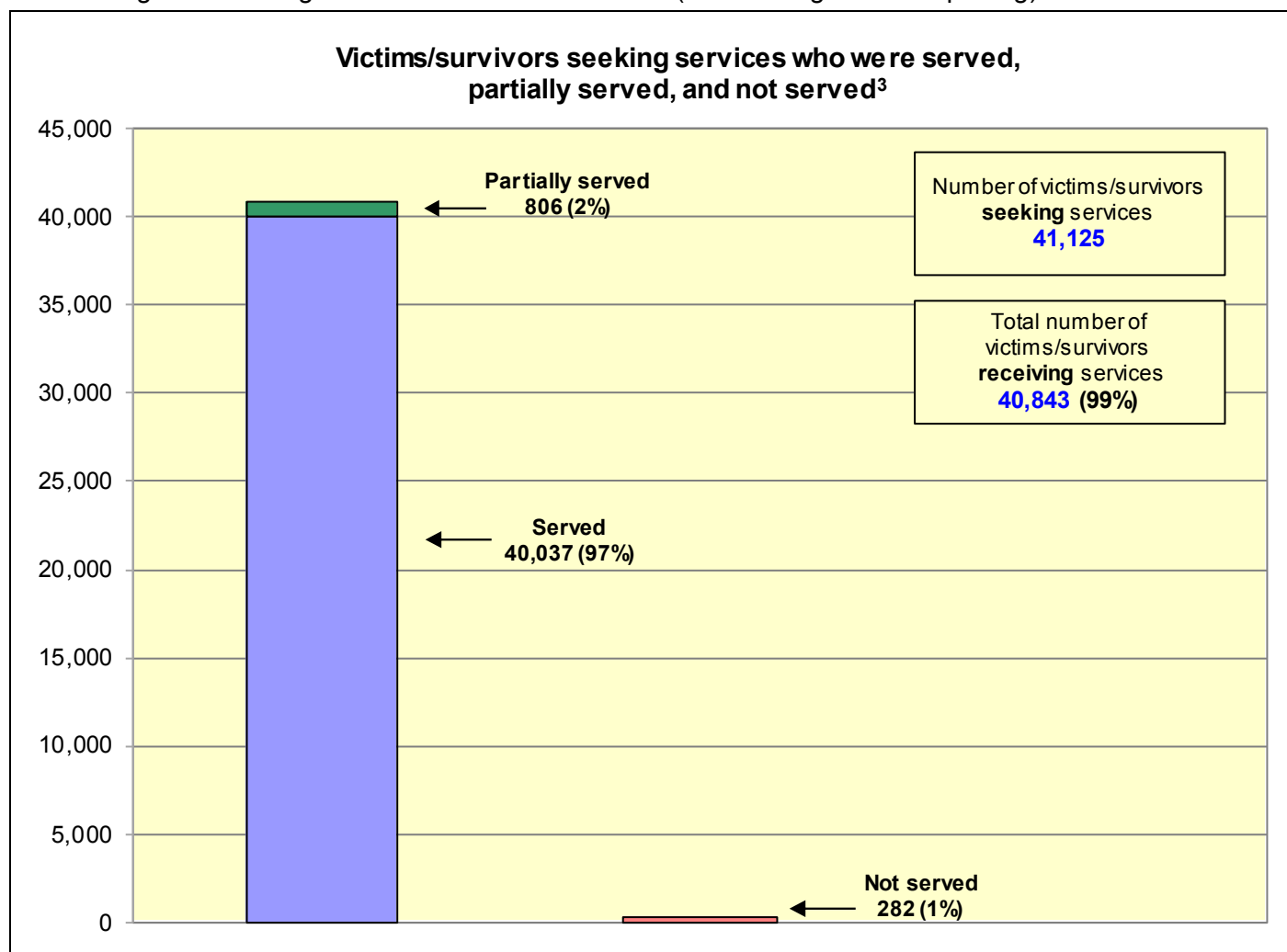


The purpose of the ICJR Program is to encourage state, local, and tribal governments and state, local, and tribal courts to treat sexual assault, domestic violence, dating violence, and stalking as serious violations of criminal law requiring coordination with nonprofit, nongovernmental victim advocates and representatives from the criminal justice system. This program challenges the whole community to communicate, identify problems, and share ideas that will result in new responses and the application of best practices to enhance victim safety and offender accountability.

Number of grantees reporting	159
------------------------------	-----

**Victim Services:** ICJR Program grantees provided services to **40,843** victims/survivors of sexual assault, domestic violence, dating violence, and stalking to help them become and remain safe from violence.

Number of grantees using funds for victim services: **125** (79% of all grantees reporting)



<sup>1</sup> This report contains selected data submitted by ICJR Program grantees on a semi-annual progress report.

<sup>2</sup> Throughout this document, the sum of percentages may not equal 100 due to rounding.

<sup>3</sup> Percentages are based on victims/survivors seeking services.

**Victim services and demographics:** ICJR Program grantees provided an array of services to victims/survivors of sexual assault, domestic violence, dating violence, and stalking. These services include victim advocacy (actions designed to help the victim/survivor obtain needed resources or services), crisis intervention, and legal advocacy (assistance navigating the criminal and/or civil legal system). Victims/survivors receive safety planning, referrals, and information as needed.

**Victims/survivors served or partially served by type of victimization:**

- Domestic violence/dating violence: **36,460** (89% of those receiving services)
- Sexual assault: **3,664** (9%)
- Stalking: **719** (2%)

**Number of victims/survivors receiving the following services:**

Victim/survivor advocacy: **21,962** (54% of those receiving services)  
 Crisis intervention: **19,735** (48%)  
 Civil legal advocacy/court accompaniment: **12,525** (31%)  
 Criminal justice advocacy/court accompaniment: **11,368** (28%)  
 Counseling services/support group: **8,255** (20%)  
 Language services: **2,440** (6%)  
 Civil legal assistance: **2,109** (5%)  
 Hospital/clinic/other medical response: **1,806** (4%)  
 Transportation: **1,143** (3%)

**Number of hotline calls from victims/survivors: 41,973**

**Number of victim witness notification/outreach activities: 31,128**

**Demographic data:**

**Gender<sup>4</sup>**

- Female: **35,653** (89%)
- Male: **4,326** (11%)

**Race/ethnicity<sup>4,5</sup>**

- White: **15,439** (42%)
- Black or African American: **10,482** (28%)
- Hispanic or Latino: **9,423** (25%)
- Asian: **1,073** (3%)
- American Indian or Alaska Native: **605** (2%)
- Native Hawaiian or Other Pacific Islander: **165** (<1%)

**Other demographics<sup>6</sup>**

- Limited English proficiency: **5,088** (12% of those receiving services)
- Immigrants/refugees/asylum seekers: **3,257** (8%)
- Rural: **2,788** (7%)
- Disabilities: **2,570** (6%)

**Relationship to offender<sup>7</sup>**

- Domestic violence/dating violence
  - Current or former spouse or intimate partner: **25,510** (72%)
  - Dating relationship: **6,590** (19%)
  - Other family member: **2,898** (8%)
  - Acquaintance: **339** (1%)
- Sexual assault
  - Acquaintance: **1,258** (38%)
  - Current or former spouse or intimate partner: **740** (22%)
  - Stranger: **514** (16%)
  - Other family member: **473** (14%)
  - Dating relationship: **326** (10%)
- Stalking
  - Current or former spouse or intimate partner: **362** (45%)
  - Acquaintance: **205** (25%)
  - Dating relationship: **185** (23%)
  - Other family member: **38** (5%)
  - Stranger: **23** (3%)

<sup>4</sup> Percentages are based on victims/survivors receiving services for whom this information was known.

<sup>5</sup> Some victims/survivors may identify with more than one race/ethnicity, so the total number reported in race/ethnicity may be higher than the total number of victims/survivors served.

<sup>6</sup> Because victims/survivors may be represented in more than one of these categories, or not at all, the total for this category may be higher or lower than the total number of victims/survivors served.

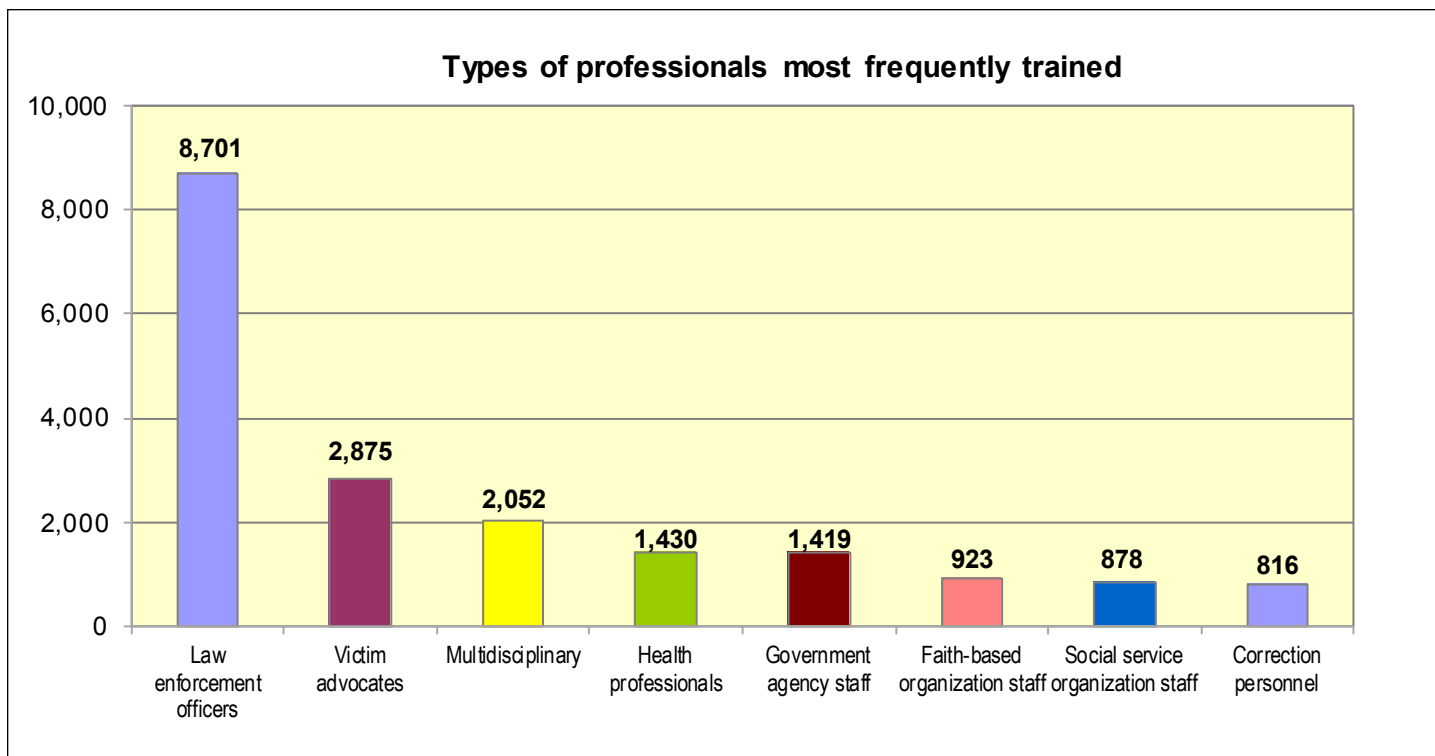
<sup>7</sup> Victims/survivors may have been abused by more than one offender and/or may have experienced more than one type of victimization, so the total for each victimization category (when unknowns are included) may be higher than the total number of victims/survivors served in each of those categories. Percentages presented here are based on the total number of known relationships in each victimization category.

**Training:** ICJR Program grantees train professionals to improve the response to victims/survivors of sexual assault, domestic violence, dating violence, and stalking, and to increase offender accountability.

Number of grantees using funds for training: **91** (57% of all grantees reporting)

Total number of people trained: **25,844**

Number of training events: **1,187**



### Topics on which grantees most frequently provided training

Training topic	Number of grantees training on this topic	Training topic	Number of grantees training on this topic
Advocate response	69	Criminal court procedures	50
Domestic violence overview, dynamics and services	68	Domestic violence statutes/codes	49
Law enforcement response	67	Dating violence overview, dynamics, and services	48
Safety planning for victims/survivors	61	Response teams (DART, DVRT, SART)	47
Coordinated community response	59	Prosecution response	46
Sexual assault overview, dynamics and services	54	Protection orders	45
Confidentiality	51	Stalking overview, dynamics, and services	43

**Staff:** ICJR Program staff provide victim services, training, law enforcement activities, prosecution, court services, supervision of offenders, and batterer intervention programs to increase victim safety and offender accountability.

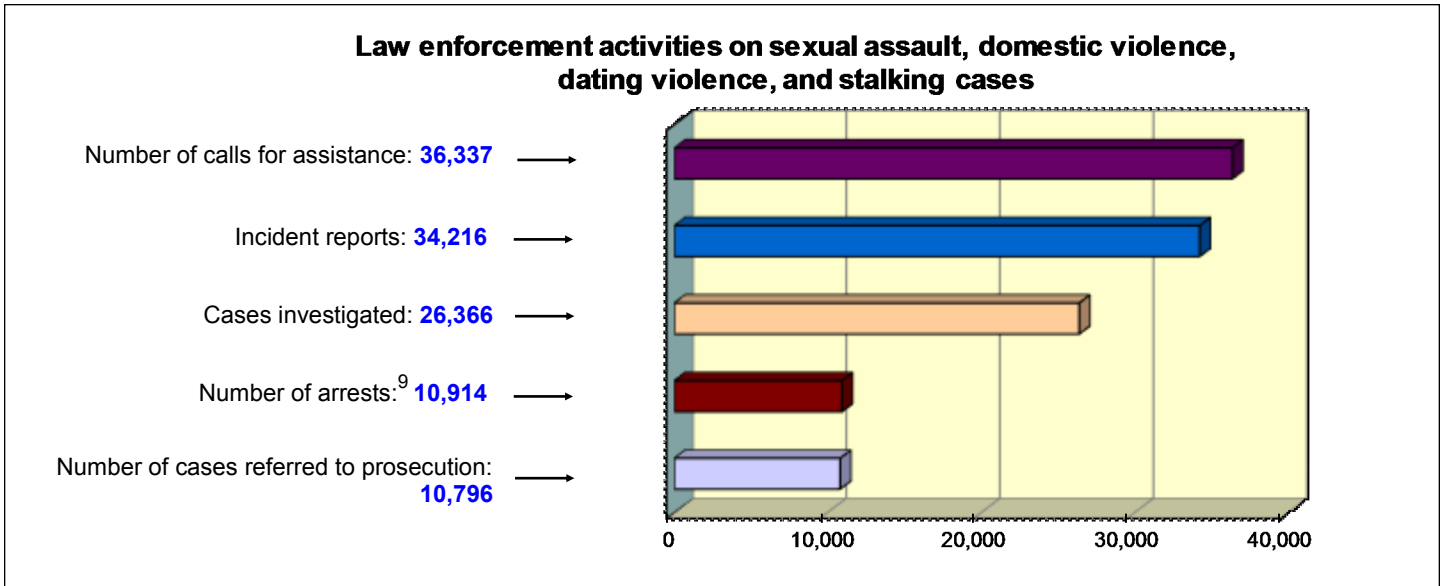
Number of grantees using funds for staff: **153** (96% of all grantees reporting)

<b>Total number of full time equivalent staff funded<sup>8</sup></b>	<b>396</b>
Victim advocate (37% of all staff funded)	147
Program coordinator (14%)	55
Law enforcement officer (7%)	28
Prosecutor (7%)	28
Victim assistant (6%)	24
Administrator (5%)	19
Probation officer/offender monitor (4%)	16
Attorney (4%)	15
Legal advocate (4%)	14
Support staff (3%)	11
Investigator (2%)	8
Trainer (2%)	8
Court personnel (1%)	5
Paralegal (1%)	5
Counselor (1%)	3
Sexual assault nurse examiner/sexual assault forensic examiner (1%)	2
Translator/interpreter (1%)	2
Information technology staff (<1%)	1

<sup>8</sup>Categories are rounded to the nearest whole number and only categories with at least one FTE after rounding are included.

## Law Enforcement

Number of grantees using funds for law enforcement: **38** (24% of all grantees reporting)



## Prosecution

Number of grantees using funds for prosecution: **28** (18% of all grantees reporting)

### Prosecution of sexual assault, domestic violence, dating violence, and stalking cases

<b>Number of cases received, accepted for prosecution, declined, or transferred<sup>10</sup></b>	<ul style="list-style-type: none"> <li>• <b>34,414</b> cases were received</li> <li>• <b>25,344</b> cases were accepted for prosecution</li> <li>• <b>7,838</b> cases were declined</li> <li>• <b>658</b> cases were transferred to higher or lower court outside grant-funded jurisdiction</li> </ul>
<b>Number of cases disposed of<sup>11</sup></b>	<b>25,236</b>
<b>Cases resulting in convictions and deferred adjudications</b>	<p><b>11,927</b> <b>47%<sup>12</sup></b> of all cases disposed of resulted in convictions or deferred adjudications</p> <ul style="list-style-type: none"> <li>• 46%<sup>12</sup> of domestic violence/dating violence cases resulted in a conviction or deferred adjudication: 10,571 cases out of 23,071 disposed of</li> <li>• 69%<sup>12</sup> of sexual assault cases resulted in a conviction or deferred adjudication: 406 cases out of 589 disposed of</li> <li>• 54%<sup>12</sup> of stalking cases resulted in a conviction or deferred adjudication: 62 cases out of 115 disposed of</li> </ul>

<sup>9</sup> The number of arrests includes 357 arrests for violation of bail bond and 1,108 arrests for violation of protection order. This number does not include dual arrests.

<sup>10</sup> Cases accepted, declined, or transferred in the current reporting period may have been received by prosecution in a previous reporting period.

<sup>11</sup> Cases disposed of in the current reporting period may include cases received by prosecution in a previous reporting period.

<sup>12</sup> Deferred adjudications accounted for 10% of all convictions, 11% of domestic violence/dating violence convictions, 5% of sexual assault convictions, and 5% of stalking convictions.

## Courts

Number of grantees using funds for courts: **5** (3% of all grantees reporting)

Total number of new cases: **1,570**

Total number of cases disposed of: **830**

Disposition of cases	
<b>Domestic violence/ dating violence</b>	<b>673</b> <ul style="list-style-type: none"> <li><b>385</b> cases were dismissed (57%)</li> <li><b>287</b> cases resulted in a conviction or deferred adjudication (43%)<sup>13</sup></li> <li><b>1</b> case was acquitted (&lt;1%)</li> </ul>
<b>Sexual assault</b>	<b>1</b> <ul style="list-style-type: none"> <li><b>1</b> case was dismissed (100%)</li> </ul>

Dispositions of violations of probation and other court orders	
Courts monitor offenders' compliance with court orders. The data reported below reflect the sanctions most frequently imposed for violations that were disposed of during the current report period.	
Violations of probation and court orders	Dispositions <sup>14</sup>
Protection order (35)	34% (12) had conditions added 34% (12) received a fine
New criminal behavior (46)	87% (40) had partial or full revocation of probation 13% (6) had conditions added
Failure to attend batterer intervention program (BIP) (24)	67% (16) had partial or full revocation of probation 21% (5) had conditions added
Failure to attend mandated offender treatment (does not include BIP) (12)	100% (12) had partial or full revocation of probation
Other condition of probation or parole (9)	56% (5) received a verbal/written warning 22% (2) had conditions added 22% (2) had partial or full revocation of probation

Judicial monitoring
✦ <b>961</b> offenders were reviewed and <b>1,669</b> individual review hearings were conducted

<sup>13</sup> Deferred adjudications accounted for 55% of domestic violence/dating violence convictions.

<sup>14</sup> Only the top two dispositions for each type of violation are presented. Partial or full revocation of probation results in incarceration.

## Probation and Parole

Number of grantees using funds for probation: **18** (11% of all grantees reporting)

Total number of offenders: **5,123** (3,891 continuing, 1,232 new)

### Dispositions of violations of probation

Probation officers monitor offenders to review progress and compliance with conditions of probation. The data reported below reflect the sanctions most frequently imposed for violations that were disposed of during the current report period.

Violations of probation	Dispositions of violations <sup>15</sup>
Protection order (245)	64% (158) had partial or full revocation of probation 20% (49) received a verbal/written warning
New criminal behavior (290)	76% (221) had partial or full revocation of probation 9% (27) received additional conditions
Failure to attend mandated batterer intervention program (BIP) (409)	58% (238) had partial or full revocation of probation 19% (78) received a verbal/written warning
Failure to attend mandated offender treatment (does not include BIP) (205)	60% (122) had partial or full revocation of probation 18% (37) received a verbal/written warning
Other condition of probation or parole (740)	75% (556) had partial or full revocation of probation 10% (72) received additional conditions

### Offender monitoring

- ◆ **3,938** offenders received **29,597** face-to-face monitoring contacts
- ◆ **3,545** offenders received **24,772** telephone monitoring contacts
- ◆ **2,428** offenders received **13,184** unscheduled surveillance contacts

### Outreach to victims/survivors

In addition to offender monitoring, probation officers also contact victims/survivors as an additional strategy to increase victim/survivor safety.

- ◆ **2,441** victims/survivors received **4,101** contacts

**Protection Orders:** ICJR Program grantees report community-wide data on the number of protection orders granted in jurisdictions receiving ICJR Program funds.

Total number of temporary and permanent orders granted: **202,726**

<sup>15</sup> Only the top two dispositions for each type of violation are presented. Partial or full revocation of probation results in incarceration.