




July 1, 2014 – December 31, 2014
Office on Violence Against Women
Grants to Encourage Arrest Policies
and Enforcement of
Protection Orders Program
(Arrest Program)^{1,2}

The purpose of the Arrest Program is to encourage state, local, and tribal governments and state, local, and tribal courts to treat sexual assault, domestic violence, dating violence, and stalking as serious violations of criminal law requiring coordination with nonprofit, nongovernmental victim advocates and representatives from the criminal justice system. This program challenges the whole community to communicate, identify problems, and share ideas that will result in new responses and the application of best practices to enhance victim safety and offender accountability.

| | |
|------------------------------|-----|
| Number of grantees reporting | 169 |
|------------------------------|-----|

Victim Services: Arrest Program grantees provided services to **45,481** victims/survivors of sexual assault, domestic violence, dating violence, and stalking to help them become and remain safe from violence.

Number of grantees using funds for victim services: **132** (78% of all grantees reporting)



¹ This report contains selected data submitted by Arrest Program grantees on a semi-annual progress report.

² Throughout this document, the sum of percentages may not equal 100 due to rounding.

³ Percentages are based on victims/survivors seeking services.

Victim services and demographics: Arrest Program grantees provided an array of services to victims/survivors of sexual assault, domestic violence, dating violence, and stalking. These services include victim advocacy (actions designed to help the victim/survivor obtain needed resources or services), crisis intervention, and legal advocacy (assistance navigating the criminal and/or civil legal system). Victims/survivors receive safety planning, referrals, and information as needed.

Victims/survivors served or partially served by type of victimization:

- Domestic violence/dating violence: **41,972** (92% of those receiving services)
- Sexual assault: **2,644** (6%)
- Stalking: **865** (2%)

Number of victims/survivors receiving the following services:

Victim/survivor advocacy: **27,200** (60% of those receiving services)
 Crisis intervention: **20,650** (45%)
 Criminal justice advocacy/court accompaniment: **13,165** (29%)
 Civil legal advocacy/court accompaniment: **12,506** (27%)
 Counseling services/support group: **10,357** (23%)
 Civil legal assistance: **2,347** (5%)
 Language services: **2,291** (5%)
 Hospital/clinic/other medical response: **1,239** (3%)
 Transportation: **1,147** (3%)

Number of hotline calls from victims/survivors: 39,337

Number of victim witness notification/outreach activities: 35,509

Demographic data:

Gender⁴

- Female: **40,370** (90%)
- Male: **4,493** (10%)

Race/ethnicity^{4,5}

- White: **17,279** (42%)
- Black or African American: **12,613** (31%)
- Hispanic or Latino: **9,634** (24%)
- Asian: **1,381** (3%)
- American Indian or Alaska Native: **595** (1%)
- Native Hawaiian or Other Pacific Islander: **169** (<1%)

Other demographics⁶

- Limited English proficiency: **4,981** (11% of those receiving services)
- Immigrants/refugees/asylum seekers: **4,328** (10%)
- Disabilities: **2,618** (6%)
- Rural: **2,541** (6%)

Relationship to offender⁷

- Domestic violence/dating violence
 - Current or former spouse or intimate partner: **27,129** (66%)
 - Dating relationship: **10,349** (25%)
 - Other family member: **3,105** (8%)
 - Acquaintance: **532** (1%)
- Sexual assault
 - Current or former spouse or intimate partner: **772** (29%)
 - Acquaintance: **890** (34%)
 - Other family member: **373** (14%)
 - Stranger: **365** (14%)
 - Dating relationship: **253** (10%)
- Stalking
 - Current or former spouse or intimate partner: **507** (53%)
 - Acquaintance: **202** (21%)
 - Dating relationship: **176** (18%)
 - Stranger: **40** (4%)
 - Other family member: **35** (4%)

⁴ Percentages are based on victims/survivors receiving services for whom this information was known.

⁵ Some victims/survivors may identify with more than one race/ethnicity, so the total number reported in race/ethnicity may be higher than the total number of victims/survivors served.

⁶ Because victims/survivors may be represented in more than one of these categories, or not at all, the total for this category may be higher or lower than the total number of victims/survivors served.

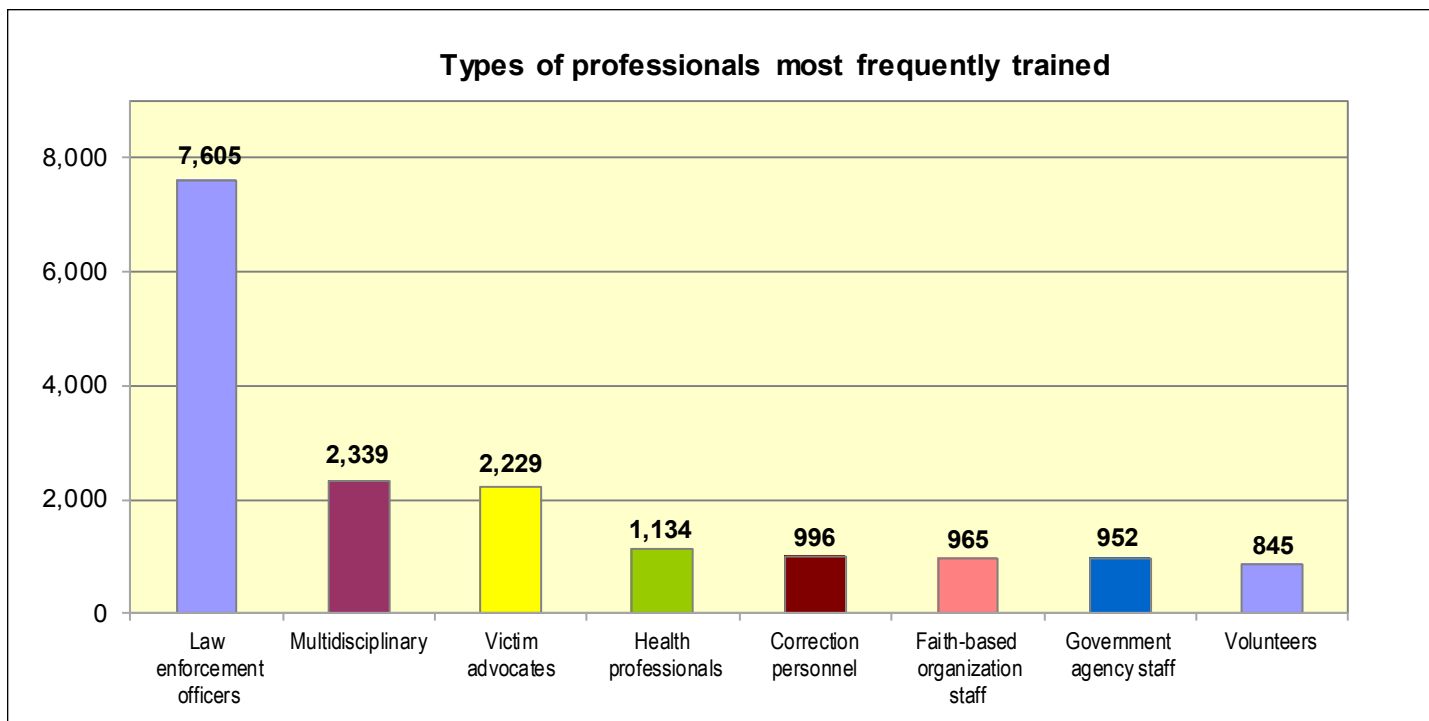
⁷ Victims/survivors may have been abused by more than one offender and/or may have experienced more than one type of victimization, so the total for each victimization category (when unknowns are included) may be higher than the total number of victims/survivors served in each of those categories. Percentages presented here are based on the total number of known relationships in each victimization category.

Training: Arrest Program grantees train professionals to improve the response to victims/survivors of sexual assault, domestic violence, dating violence, and stalking, and to increase offender accountability.

Number of grantees using funds for training: **109** (64% of all grantees reporting)

Total number of people trained: **23,761**

Number of training events: **1,204**



Topics on which grantees most frequently provided training

| Training topic | Number of grantees training on this topic | Training topic | Number of grantees training on this topic |
|--|---|--|---|
| Advocate response | 86 | Domestic violence statutes/codes | 61 |
| Law enforcement response | 82 | Confidentiality | 60 |
| Safety planning for victims/survivors | 78 | Protection orders | 60 |
| Domestic violence overview, dynamics, and services | 77 | Stalking overview, dynamics, and services | 59 |
| Coordinated community response | 71 | Civil court procedures | 55 |
| Criminal court procedures | 66 | Dating violence overview, dynamics, and services | 55 |
| Sexual assault overview, dynamics, and services | 64 | Prosecution response | 54 |

Staff: Arrest Program staff provide victim services, training, law enforcement activities, prosecution, court services, supervision of offenders, and batterer intervention programs to increase victim safety and offender accountability.

Number of grantees using funds for staff: **162** (96% of all grantees reporting)

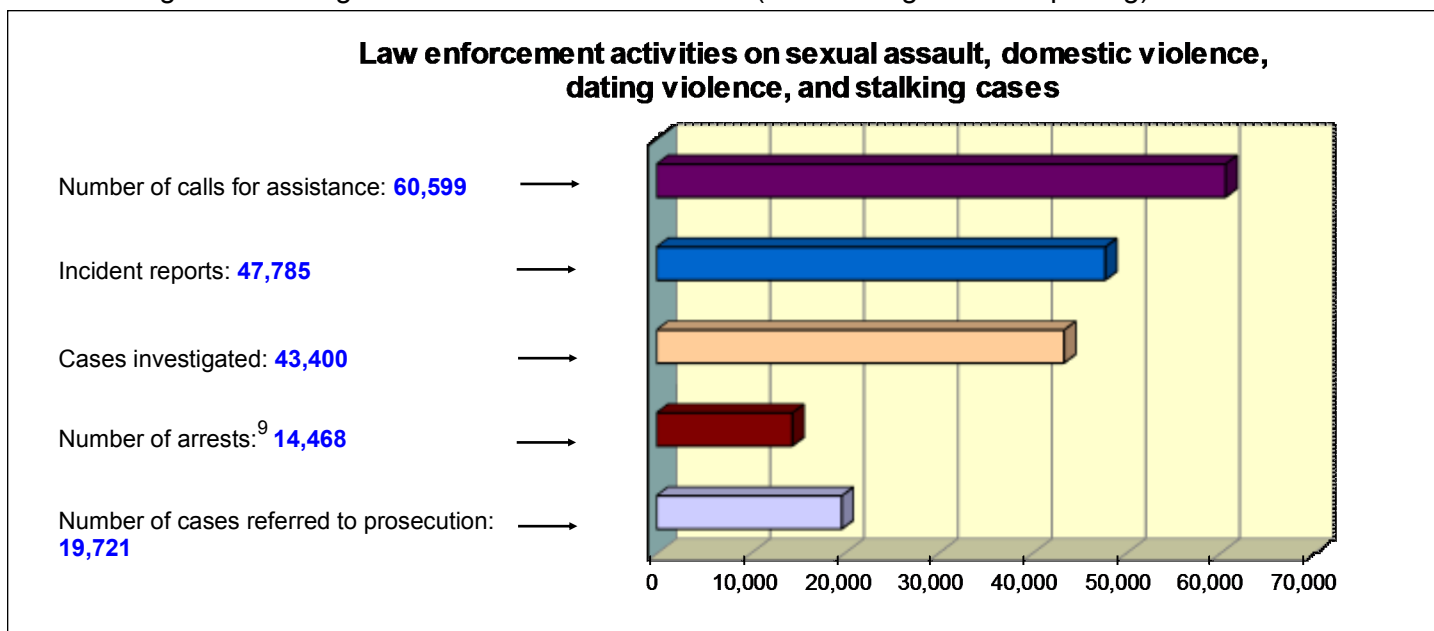
| | |
|--|------------|
| Total number of full time equivalent staff funded⁸ | 477 |
| Victim advocate (33% of all staff funded) | 157 |
| Program coordinator (14%) | 65 |
| Victim assistant (9%) | 41 |
| Prosecutor (7%) | 34 |
| Law enforcement officer (7%) | 32 |
| Legal advocate (5%) | 22 |
| Administrator (4%) | 21 |
| Support staff (4%) | 21 |
| Investigator (3%) | 15 |
| Attorney (3%) | 13 |
| Probation officer/offender monitor (3%) | 12 |
| Court personnel (2%) | 10 |
| Paralegal (2%) | 9 |
| Trainer (1%) | 7 |
| Information technology staff (1%) | 5 |
| Counselor (1%) | 3 |
| Sexual assault nurse examiner/sexual assault forensic examiner (<1%) | 2 |
| Translator/interpreter (<1%) | 2 |

⁸Categories are rounded to the nearest whole number and only categories with at least one FTE after rounding are included.

Arrest Program grantees report criminal justice data for the entire jurisdiction receiving funds.

Law Enforcement

Number of grantees using funds for law enforcement: **41** (24% of all grantees reporting)



Prosecution

Number of grantees using funds for prosecution: **41** (24% of all grantees reporting)

| Prosecution of sexual assault, domestic violence, dating violence, and stalking cases | |
|--|---|
| Number of cases received, accepted for prosecution, declined, or transferred ¹⁰ | <ul style="list-style-type: none"> • 38,478 cases were received • 28,760 cases were accepted for prosecution • 7,935 cases were declined • 728 cases were transferred to higher or lower court outside grant-funded jurisdiction |
| Number of cases disposed of ¹¹ | 28,784 |
| Cases resulting in convictions and deferred adjudications | <p>15,977 56%¹² of all cases disposed of resulted in convictions or deferred adjudications</p> <ul style="list-style-type: none"> • 54%¹² of domestic violence/dating violence cases resulted in a conviction or deferred adjudication: 13,971 cases out of 26,006 disposed of • 67%¹² of sexual assault cases resulted in a conviction or deferred adjudication: 402 cases out of 600 disposed of • 73%¹² of stalking cases resulted in a conviction or deferred adjudication: 133 cases out of 181 disposed of |

⁹ All arrests made by law enforcement, except dual arrests.

¹⁰ Cases accepted, declined, or transferred in the current reporting period may have been received by prosecution in a previous reporting period.

¹¹ Cases disposed of in the current reporting period may include cases received by prosecution in a previous reporting period.

¹² Deferred adjudications accounted for 10% of all convictions, 10% of domestic violence/dating violence convictions, 4% of sexual assault convictions, and 5% of stalking convictions.

Courts

Number of grantees using funds for courts: **9** (5% of all grantees reporting)

Total number of new cases: **3,779**

Total number of cases disposed of: **1,774**

| Disposition of cases | |
|---|---|
| Domestic violence/ dating violence | 1,448 <ul style="list-style-type: none"> • 920 cases resulted in a conviction or deferred adjudication (64%)¹³ • 520 cases were dismissed (36%) • 8 cases were acquitted (1%) |
| Sexual assault | 38 <ul style="list-style-type: none"> • 38 cases resulted in a conviction or deferred adjudication (100%)¹³ |
| Stalking | 18 <ul style="list-style-type: none"> • 14 cases resulted in a conviction or deferred adjudication (78%)¹³ • 4 cases were dismissed (22%) |

Dispositions of violations of probation and other court orders

Courts monitor offenders' compliance with court orders. The data reported below reflect the sanctions most frequently imposed for violations that were disposed of during the current report period.

| Violations of probation and court orders | Dispositions ¹⁴ |
|--|---|
| Protection order (68) | 38% (26) received verbal/written warning 34% (23) had partial or full revocation of probation |
| New criminal behavior (237) | 68% (160) had partial or full revocation of probation 19% (45) received additional conditions |
| Failure to attend batterer intervention program (BIP) (390) | 57% (222) had partial or full revocation of probation 25% (98) received additional conditions |
| Failure to attend mandated offender treatment (does not include BIP) (365) | 71% (259) had partial or full revocation of probation 13% (48) received a fine |
| Other condition of probation or parole (1,101) | 67% (735) had partial or full revocation of probation 16% (181) received additional conditions |

Judicial monitoring

◆ **2,286** offenders were reviewed and **3,810** individual review hearings were conducted

¹³ Deferred adjudications accounted for 39% of domestic violence/dating violence convictions, 8% of sexual assault convictions, and 7% of stalking convictions.

¹⁴ Only the top two dispositions for each type of violation are presented. Partial or full revocation of probation results in incarceration.

Probation and Parole

Number of grantees using funds for probation: **17** (10% of all grantees reporting)

Total number of offenders: **5,306** (4,168 continuing, 1,138 new)

Dispositions of violations of probation

Probation officers monitor offenders to review progress and compliance with conditions of probation. The data reported below reflect the sanctions most frequently imposed for violations that were disposed of during the current report period.

| Violations of probation | Dispositions of violations ¹⁵ |
|--|---|
| Protection order (221) | 67% (149) had partial or full revocation of probation 15% (33) received additional conditions |
| New criminal behavior (245) | 70% (171) had partial or full revocation of probation 15% (36) received additional conditions |
| Failure to attend mandated batterer intervention program (BIP) (304) | 62% (188) had partial or full revocation of probation 15% (45) received additional conditions |
| Failure to attend mandated offender treatment (does not include BIP) (181) | 58% (105) had partial or full revocation of probation 22% (39) received additional conditions |
| Other condition of probation or parole (661) | 62% (409) had partial or full revocation of probation 19% (128) received additional conditions |

Offender monitoring

- ✦ **4,388** offenders received **26,473** face-to-face monitoring contacts
- ✦ **3,751** offenders received **22,069** telephone monitoring contacts
- ✦ **2,559** offenders received **12,786** unscheduled surveillance contacts

Outreach to victims/survivors

In addition to offender monitoring, probation officers also contact victims/survivors as an additional strategy to increase victim/survivor safety.

- ✦ **2,274** victims/survivors received **4,273** contacts

Protection Orders: Arrest Program grantees report community-wide data on the number of protection orders granted in jurisdictions receiving Arrest Program funds.

Total number of temporary and permanent orders granted: **221,407**

¹⁵ Only the top two dispositions for each type of violation are presented. Partial or full revocation of probation results in incarceration.