



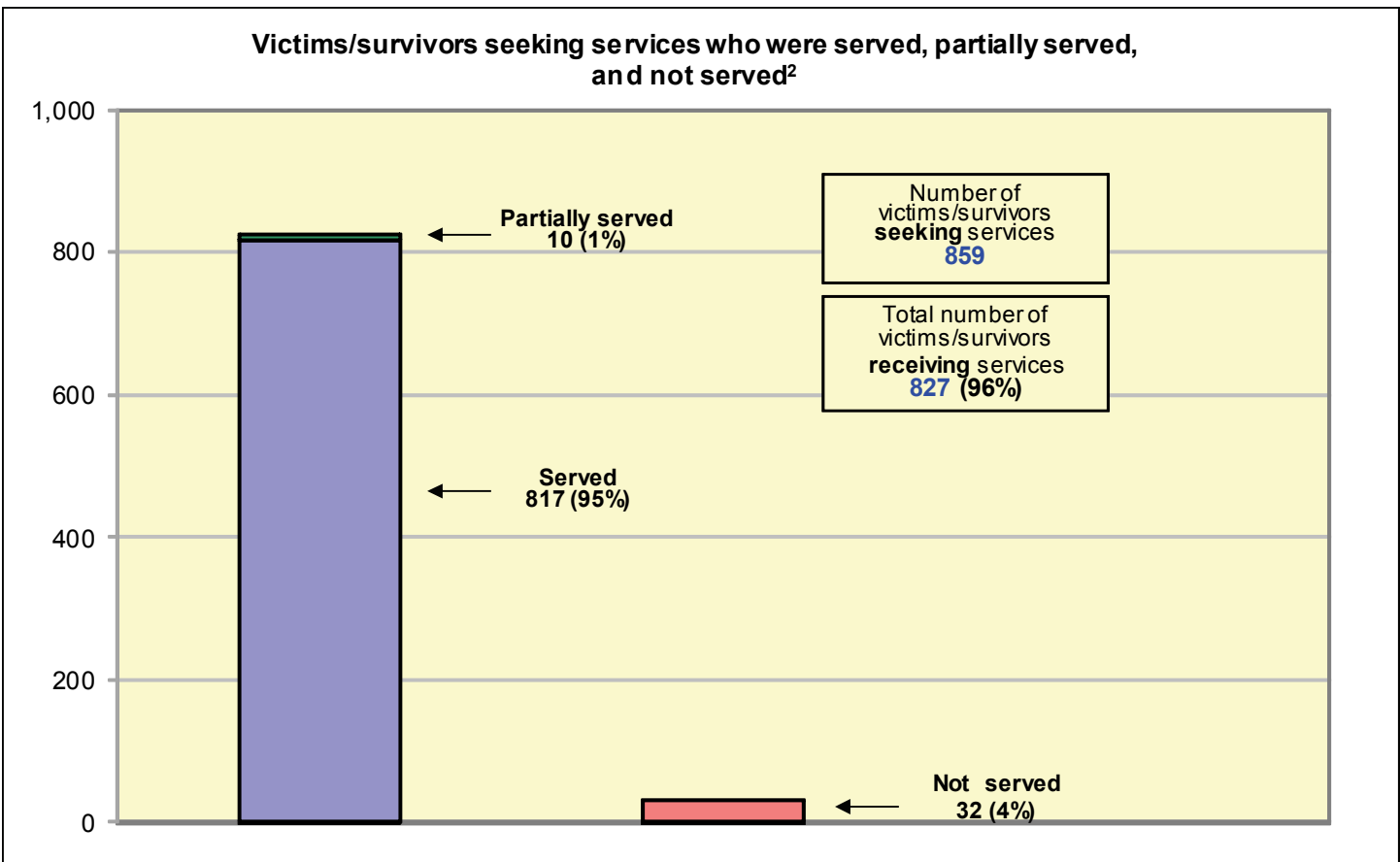
July 1, 2011—December 31, 2011  
 Office on Violence Against Women  
**Recovery Act**  
**Grants to Indian Tribal Governments Program**  
**(Tribal Governments Program)<sup>1</sup>**

The purpose of the Tribal Governments Program is to encourage tribal governments to develop and strengthen the tribal justice system’s response to violence against American Indian and Alaskan Native women, and to improve the services available to victims of sexual assault, domestic violence, dating violence, and stalking in Indian country.

Number of grantees reporting	35
------------------------------	----

**Victim Services:** Tribal Governments Program grantees provided services to more than **800** victims/survivors of sexual assault, domestic violence, dating violence, and stalking to help them become and remain safe from violence.

Number of grantees using funds for victim services: **28** (80% of all grantees reporting)



<sup>1</sup> This report contains selected data submitted by Recovery Act Tribal Governments Program grantees on a semi-annual progress report.

<sup>2</sup> Percentages are based on victims/survivors seeking services.

**Victim services and demographics:** Tribal Governments Program grantees provided an array of services to victims/survivors of sexual assault, domestic violence, dating violence, and stalking. These services include victim advocacy (actions designed to help the victim/survivor obtain needed resources or services), crisis intervention, and legal advocacy (assistance navigating the criminal and/or civil legal system). Victims/survivors receive safety planning, referrals, and information as needed.

**Victims/survivors served or partially served by type of victimization:**

- Domestic violence/dating violence: **703** (85% of those receiving services)
- Sexual assault: **101** (12%)
- Stalking: **23** (3%)

**Number of victims/survivors receiving the following services:**

Type of service provided	Number of victims/survivors	Number of times service was provided
Victim/survivor advocacy	<b>608</b> (74% of those receiving services)	2,708
Crisis intervention	<b>456</b> (55%)	1,173
Transportation	<b>309</b> (37%)	1,492
Counseling services/support group	<b>299</b> (36%)	620
Civil legal advocacy/court accompaniment	<b>220</b> (27%)	522
Cultural advocacy	<b>164</b> (20%)	181
Criminal justice advocacy/court accompaniment	<b>94</b> (11%)	203
Hospital/clinic/medical response	<b>42</b> (5%)	52
Forensic exam	<b>4</b> (<1%)	4

**Number of hotline calls: 2,881**

**Number of victim-witness notification/outreach activities: 533**

**Number of children of victims/survivors receiving services: 490**

**Demographic data:**

**Gender<sup>3</sup>**

- Female: **747** (90%)
- Male: **80** (10%)

**Race/ethnicity<sup>3,4</sup>**

- American Indian or Alaska Native: **700** (85%)
- Native Hawaiian or other Pacific Islander **80** (10%)
- White: **79** (10%)
- Black or African American: **32** (4%)
- Hispanic or Latino: **11** (1%)
- Asian: **1** (<1%)

**Other demographics<sup>5</sup>**

- Rural: **546** (66% of those receiving services)
- Disabilities: **59** (7%)
- Limited English proficiency: **2** (<1%)

**Relationship to offender<sup>6</sup>**

- Domestic violence/dating violence
  - Current or former spouse or intimate partner: **639** (89%)
  - Other family member: **43** (6%)
  - Acquaintance: **23** (3%)
  - Dating relationship: **11** (2%)
  - Stranger: **1** (<1%)
- Sexual assault
  - Current or former spouse or intimate partner: **63** (61%)
  - Other family member: **23** (22%)
  - Acquaintance: **9** (9%)
  - Stranger: **8** (8%)
  - Dating relationship: **1** (1%)
- Stalking
  - Current or former spouse or intimate partner: **13** (57%)
  - Acquaintance: **5** (22%)
  - Other family member: **3** (13%)
  - Dating relationship: **1** (4%)
  - Stranger: **1** (4%)

<sup>3</sup> Percentages are based on victims/survivors receiving services for whom this information was known.

<sup>4</sup> Some victims/survivors may identify with more than one race/ethnicity, so the total number reported in race/ethnicity may be higher than the total number of victims/survivors served.

<sup>5</sup> Because victims/survivors may be represented in more than one of these categories, or not at all, the total for this category may be higher or lower than the total number of victims/survivors served.

<sup>6</sup> Victims/survivors may have been abused by more than one offender and/or may have experienced more than one type of victimization, so the total for each victimization category (when unknowns are included) may be higher than the total number of victims/survivors served in each of those categories. Percentages presented here are based on the total number of known relationships in each victimization category.

**Shelter/Transitional Housing Assistance:** Tribal Government Program grantees provided an array of support services designed to enable victims/survivors, who are fleeing sexual assault, domestic violence, dating violence, and stalking, to locate and secure permanent housing.

Number of grantees using funds for shelter/transitional housing assistance: **17** (61% of all grantees using funds for victim services)

Shelter and transitional housing services:

- ◆ **102** victims/survivors and **130** family received a total of **2,091** emergency shelter bed nights
- ◆ **111** victims/survivors and **156** family members received a total of **23,272** transitional housing bed nights

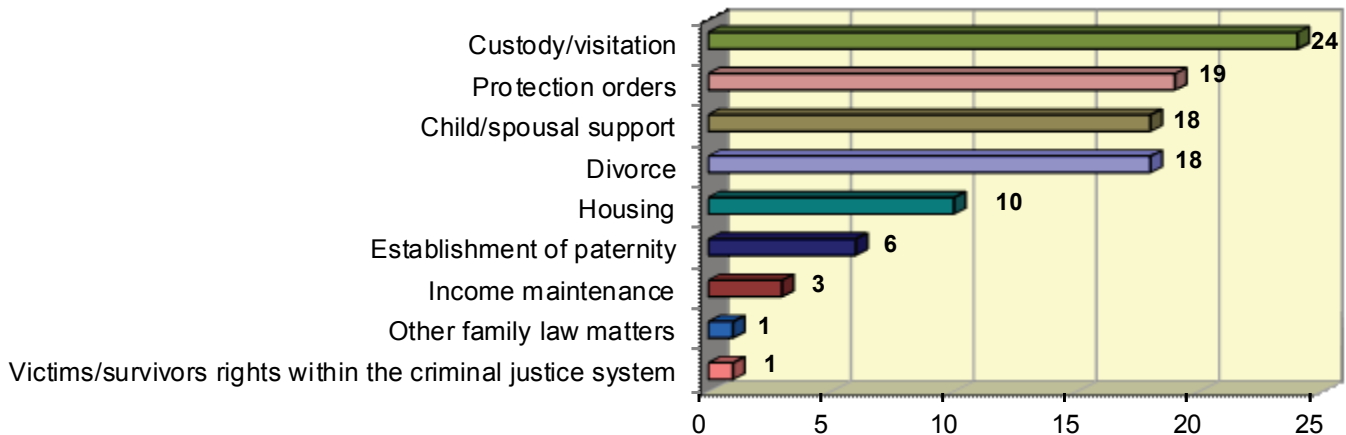
**Legal Services:** Tribal Governments Program grantees may represent victims/survivors of sexual assault, domestic violence, dating violence, and stalking in a variety of legal matters including family law (for example, divorce, child custody, and visitation), protection orders, employment, and housing.

Number of grantees using funds for legal services: **6** (21% of all grantees using funds for victim services)

Number of victims/survivors who received assistance with legal issues: **50**

Number of victims/survivors who received assistance with multiple legal issues: **22**

**Number of victims receiving assistance with legal issues**



**Legal Outcomes:** Tribal Governments Program grantees report on a number of legal outcomes for the cases for which there was a final disposition. These outcomes include provision of information and referral services only; brief services; negotiated resolution; court decision; and/or an administrative decision. Grantees report on the disposition of each legal matter they addressed.

Number of issues disposed of:<sup>7</sup> **217**

Issues	Outcomes <sup>8</sup>
<b>Custody/visitation: 57</b> (26% of all legal issues disposed of)	<ul style="list-style-type: none"> <li>• 37% (21) received information and referrals only</li> <li>• 30% (17) had a court decision</li> <li>• 26% (15) had a negotiated resolution/filed action</li> <li>• 5% (3) received brief services only</li> <li>• 2% (1) victim/survivor withdrew</li> </ul>
<b>Child/spousal support: 49</b> (23% of all legal issues disposed of)	<ul style="list-style-type: none"> <li>• 37% (18) had a negotiated resolution/filed action</li> <li>• 37% (18) received information and referrals only</li> <li>• 18% (9) had a court decision</li> <li>• 6% (3) received brief services only</li> <li>• 2% (1) victim/survivor withdrew</li> </ul>
<b>Divorce: 46</b> (21% of all legal issues disposed of)	<ul style="list-style-type: none"> <li>• 41% (19) received information and referrals only</li> <li>• 35% (16) had a negotiated resolution/filed action</li> <li>• 22% (10) had a court decision</li> <li>• 2% (1) victim/survivor withdrew</li> </ul>
<b>Protection orders: 36</b> (17% of all legal issues disposed of)	<ul style="list-style-type: none"> <li>• 36% (13) received information and referrals only</li> <li>• 28% (10) had a negotiated resolution/filed action</li> <li>• 25% (9) victims/survivors withdrew</li> <li>• 6% (2) had a court decision</li> <li>• 6% (2) received brief services only</li> </ul>

<sup>7</sup> The total number of outcomes includes all dispositions for all categories of issues. Only the top four categories of legal issues disposed of are presented.

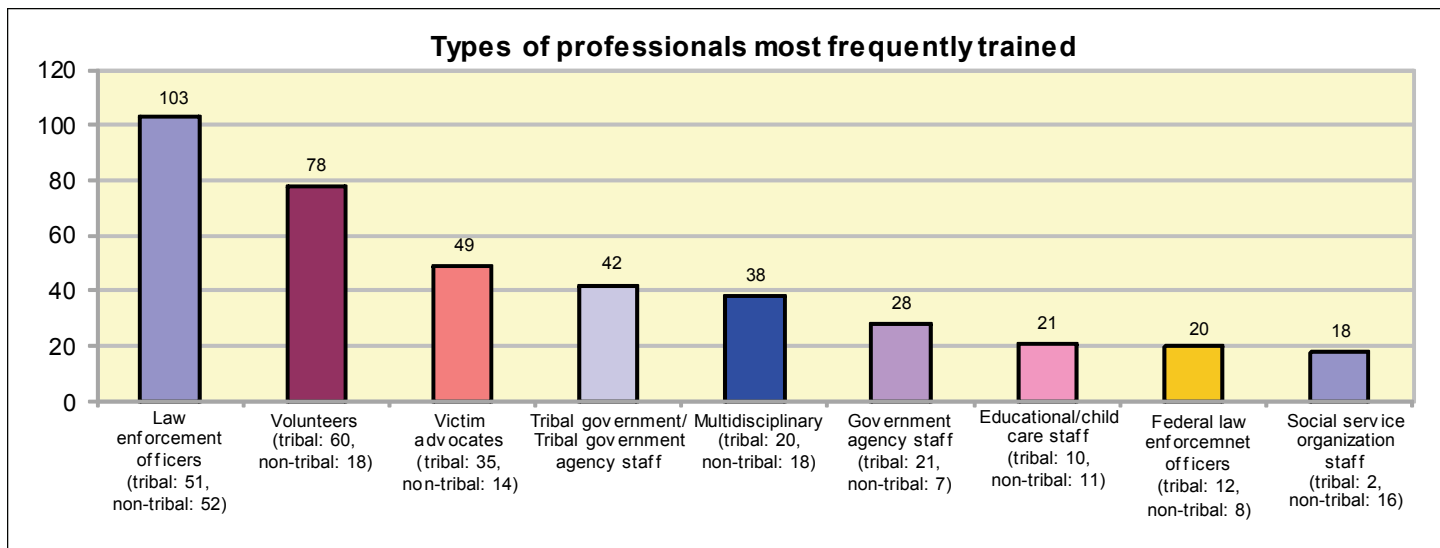
<sup>8</sup> Percentages for types of outcomes are based on the number of issues disposed of in each category.

**Training:** Tribal Governments Program grantees train professionals to improve the response to victims/survivors of sexual assault, domestic violence, dating violence, and stalking and to increase offender accountability.

Number of grantees using funds for training: **6** (17% of all grantees reporting)

Total number of people trained: **494** (tribal: **297**; non-tribal: **197**)

Number of training events: **18**



**Topics on which grantees provided training<sup>9</sup>**

Training topic	Number of grantees training on this topic	Training topic	Number of grantees training on this topic
Sexual assault overview, dynamics, and services	6	Criminal court procedures	3
Advocacy for American Indian and/or Alaska Native women	5	Cultural issues specific to American Indians and/or Alaska Natives	3
Domestic violence overview, dynamics, and services	5	Dating violence overview, dynamics, and services	3
Issues specific to American Indian or Alaska Native victims/survivors who live in rural areas	5	Judicial response	3
Confidentiality	4	Law enforcement response	3
Safety planning for victims/survivors	4	Prosecution response	3
Community response to sexual assault	3	Protection orders (including full faith and credit)	3
Coordinated community response	3	Sexual assault forensic examinations	3

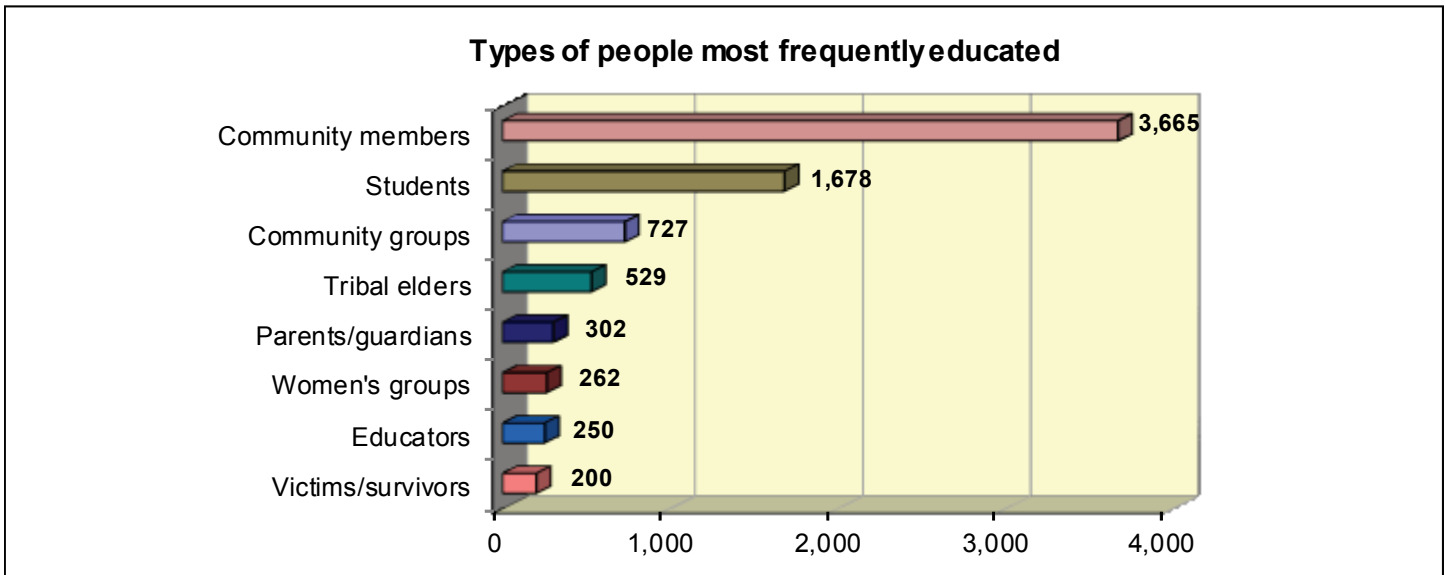
<sup>9</sup> Not all topics reported by grantees are presented here.

**Community Education:** Tribal Governments Program staff provide general information to the community to increase awareness of sexual assault, domestic violence, dating violence, and stalking.

Number of grantees using funds for community education: **20** (57% of all grantees reporting)

Total number of people educated: **7,793**

Number of outreach activities: **160**



**Topics on which grantees provided education<sup>10</sup>**

Education topic	Number of grantees educating on this topic	Education topic	Number of grantees educating on this topic
Domestic violence/dating violence prevention program	16	Healthy relationships/domestic violence/dating violence prevention (6-12th grade)	9
Domestic violence overview, dynamics, and services	15	How to help American Indian or Alaska Native victims/survivors who have substance abuse issues	9
How to help American Indian or Alaska Native victims/survivors who live in rural areas	15	Youth awareness of sexual assault, domestic violence/dating violence, and stalking	8
Dating violence overview, dynamics, and services	13	Stalking overview, dynamics, and services	7
Healthy relationships/domestic violence/dating violence prevention (community)	11	How to help American Indian or Alaska Native victims/survivors who are elderly	6
Safety planning	11	How to help American Indian or Alaska Native victims/survivors who are geographically isolated	6
Sexual assault overview, dynamics, and services	10	How to help American Indian or Alaska Native victims/survivors who have disabilities	6

<sup>10</sup> Not all topics reported by grantees are presented here.

**Staff:** Tribal Governments Program staff provide victim services, training, community education, law enforcement activities, prosecution, court services, supervision of offenders, and batterer intervention programs to increase victim/survivor safety and offender accountability.

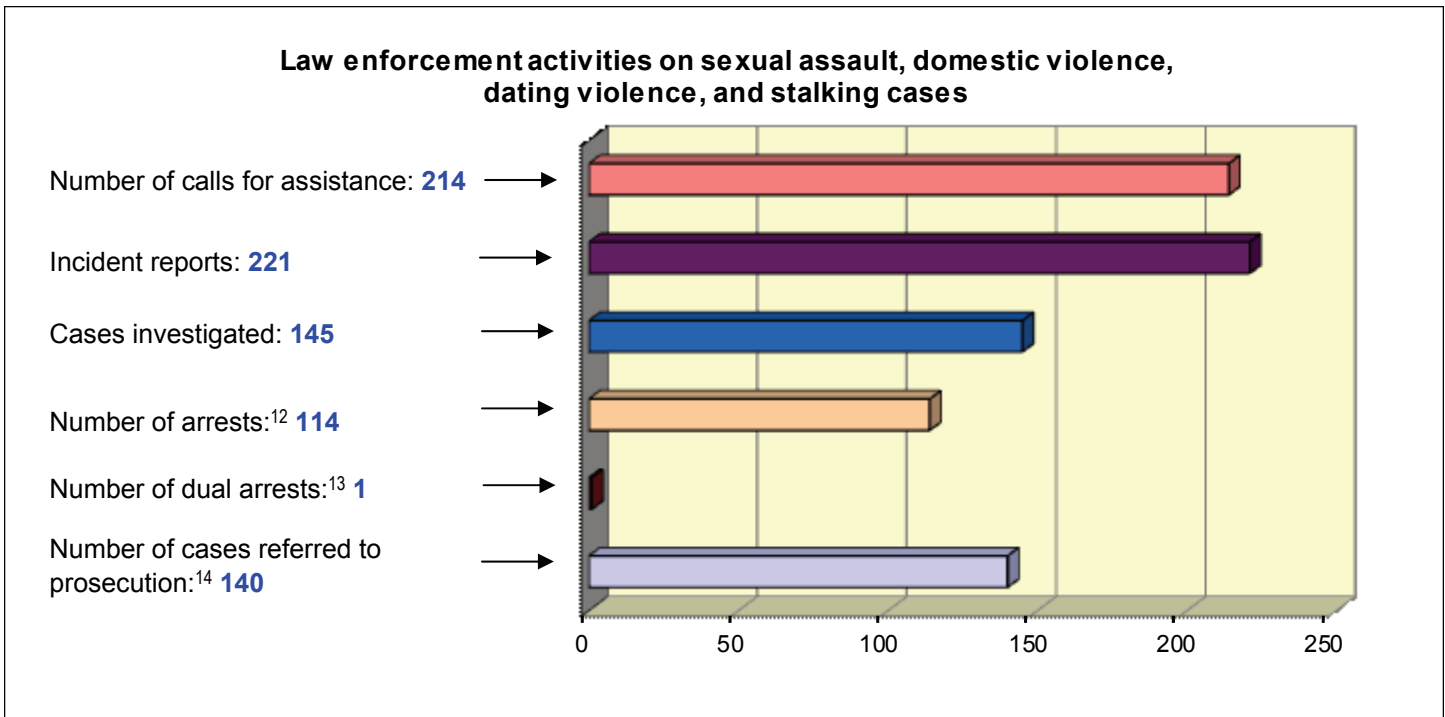
Number of grantees using funds for staff: **33** (94% of all grantees reporting)

<b>Total number of full time equivalent staff funded<sup>11</sup></b>	<b>66</b>
Victim advocate (32% of all staff funded)	21
Administrator (17%)	11
Program coordinator (12%)	8
Case manager (11%)	7
Trainer/educator (6%)	4
Support staff (6%)	4
Outreach staff (3%)	2
Prosecutor (3%)	2
Attorney (2%)	1
Child care worker (2%)	1
Counselor (2%)	1
Court personnel (2%)	1
Law enforcement officer (2%)	1
Legal advocate (2%)	1
Probation officer/offender monitor (2%)	1
Victim-witness specialist/coordinator (2%)	1

<sup>11</sup> Categories are rounded to the nearest whole number and only categories with at least one full FTE after rounding are included.

## Law Enforcement

Number of grantees using funds for law enforcement: **3** (9% of all grantees reporting)



## Prosecution

Number of grantees using funds for prosecution: **2** (6% of all grantees reporting)

### Prosecution of sexual assault, domestic violence, dating violence, and stalking cases

<b>Number of cases received, accepted for prosecution, or declined<sup>15</sup></b>	<ul style="list-style-type: none"> <li>• <b>223</b> cases were received</li> <li>• <b>148</b> cases were accepted for prosecution</li> <li>• <b>21</b> cases were declined</li> </ul>
<b>Number of cases disposed of<sup>16</sup></b>	<b>132</b>
<b>Cases resulting in convictions and deferred adjudications</b>	<p><b>115</b> <b>87%</b> of all cases disposed of resulted in convictions or deferred adjudications</p> <ul style="list-style-type: none"> <li>• 88% of domestic violence/dating violence cases resulted in a conviction or deferred adjudication: 93 cases out of 106 disposed of</li> <li>• 75% of sexual assault cases resulted in a conviction or deferred adjudication: 3 cases out of 4 disposed of</li> <li>• 33% of stalking cases resulted in a conviction or deferred adjudication: 1 case out of 3 disposed of</li> </ul>

<sup>12</sup> All arrests made by law enforcement, except dual arrests.

<sup>13</sup> Domestic violence or dating violence incidents in which both parties were arrested.

<sup>14</sup> There were 57 cases referred to tribal prosecutors; 80 to local or state law enforcement or prosecutors; and 3 to federal law enforcement or prosecutors.

<sup>15</sup> Cases accepted or declined in the current reporting period may have been received by prosecution in a previous reporting period.

<sup>16</sup> Cases disposed of in the current reporting period may include cases received by prosecution in a previous reporting period.