



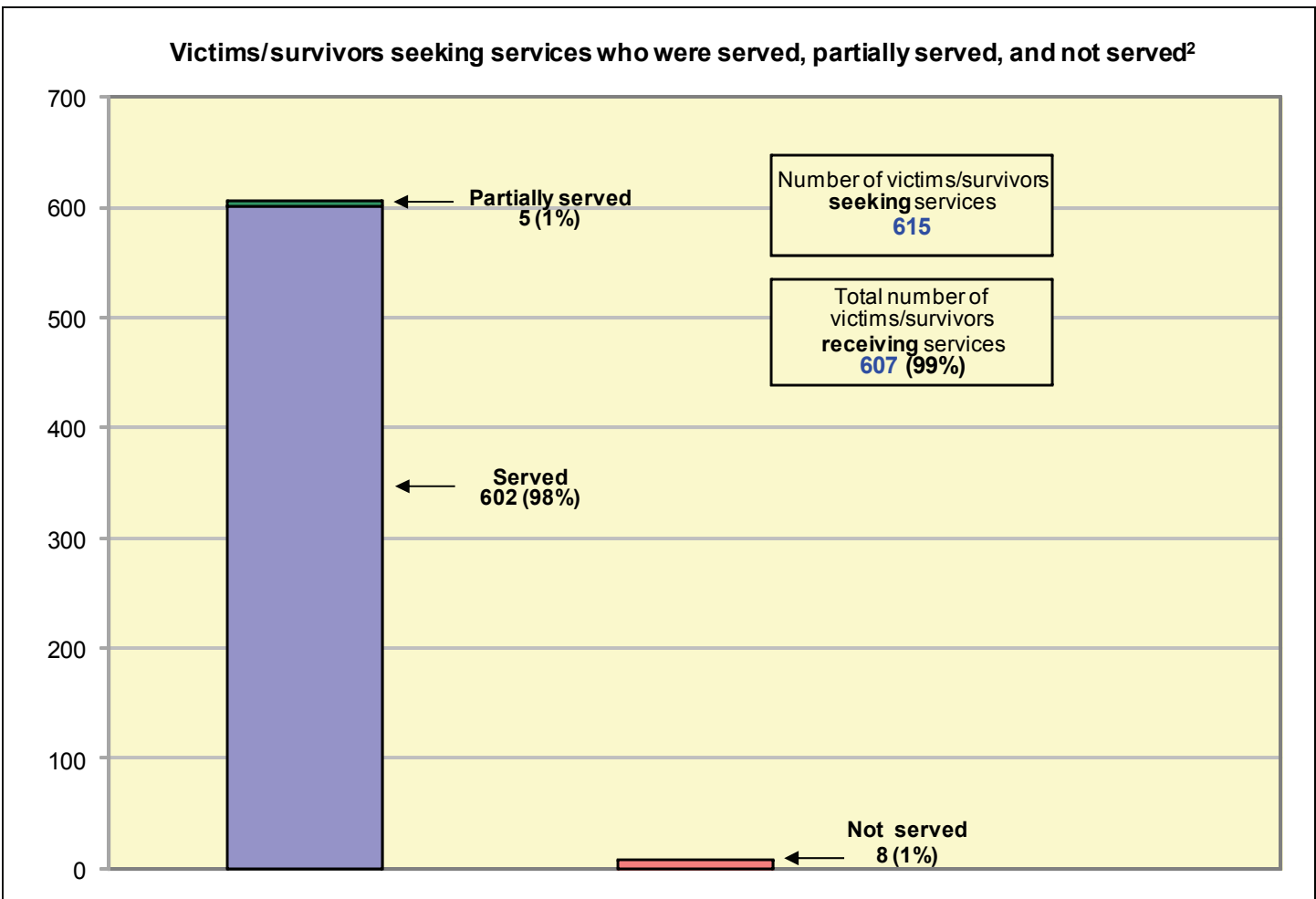
Recovery Act
Grants to Indian Tribal Governments Program
(Tribal Governments Program)¹

The purpose of the Tribal Governments Program is to encourage tribal governments to develop and strengthen the tribal justice system’s response to violence against American Indian and Alaskan Native women, and to improve the services available to victims of sexual assault, domestic violence, dating violence, and stalking in Indian country.

Number of grantees reporting	31
------------------------------	----

Victim Services: Tribal Governments Program grantees provided services to more than **600** victims/survivors of sexual assault, domestic violence, dating violence, and stalking to help them become and remain safe from violence.

Number of grantees using funds for victim services: **20** (65% of all grantees reporting)



¹ This report contains selected data submitted by Recovery Act Tribal Governments Program grantees on a semi-annual progress report.

² Percentages are based on victims/survivors seeking services.

Victim services and demographics: Tribal Governments Program grantees provided an array of services to victims/survivors of sexual assault, domestic violence, dating violence, and stalking. These services include victim advocacy (actions designed to help the victim/survivor obtain needed resources or services), crisis intervention, and legal advocacy (assistance navigating the criminal and/or civil legal system). Victims/survivors receive safety planning, referrals, and information as needed.

Victims/survivors served or partially served by type of victimization:

- Domestic violence/dating violence: **522** (86% of those receiving services)
- Sexual assault: **74** (12%)
- Stalking: **11** (2%)

Number of victims/survivors receiving the following services:

Type of service provided	Number of victims/survivors	Number of times service was provided
Victim/survivor advocacy	383 (63% of those receiving services)	1,397
Crisis intervention	362 (60%)	897
Counseling services/support group	324 (53%)	1,360
Transportation	236 (39%)	470
Civil legal advocacy/court accompaniment	115 (19%)	272
Cultural advocacy	70 (12%)	74
Criminal justice advocacy/court accompaniment	68 (11%)	77
Hospital/clinic/medical response	23 (4%)	27
Forensic exam	3 (<1%)	3

Number of hotline calls: 554

Number of victim-witness notification/outreach activities: 37

Number of children of victims/survivors receiving services: 232

Demographic data:

Gender³

- Female: **575** (95%)
- Male: **32** (5%)

Race/ethnicity^{3,4}

- American Indian or Alaska Native: **503** (83%)
- White: **82** (14%)
- Hispanic or Latino: **16** (3%)
- Black or African American: **5** (1%)

Other demographics⁵

- Rural: **240** (40% of those receiving services)
- Disabilities: **47** (8%)
- Limited English proficiency: **4** (1%)

Relationship to offender⁶

- Domestic violence/dating violence
 - Current or former spouse or intimate partner: **458** (85%)
 - Other family member: **43** (8%)
 - Dating: **20** (4%)
 - Acquaintance: **16** (3%)
- Sexual assault
 - Current or former spouse or intimate partner: **38** (54%)
 - Other family member: **17** (24%)
 - Dating: **9** (13%)
 - Acquaintance: **5** (7%)
 - Stranger: **1** (1%)
- Stalking
 - Current or former spouse or intimate partner: **13** (72%)
 - Dating: **3** (17%)
 - Acquaintance: **1** (6%)
 - Stranger: **1** (6%)

³. Percentages are based on victims/survivors receiving services for whom this information was known.

⁴. Some victims/survivors may identify with more than one race/ethnicity, so the total number reported in race/ethnicity may be higher than the total number of victims/survivors served.

⁵. Because victims/survivors may be represented in more than one of these categories, or not at all, the total for this category may be higher or lower than the total number of victims/survivors served.

⁶. Victims/survivors may have been abused by more than one offender and/or may have experienced more than one type of victimization, so the total for each victimization category (when unknowns are included) may be higher than the total number of victims/survivors served in each of those categories. Percentages presented here are based on the total number of known relationships in each victimization category.

Shelter/Transitional Housing Assistance: Tribal Government Program grantees provided an array of support services designed to enable victims/survivors, who are fleeing sexual assault, domestic violence, dating violence, and stalking, to locate and secure permanent housing.

Number of grantees using funds for shelter/transitional housing assistance: **9** (45% of all grantees using funds for victim services)

Shelter and transitional housing services:

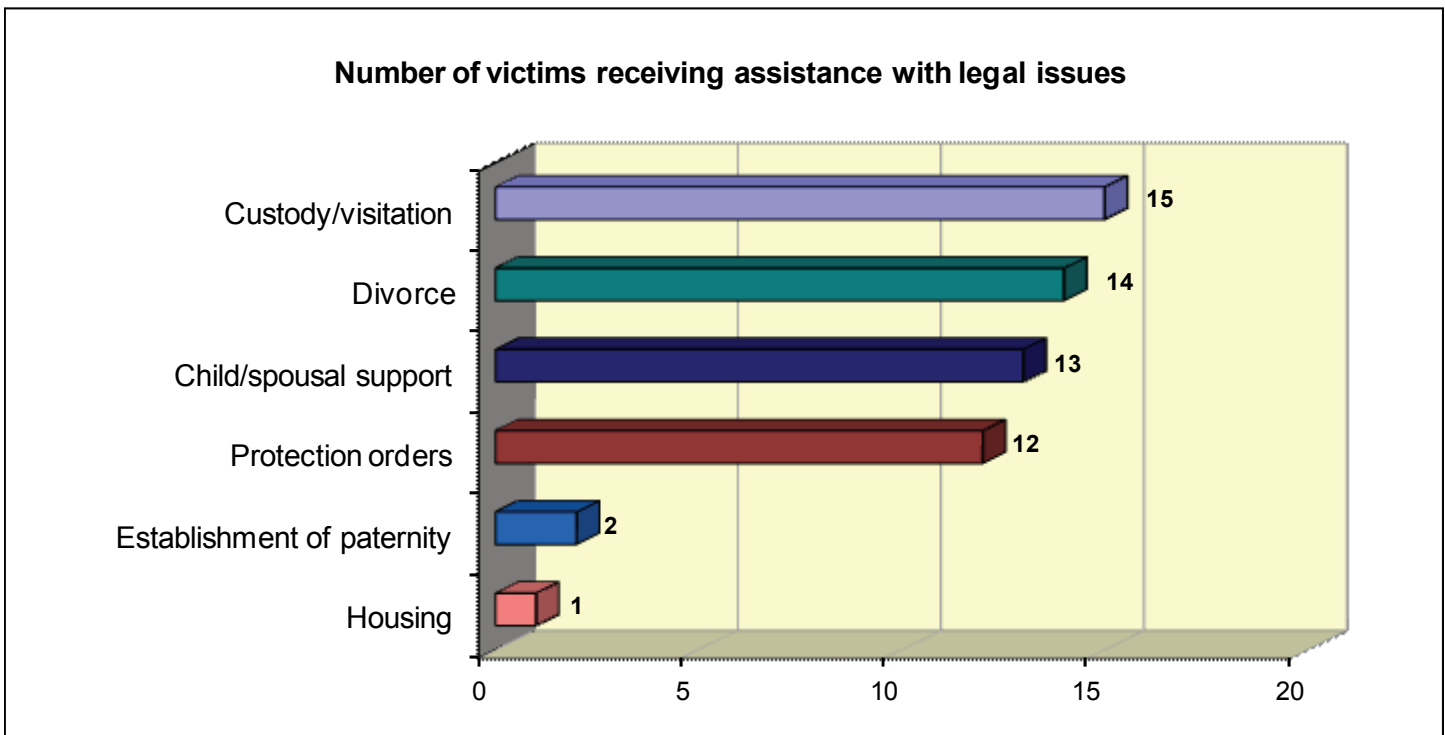
- ◆ **3** victims/survivors received a total of **12** emergency shelter bed nights
- ◆ **74** victims/survivors and **112** family members received a total of **18,584** transitional housing bed nights

Legal Services: Tribal Governments Program grantees may represent victims/survivors of sexual assault, domestic violence, dating violence, and stalking in a variety of legal matters including family law (for example, divorce, child custody, and visitation), protection orders, employment, and housing.

Number of grantees using funds for legal services: **3** (15% of all grantees using funds for victim services)

Number of victims/survivors who received assistance with legal issues: **25**

Number of victims/survivors who received assistance with multiple legal issues: **13**



Legal Outcomes: Tribal Governments Program grantees report on a number of legal outcomes for the cases for which there was a final disposition. These outcomes include provision of information and referral services only; brief services; negotiated resolution; court decision; and/or an administrative decision. Grantees report on the disposition of each legal matter they addressed.

Number of issues disposed of:⁷ **85**

Issues	Outcomes ⁸
Divorce: 25 (29% of all legal issues disposed of)	<ul style="list-style-type: none"> • 64% (16) received information and referrals only • 24% (6) had a court decision • 4% (1) had an administrative decision • 4% (1) received brief services only • 4% (1) victim/survivor withdrew
Protection orders: 21 (25% of all legal issues disposed of)	<ul style="list-style-type: none"> • 52% (11) received information and referrals only • 14% (3) had a court decision • 14% (3) had a negotiated resolution/no filed action • 10% (2) victim/survivor withdrew • 5% (1) had a negotiated resolution/filed action • 5% (1) received brief services only
Child/spousal support: 15 (18% of all legal issues disposed of)	<ul style="list-style-type: none"> • 80% (12) received information and referrals only • 20% (3) had a court decision
Custody/visitation: 15 (18% of all legal issues disposed of)	<ul style="list-style-type: none"> • 100% (15) received information and referrals only

⁷. The total number of outcomes includes all dispositions for all categories of issues. Only the top four categories of legal issues disposed of are presented.

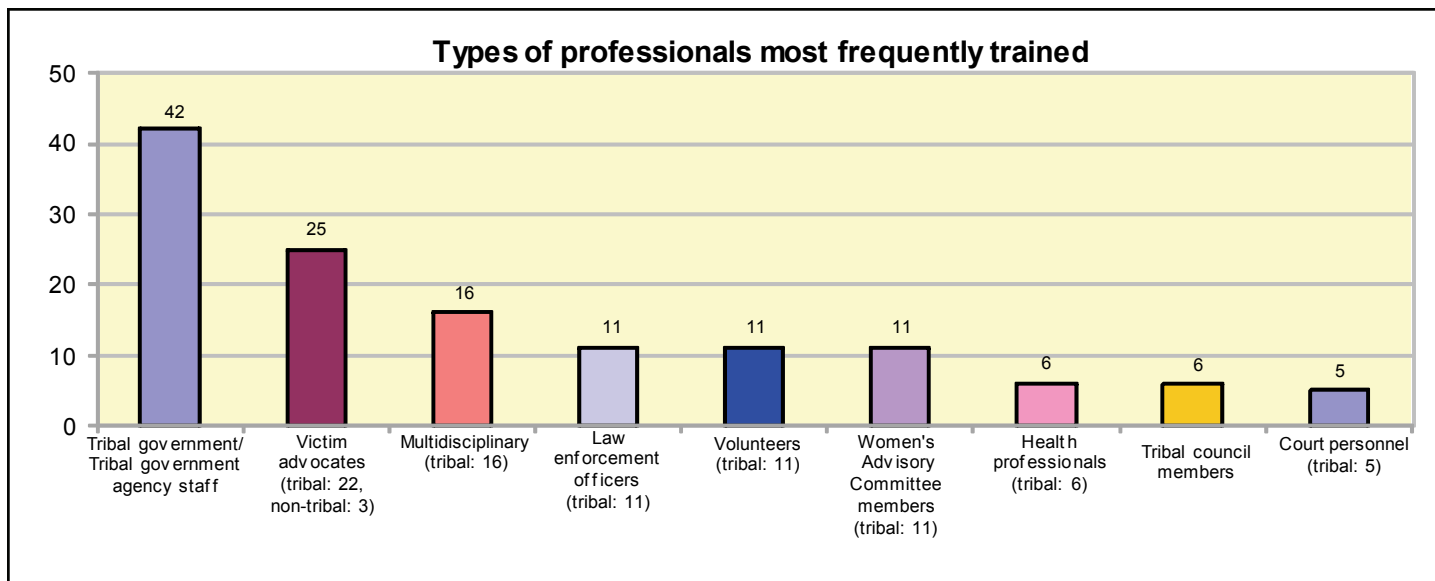
⁸. Percentages for types of outcomes are based on the number of issues disposed of in each category.

Training: Tribal Governments Program grantees train professionals to improve the response to victims/survivors of sexual assault, domestic violence, dating violence, and stalking and to increase offender accountability.

Number of grantees using funds for training: **6** (19% of all grantees reporting)

Total number of people trained: **146** (tribal: **140**; non-tribal: **6**)

Number of training events: **17**



Topics on which grantees provided training⁹

Training topic	Number of grantees training on this topic	Training topic	Number of grantees training on this topic
Advocacy for American Indian and/or Alaska Native women	6	Confidentiality	3
Domestic violence overview, dynamics, and services	4	Cultural issues specific to American Indians and/or Alaska Natives	3
Dynamics and history of violence against American Indian and/or Alaska Native women	4	Dating violence overview, dynamics, and services	3
Issues specific to American Indian or Alaska Native victims/survivors who live in rural areas	4	Issues specific to American Indian or Alaska Native victims/survivors who are elderly	3
Mandatory reporting requirements	4	Issues specific to American Indian or Alaska Native victims/survivors who are geographically isolated	3
Safety planning for victims/survivors	4	Stalking overview, dynamics, and services	3
Sexual assault overview, dynamics, and services	4	Tribal strategies to address sexual assault, domestic violence/dating violence, or stalking	3

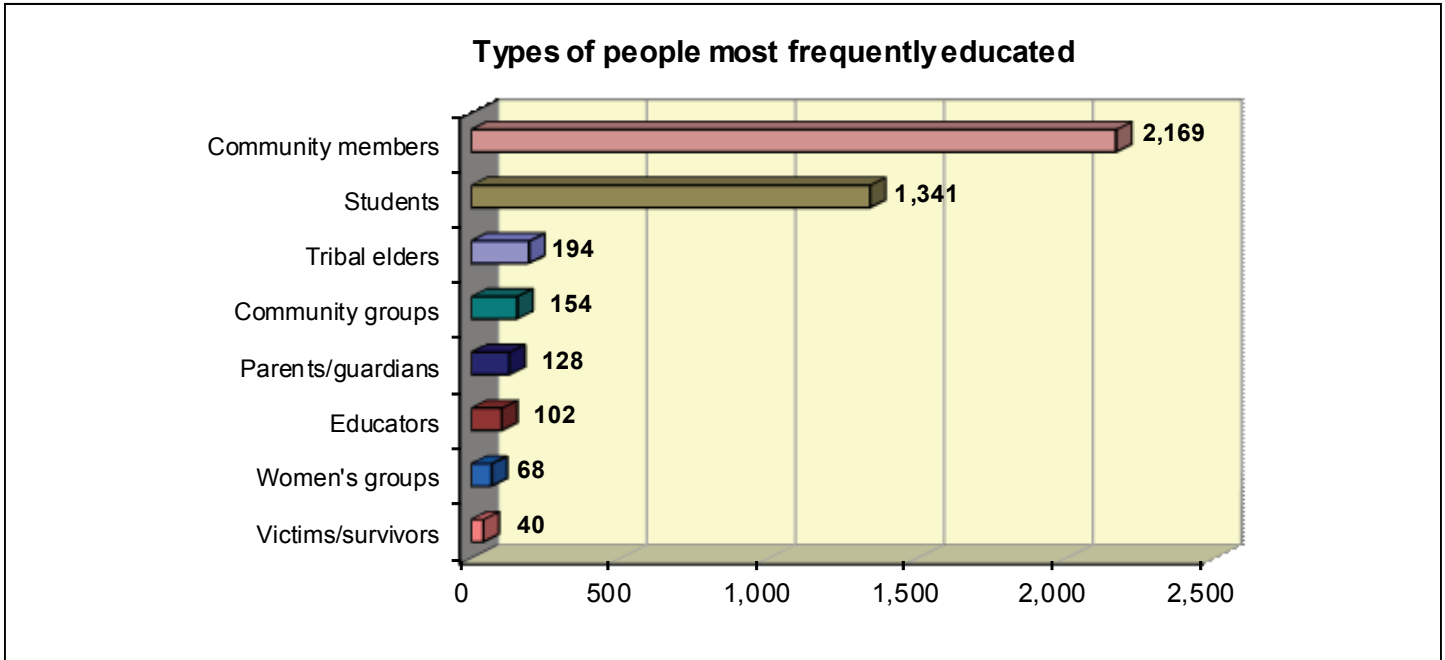
⁹. Not all topics reported by grantees are presented here.

Community Education: Tribal Governments Program staff provide general information to the community to increase awareness of sexual assault, domestic violence, dating violence, and stalking.

Number of grantees using funds for community education: **19** (61% of all grantees reporting)

Total number of people educated: **4,248**

Number of outreach activities: **153**



Topics on which grantees provided education¹⁰

Education topic	Number of grantees educating on this topic	Education topic	Number of grantees educating on this topic
Domestic violence overview, dynamics, and services	16	Youth awareness of sexual assault, domestic violence/dating violence, and stalking	8
Sexual assault overview, dynamics, and services	14	Healthy relationships/domestic violence/dating violence prevention (community)	7
Domestic violence/dating violence prevention program	10	Stalking overview, dynamics, and services	7
How to help American Indian or Alaska Native victims/survivors who live in rural areas	10	Child witness overview, dynamics, and services	5
Safety planning	10	How to help American Indian or Alaska Native victims/survivors who have mental health issues	4
Dating violence overview, dynamics, and services	8	How to help American Indian or Alaska Native victims/survivors who have substance abuse issues	4

¹⁰ Not all topics reported by grantees are presented here.

Staff: Tribal Governments Program staff provide victim services, training, community education, law enforcement activities, prosecution, court services, supervision of offenders, and batterer intervention programs to increase victim/survivor safety and offender accountability.

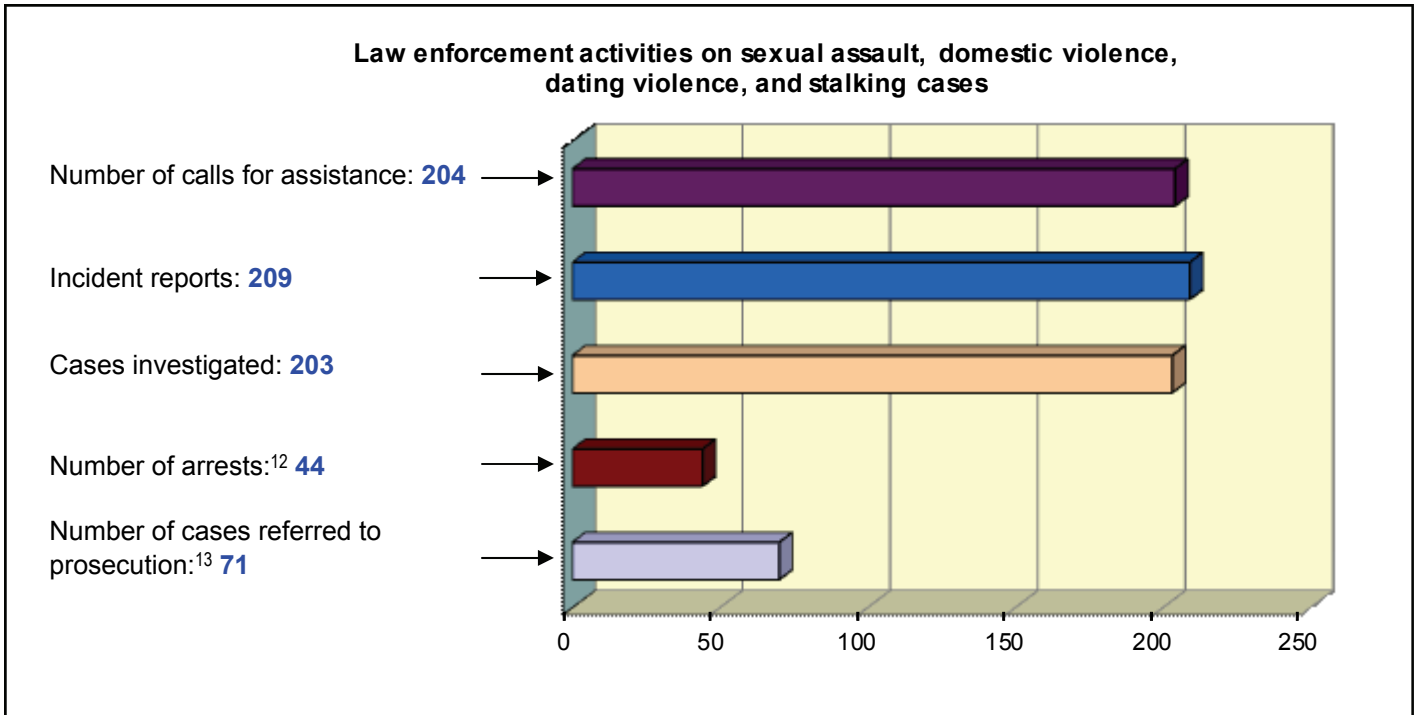
Number of grantees using funds for staff: **28** (90% of all grantees reporting)

Total number of full time equivalent staff funded¹¹	47
Victim advocate (32% of all staff funded)	15
Program coordinator (13%)	6
Administrator (11%)	5
Support staff (11%)	5
Trainer/educator (9%)	4
Case manager (6%)	3
Law enforcement officer (6%)	3
Counselor (4%)	2
Outreach staff (4%)	2
Attorney (2%)	1
Child care worker (2%)	1
Legal advocate (2%)	1
Victim-witness specialist/coordinator (2%)	1

¹¹. Categories are rounded to the nearest whole number and only categories with at least one full FTE after rounding are included.

Law Enforcement

Number of grantees using funds for law enforcement: **3** (10% of all grantees reporting)



Prosecution

Number of grantees using funds for prosecution: **1** (3% of all grantees reporting)

Prosecution of sexual assault, domestic violence, dating violence, and stalking cases

Number of cases received, accepted for prosecution, or declined¹⁴

- **96** cases were received
- **75** cases were accepted for prosecution
- **13** cases were declined

Number of cases disposed of

73¹⁵

Cases resulting in convictions and deferred adjudications

58

79% of all cases disposed of resulted in convictions or deferred adjudications

- 79% of domestic violence/dating violence cases resulted in a conviction or deferred adjudication: 52 cases out of 66 disposed of
- 100% of stalking cases resulted in a conviction or deferred adjudication: 2 cases out of 2 disposed of

¹². All arrests made by law enforcement.

¹³. There were 53 cases referred to tribal prosecutors, 17 to local or state law enforcement or prosecutors, and 1 to federal law enforcement or prosecutors.

¹⁴. Cases accepted or declined in the current reporting period may have been received by prosecution in a previous reporting period.

¹⁵. Cases disposed of in the current reporting period may include cases received by prosecution in a previous reporting period.

Courts

Number of grantees using funds for courts: **1** (3% of all grantees reporting)

Total number of new cases: **139**

Total number of cases disposed of: **81**

Disposition of cases	
Domestic violence/ dating violence	72 <ul style="list-style-type: none"> • 46 cases resulted in a conviction or deferred adjudication (64%) • 26 cases were dismissed (36%)
Sexual assault	6 <ul style="list-style-type: none"> • 4 cases resulted in a conviction or a deferred adjudication (67%) • 2 cases were dismissed (33%)
Stalking	2 <ul style="list-style-type: none"> • 2 cases resulted in a conviction or deferred adjudication (100%)

Dispositions of violations of probation and other court orders

Courts monitor offenders' compliance with court orders. The data reported below reflect the sanctions imposed for violations that were disposed of during the current reporting period.

Violations of probation and court orders	Dispositions ¹⁶
New criminal behavior: 6	100% (6) had partial or full revocation of probation
Failure to attend mandated batterers intervention program (BIP): 3	100% (3) had partial or full revocation of probation

Judicial Monitoring

- ◆ **39** offenders were reviewed and **39** review hearings were conducted

¹⁶Partial or full revocation of probation results in incarceration.